

Making Everything Easier!™

2nd Edition

Portuguese

FOR DUMMIES®

Learn to:

- Have everyday conversations in Portuguese
- Make sense of Portuguese grammar
- Properly use idioms and expressions
- Speak Portuguese in almost any situation

Karen Keller

Portuguese language instructor

www.Ebook777.com



Portuguese
FOR
DUMMIES®
2ND EDITION

by Karen Keller



John Wiley & Sons, Inc.

Published by

John Wiley & Sons, Inc.

111 River St.

Hoboken, NJ 07030-5774

www.wiley.com

Copyright © 2013 by John Wiley & Sons, Inc., Hoboken, New Jersey

Published by John Wiley & Sons, Inc., Hoboken, New Jersey

Published simultaneously in Canada

No part of this publication may be reproduced, stored in a retrieval system or transmitted in any form or by any means, electronic, mechanical, photocopying, recording, scanning or otherwise, except as permitted under Sections 107 or 108 of the 1976 United States Copyright Act, without the prior written permission of the Publisher. Requests to the Publisher for permission should be addressed to the Permissions Department, John Wiley & Sons, Inc., 111 River Street, Hoboken, NJ 07030, (201) 748-6011, fax (201) 748-6008, or online at <http://www.wiley.com/go/permissions>.

Trademarks: Wiley, the Wiley logo, For Dummies, the Dummies Man logo, A Reference for the Rest of Us!, The Dummies Way, Dummies Daily, The Fun and Easy Way, Dummies.com, Making Everything Easier, and related trade dress are trademarks or registered trademarks of John Wiley & Sons, Inc., and/or its affiliates in the United States and other countries, and may not be used without written permission. All other trademarks are the property of their respective owners. John Wiley & Sons, Inc., is not associated with any product or vendor mentioned in this book.

Limit of Liability/Disclaimer of Warranty: The publisher and the author make no representations or warranties with respect to the accuracy or completeness of the contents of this work and specifically disclaim all warranties, including without limitation warranties of fitness for a particular purpose. No warranty may be created or extended by sales or promotional materials. The advice and strategies contained herein may not be suitable for every situation. This work is sold with the understanding that the publisher is not engaged in rendering legal, accounting, or other professional services. If professional assistance is required, the services of a competent professional person should be sought. Neither the publisher nor the author shall be liable for damages arising herefrom. The fact that an organization or Website is referred to in this work as a citation and/or a potential source of further information does not mean that the author or the publisher endorses the information the organization or Website may provide or recommendations it may make. Further, readers should be aware that Internet Websites listed in this work may have changed or disappeared between when this work was written and when it is read.

For general information on our other products and services, please contact our Customer Care Department within the U.S. at 877-762-2974, outside the U.S. at 317-572-3993, or fax 317-572-4002.

For technical support, please visit www.wiley.com/techsupport.

Wiley publishes its books in a variety of electronic formats and by print-on-demand. Some material included with standard print versions of this book may not be included in e-books or in print-on-demand. If this book refers to media such as a CD or DVD that was not included in the version you purchased, you may download this material at booksupport.wiley.com For more information about Wiley products, www.Ebook777.com

visit www.wiley.com. Free ebooks ==> www.Ebook777.com

Library of Congress Control Number: 2012954761

ISBN 978-1-118-39921-7 (pbk); ISBN 978-1-118-46126-6 (ebk);
ISBN 978-1-118-46124-2 (ebk); ISBN 978-1-118-46122-8 (ebk)

Manufactured in the United States of America

10 9 8 7 6 5 4 3 2 1



About the Author

Karen Keller is a journalist who lived and worked in São Paulo, Brazil, for three years as a business reporter. Before moving to Brazil, the California native, who has also lived in Spain, taught Spanish for a foreign language education website. Keller is a published Brazil travel guide writer. She currently lives with her husband and son in the New York City area, where she covers national health issues for a digital newspaper.

Dedication

To my dear non-Brazilian friends from the São Paulo days, for our chuckles over the **maravilha** that is Brazilian Portuguese.

Author's Acknowledgments

I'd like to extend my profound thanks to the editors at Wiley who helped me through the writing process: Stacy Kennedy, Jenny Brown, and Christy Pingleton. My gratitude also extends to my technical editors — Emanuelle Oliveira (Associate Professor, Department of Spanish and Portuguese at Vanderbilt University) and Nola Senna (MA, MBA, Director, Portuguese Language and Brazilian Studies Program, University of Illinois at Urbana-Champaign) for ensuring that I don't accidentally steer people wrong with the information I provide in this book.

I must also thank my Columbia University Graduate School of Journalism professor Tim Harper for putting me in touch with my literary agent for the book, Jessica Faust. Jessica, thanks for putting good faith in me.

Next, my warmest gratitude goes out to my former boss in Brazil, Matthew Cowley. Your job offer made my Brazilian adventure possible, and you gave me my very first Portuguese lessons. I still remember sitting in my office in New York and talking with you in Brazil over the phone before we met. "Rodrigo has an 'h' sound at the beginning," you said. That was my first glimpse of the language that would soon mesmerize me.

Now for those non-Brazilian friends I dedicate this book to: Ivan, Mario, Ainhoa, Anna, Diego, Andrea, Juan, Sophia, and Marisol. The sharing of our perspectives on life in Brazil and on that **língua esquisita** is the stuff of my best memories. Thanks, too, to the Brazilian who always helped set us straight. Dayanne Mikevis, you became my closest Brazilian confidante.

Chloe, thanks for all the sensible advice you've ever given me and for inspiring my first trips abroad. Jenny, you're my linguistic soul mate

and the best person ever for last-minute queries on Portuguese. Yolanda, **si no fuera por ti y tu obsesión sobre Brasil, jamás hubiera ido.**

Finally, to my family: I'm not that crazy, after all. After having melted away into the Southern Hemisphere, I came back. And Mom: My open mind, curiosity, and word-wonder all stem from you. Thank you, all!

We're proud of this book; please send us your comments at <http://dummies.custhelp.com>. For other comments, please contact our Customer Care Department within the U.S. at 877-762-2974, outside the U.S. at 317-572-3993, or fax 317-572-4002.

Some of the people who helped bring this book to market include the following:

Acquisitions, Editorial, and Vertical Websites

Project Editor: Jenny Lerner Brown

(Previous Edition: Natalie Faye Harris)

Acquisitions Editor: Stacy Kennedy

Copy Editor: Christine Pingleton

Assistant Editor: David Lutton

Editorial Program Coordinator: Joe Niesen

Technical Editors: Emanuelle Oliveira, Nola Senna

Audio Produced by: Her Voice Unlimited, LLC

Music on CD: iStockphoto®, © Chasertg, Composer

Vertical Websites Project Manager: Melanie Orr

Associate Media Producer: Doug Kuhn

Editorial Manager: Christine Meloy Beck

Editorial Assistant: Alexa Koschier

Art Coordinator: Alicia B. South

Cover Photos: © Andy Farrer/iStockphoto.com

Cartoons: Rich Tennant (www.the5thwave.com)

Composition Services

Project Coordinator: Patrick Redmond

Layout and Graphics: Carl Byers, Joyce Haughey, Erin Zeltner

Proofreaders: Joni Heredia Language Services, Lauren Mandelbaum

Indexer: BIM Indexing & Proofreading Services

Illustrator: Elizabeth Kurtzman

Special Help: Constance Carlisle, Elaine Wiley

Publishing and Editorial for Consumer Dummies

Kathleen Nebenhaus, Vice President and Executive Publisher

David Palmer, Associate Publisher

Kristin Ferguson-Wagstaffe, Product Development Director

Publishing for Technology Dummies

Andy Cummings, Vice President and Publisher

Composition Services

Debbie Stailey, Director of Composition Services

Portuguese For Dummies[®], 2nd Edition

Visit

*www.dummies.com/cheatsheet/portu
to view this book's cheat sheet.*

Table of Contents

[Introduction](#)

[About This Book](#)

[Conventions Used in This Book](#)

[Foolish Assumptions](#)

[How This Book Is Organized](#)

[Part I: Getting Started](#)

[Part II: Portuguese in Action](#)

[Part III: Portuguese on the Go](#)

[Part IV: The Part of Tens](#)

[Part V: Appendixes](#)

[Icons Used in This Book](#)

Part I: Getting Started

Chapter 1: You Already Know Some Portuguese!

Exploring the Roots of Portuguese

Reciting Your ABCs

Conquering Consonants

The letter C

The letter D

The letter G

The letter H

The letter J

The letter L

The letters M and N

The letter R

The letter S

The letter T

The letter W

The letter X

Exercising Your Jowls with Vowels

The letters A and Ã

The letters E and Ê

The letter I

The letter U

Differentiating Regional Accents

Rio de Janeiro

Interior of São Paulo state

Northeastern Brazil

Rio Grande do Sul

Recognizing the Sound of Portugal's Portuguese

Chapter 2: The Nitty-Gritty: Basic Portuguese Grammar

Agreeing with Nouns and Adjectives

Looking at Articles

Introducing Pronouns

Examining Verbs and Building Simple Sentences

Delving into Verb Conjugations

Using the -ar verbs

Using the -er and -ir verbs

Making Contractions: It's a Cinch!

To Me, to You: Indirect Objects

Chapter 3: Oi! Hello! Greetings and Introductions

Saying Hello

Making Introductions

Using First Names, Last Names, and Nicknames — Brazilian-Style

Dividing the World between Formal and Informal

Describing Permanent Qualities: Ser

Using an example

Warming up to ser

Describing Temporary Qualities: Estar

Using an example

Warming up to estar

Speaking about Speaking: Falar

Saying Goodbye

Chapter 4: Getting Your Numbers, Times, and Measurements Straight

Counting to 100 and Beyond

Ordering Sequences: First, Second, Third . . .

Telling Time

Talking about Days of the Week

Specifying Times and Dates

Getting Familiar with the Metric System

Chapter 5: Speaking Portuguese at Home

Talking about a Home

Getting Some Sleep

Waking Up

Chatting about Food

Getting breakfast

Discussing lunch

Cleaning House

Making a Phone Call

Connecting with the calling verb: Ligar

Dealing with verbal mush

Being a Gracious Guest

Part II: Portuguese in Action

Chapter 6: Getting to Know You: Small Talk

Where Are You From?

Figuring Out Family Connections

Using Possessives: “My . . .”

Knowing Who, What, and Where

Talking in the Past Tense

Pulling It Together with Connector Words

Three “Save Me!” Phrases

Sharing Your Contact Information

Chapter 7: Dining Out and Going to the Market

Trying Brazilian Foods

Sampling the classics

Perusing the menu

Bom appetite! Ordering and enjoying your meal

Satisfying your sweet tooth

Buying Drinks

Basking in Brazilian Barbeque

Mastering Eating and Drinking Verbs

Shopping at the Market

Picking up practical items

Buying produce at an outdoor market

Chapter 8: Shopping

Scoping Out the Shopping Scene

Saying What You're Looking For

Talking about what you want to buy

Naming colors in Portuguese

Trying and Trying On: The Verb Experimentar

Taking It: The Verb Levar

Making Comparisons and Expressing Opinions

Exploring Brazilian Treasures

Negotiating Price in Outdoor Markets

Chapter 9: Going Out on the Town

Talking about Going Out

Asking what a place or event is like

Taking in Brazil's Musical Culture

Using the musical verb: Tocar

Using the dancing verb: Dançar

Using the singing verb: Cantar

Exploring Art

Going to the Movies

Falling in Love — in Portuguese

Chapter 10: Chatting About Business and the Economy

O que você faz? What Do You Do?

Applying the doing verb: Fazer

Using the working verb: Trabalhar

E-mailing

Mailing Things the Old-Fashioned Way

Placing a Business Call

Making Appointments and Conducting Meetings

Expressing profit, loss, revenue, and expenses

Asking about business goals

Talking about Currency and Stock Prices

Chapter 11: Recreation and the Outdoors

Finding Out What's Really on a Brazilian Beach

Checking out other beach attractions

Describing beautiful beaches

Exploring the Amazon Rainforest

Talking about Biodiversity

Considering plant life

Identifying wildlife

Getting Hip to Soccer — Brazil's National Pastime

Asking People What They Like to Do

Part III: Portuguese on the Go

Chapter 12: Planning a Trip

Picking the Best Time for Your Trip

Obtaining a Passport and Visa

Going Through Customs

Packing for Your Brazilian Getaway

Deciding Where to Go

The North

The Northeast

The Central-West

The Southeast

The South

Talking about Going: The Verb Ir

Choosing a Place to Sleep

Making reservations

Checking in and out: Registration

Asking about amenities

Getting Possessive

Chapter 13: Money, Money, Money

Introducing Brazilian Reais and Centavos

Getting Ahold of Brazilian Currency

Using Brazilian Banks and ATMs

Checking Prices and Making Purchases

The paying verb: Pagar

Paying for items and services

Chapter 14: Getting Around: Planes, Buses, Taxis, and More

Making a Plane Reservation

Taking Buses

Traveling by Taxi

Renting a Car

Interpreting traffic signs

Parking it

Talking About Coming and Going

Announcing an arrival

Talking about leaving

Navigating Cityscapes

Talking about distance

Asking for directions

Discussing how to get there

Over here, over there

Chapter 15: Going to Sporting Events

Buying Tickets

Finding Your Seat

Ordering Brazilian Concessions

Making Sense of Yelling Fans

Watching Brazil's Summer Olympics in 2016

Asking for an Autograph

Talking about Sports

Using the verb jogar, to play

Considering practice

Expressing preferences

Winning and losing

Searching the Place

Chapter 16: O Carnaval!

Exploring Carnaval in Brazil

Rio's Carnaval

Carnaval in Recife/Olinda

Dancing the Samba!

Chapter 17: Me Ajuda! Help! Handling Emergencies

Stick 'em Up: What to Say (and Do) if You're Robbed

Don't panic!

Asking for and receiving help

Reporting a problem to the police

Handling Health Emergencies

Heading off illnesses with vaccines

Watching out for tropical illnesses

Dealing with your normal illnesses

Handling injuries

Talking about your health problem

Discussing Legal Problems

Part IV: The Part of Tens

Chapter 18: Ten Ways to Pick Up Portuguese Quickly

Go to Brazil!

Find Brazilians (Or Other Portuguese Speakers) Near You

Date a Brazilian

Read the News in Portuguese

[Check Out Brazilian Websites](#)

[Listen to Brazilian Music](#)

[Rent a Brazilian Movie](#)

[Watch Globo](#)

[Take a Portuguese Language Class](#)

Chapter 19: Ten Common Portuguese Slang Words

[Brega/Cafona](#)

[Cara](#)

[Chato](#)

[Chique](#)

[Esperto](#)

[Gato and Gata](#)

[Grana](#)

[Legal](#)

[Pinga](#)

[Valeu](#)

Chapter 20: Ten (Plus One) Terms That Make You Sound Fluent

[Né?](#)

[Tá](#)

[Ah é?](#)

[Então](#)

[Sabe?](#)

[Meio](#)

[Ou seja/E tal](#)

[Cê Instead of Você](#)

[A gente](#)

[Pra](#)

[Tô](#)

[Part V: Appendixes](#)

[Appendix B: Verb Tables](#)

[Appendix C: On the CD](#)

[Appendix D: Answer Key](#)

[Cheat Sheet](#)

[Download CD/DVD Content](#)

Introduction

Brazil's allure just keeps growing. Not only is Latin America's most populous and largest nation — with its friendly people, stunning beaches, and great music — one of the most fun places you'll ever visit, but Brazil is also a global political and economic heavyweight.

Whether you're interested in learning Portuguese for pleasure or business, you can do it here. I've stocked this book with cultural insight to complement the basics of the language. This second edition even has a chapter for businesspeople who are interested in speaking a bit of Portuguese to enhance their career. Sports fans, I've included a new chapter that offers vocabulary and insider information you can use to talk about two megawatt events that Brazil is hosting this decade: the 2014 World Cup and the 2016 Summer Olympics.

Portuguese is the sixth most-spoken language in the world, due in large part to Brazil's huge population that hovers now around 195 million. Be sure to check out [Chapter 1](#) to find out which other countries in the world, including Portugal, speak Portuguese. I point out differences between the Portuguese that's spoken in Brazil and Portugal in [Chapter 1](#), but this book focuses on Brazilian Portuguese.

A bonus to learning Brazilian Portuguese is that it can help you to understand a little French, Spanish, and Italian, too. They're all Romance languages, so many words of these languages sound similar.

The sounds of Brazilian Portuguese can be difficult to make for non-native speakers, but stick with it and have fun. I'm not promising fluency here, but you can find out how to make small talk with a Brazilian, ask for directions in a city, and even make some plans. So go buy yourself some Brazilian music and fill your space with the sounds of Brazil. You'll fall in love with this lyrical language.

About This Book

Here's the good news: This isn't a class you have to drag yourself to or a language book that's weighed down with complicated grammar rules, like so many others you may find in a bookstore or online. It's a reference book for learning to speak Brazilian Portuguese that you can pick up at your leisure. You're the boss. You may choose to leaf through, glancing only at chapters and pages that grab your attention. Or you can read the whole thing from start to finish. (From finish to start is okay, too — no one's looking.)

The first few chapters may be helpful to read first, though, because they offer basic information about pronunciation and point out words that appear throughout the book. Of course, if there's a chapter you just have to read first, it's okay. After all, if you're heading to Brazil for Carnival or an international sporting event, such as the World Cup or Summer Olympics, I'm guessing you'll want to flip to those chapters right away.

Just keep in mind that more advanced instruction comes later in the book as your knowledge and ability progresses. However, all chapters contain background, grammar, and dialogues that reflect the information you need to know at a particular level and in the situation of focus.

Conventions Used in This Book

To make the book easy to follow, I've set up a few stylistic rules:

- ✓ Web addresses appear in monofont

- ✓ Portuguese terms are set in **boldface** to make them stand out.
- ✓ Pronunciations and definitions, which are shown in parentheses, follow the terms the first time they appear in a section.
- ✓ Within the pronunciation, the part of the word that's stressed is shown in *italics*.
- ✓ English translations appear in italics.
- ✓ Verb conjugations (lists that show you the different forms of a verb) are given in tables in this order: *I, you (singular), he/she, we, they, and you (plural)*. Pronunciations follow in a second column.

Here's an example of a conjugation chart for the word **ser** (seh) (*to be*). Because the subjects always come in the same order, you can see that words in this chart mean *I am, you are, he/she is, we are, they are, and you are*.

Conjugation	Pronunciation
eu sou	<i>eh-oooh soh</i>
você é	<i>voh-seh eh</i>
ele/ela é	<i>eh-lee/eh-la eh</i>
nós somos	<i>nohz soh-mooz</i>
eles/elas são	<i>eh-leez/eh-lahz sah-oooh</i>
vocês são	<i>voh-sehz sah-oooh</i>

In each chapter, you can also find the following sections:

- ✓ **Talkin' the Talk dialogues:** The best (and most fun) way to learn a language is to hear real-life dialogues, so I include little conversations throughout the book. The dialogues come under the heading "Talkin' the Talk" and show you the Portuguese words, how to pronounce them, and their English translations. Most of these conversations are on the audio CD that comes with this book,

so when you see a Play This! icon, be sure to listen along.

- ✔ **Words to Know blackboards:** Knowing key words and phrases is also important in the quest to speak a new language. I collect important words that appear in the Talkin' the Talk dialogues (and perhaps add a few related terms) and put them in a special blackboard-shaped box that follows the dialogues.
- ✔ **Fun & Games activities:** At the end of each chapter, find an activity designed to help you practice some of the words and concepts featured in that chapter. Don't worry; the exercises cover the essentials of a topic — nothing too difficult. The answers to these exercises are in Appendix D so you can quickly find out whether you got the right answers!

Foolish Assumptions

To write this book, I had to imagine who my readers would be. Yes, you! I think if you've picked up this book, you're probably an open-minded person who enjoys learning. That's excellent. Here are some other things I imagine about you:

- ✔ You're interested in learning enough conversational Brazilian Portuguese to get by in most social situations, not fluency.
- ✔ You don't want to memorize long lists of vocabulary to learn Portuguese.
- ✔ You have little or no experience with the Portuguese language.
- ✔ You're interested in learning about Brazilian culture as well as its language.

The only thing I ask of you is to leave any foolish assumptions behind

that might prevent you from getting the most out of this book. For example, it's nonsense that only younger people can learn languages. The desire to learn is all you need. And it doesn't matter how well you did in high school French or German, or whichever language classes you've taken before. This book is designed to take a fresh approach to learning languages, and I won't grade you.

How This Book Is Organized

This book is divided by topic into parts and then into chapters. Chapters are further divided into sections. The following sections tell you what types of information you can find in each part.

Part I: Getting Started

This part covers the basics of Portuguese — how to pronounce words, construct sentences, and so on. I also point out Portuguese words that are so close to English that you already know their meanings.

Part II: Portuguese in Action

Discover everyday words and phrases in Portuguese and practice speaking this language. Instead of focusing on grammar points and philosophizing about why the language is structured the way it is, I jump right in to show you how it works. This section highlights how to talk to new Brazilian friends and business associates.

Part III: Portuguese on the Go

Here are the tools you need to take your Portuguese on the road, whether you're trying to figure out which part of Brazil you want to visit or talking with a Brazilian about the bus schedule. These chapters are devoted to the traveler in you, the one who checks into hotels, hails

Free ebooks ==> www.Ebook777.com
a cab, and attends sporting events or Carnaval in Brazil.

Part IV: The Part of Tens

If you're looking for quick advice about Portuguese, this part is for you. Here, you can find ten ways to pick up Portuguese quickly, ten common slang expressions, and ten expressions to help you sound fluent (even if you're faking it).

Part V: Appendixes

This part of the book is a straightforward reference — conjugation tables for the most common verbs and two mini-dictionaries: one translates common words from English to Portuguese; the other defines Portuguese words in English. Here, too, is where you find answers to the Fun & Games activities as well as a listing of dialogues on the audio CD that comes with this book (at the back). Fire it up to hear native pronunciations while you read the dialogues.

Icons Used in This Book

Drawings and symbols always liven things up a bit, don't they? Here are some icons that point you to important information:



This icon shows you where you can find some fascinating tidbits that highlight either a linguistic aspect or give travel tips. Tips can save you time and frustration.



This handy icon pops up whenever you run across a bit of information that you really should remember after you close the

Free ebooks ==> www.Ebook777.com
book. These tidbits may tell you something important about the Portuguese language or Brazil in general.



When you see this icon, you can find insider pronunciation and vocab tips that go beyond basic Portuguese and can help you impress your Brazilian friends.



These snippets provide insight into Brazilian culture.



The audio CD contains conversations between native Brazilians. This icon marks the “Talkin’ the Talk” sections that are included on the CD and reminds you that you can listen to the dialogue while you read it.

Where to Go from Here

When you have a spare moment, pop open the book to learn about Brazil and Brazilian Portuguese. Also, try to complement the information in this book with other activities that enhance your knowledge of Portuguese, such as reading the news in Portuguese or listening to Brazilian music. Have fun! Oh, and **boa sorte** (*boh-ah soh-chee*) (*good luck*)!

Part I

Getting Started

The 5th Wave

Free ebooks ==> www.Ebook777.com

By Rich Tennant



“Whoa, hold on. I came here to learn how to speak Portuguese, not what to wear on the beaches of Brazil.”

In this part . . .

These chapters introduce you to Brazilian Portuguese. They let you get your feet wet by giving you some Portuguese basics — how to pronounce words, construct sentences, make small talk, use numbers, and name common things in a home. You can also get an ego boost by learning Portuguese words that are so close to English, you already know what they mean.

Chapter 1

You Already Know Some Portuguese!

In This Chapter

- ▶ Recognizing what English and Portuguese have in common
- ▶ Spell it out: Saying the alphabet
- ▶ Looking at vowels and consonants: Basic Portuguese sounds
- ▶ Listening for regional variations in accent

Much like English, the Portuguese language comes in several different versions. The accent you hear in Brazil is pretty different from the Portuguese that's spoken in Portugal. In fact, some Brazilian tourists in Portugal say they can't understand a word that's spoken there! The situation is similar to a conversation among English speakers from Texas, South Africa, and Ireland: It would probably sound like they were speaking three different languages. No doubt they'd struggle to understand each other.

Within Brazil, there are also regional differences in the way people speak — just as accents differ in various regions of the U.S. Think about the accents of people in Alabama, Minnesota, and New York. So it is in Brazil. People in **São Paulo** (*sah-oooh pah-oooh-loh*), **Rio de Janeiro** (*hee-oooh dee zhah-nay-roh*), and the touristy city of **Salvador** (*sahl-vah-doh*) have different twangs to their speech, but it's still pretty easy to understand all of them if you know Portuguese.

Written Portuguese, however, is pretty standard, especially the writing

Free ebooks => www.Ebook777.com
you find in a newspaper or other type of publication. A Brazilian can understand a Portuguese newspaper or read the works of Portugal's Nobel Prize-winning author **José Saramago** (zhoh-zeh sah-rah-mah-goh), no problem.

The Portuguese in this book is Brazilian Portuguese, as opposed to the Portuguese spoken in Portugal and countries in Africa, including **Cabo Verde** (*kah-boh veh-jee*) (*Cape Verde*; islands off northwestern Africa), **Moçambique** (moh-sahm-bee-kee) (*Mozambique*; on the coast of southeast Africa), **Guiné-Bissau** (*gwee-neh bee-sah-oooh*) (*Guinea Bissau*; in western Africa), **Angola** (ahn-goh-lah) (in southwestern Africa), and **São Tomé e Príncipe** (*sah-oooh toh-meh ee preen-see-pee*) (*Sao Tome and Principe*; islands off western Africa).

Exploring the Roots of Portuguese

The beautiful Portuguese language belongs to a linguistic family known as the Romance languages. Back when the Roman Empire was around, Rome was the center of a wide swath of Europe, northern Africa, and parts of Asia. With Rome's influence came its language — Latin.

The closer a place was to Rome, the more likely it was to absorb Latin into its language. This was the case with Portugal — where the Portuguese language originates — as well as the language of places like France, Spain, and even Romania.

So how did Portuguese get all the way to Brazil? A Portuguese conquistador named **Pedro Álvares Cabral** (*peh-droh ahl-vah-reez kah-brah-oooh*) landed in modern-day Brazil on April 22, 1500, and is the person credited for having “discovered” Brazil. Many indigenous people were already living in the area, of course, many of whom spoke
www.Ebook777.com

Free ebooks ==> www.Ebook777.com
languages that are part of a linguistic family today called **Tupi-Guarani** (too-pee gwah-rah-nee).



Brazilian Portuguese uses some **Tupi-Guarani** words, which commonly appear as names of towns in Brazil — **Ubatuba** (ooh-bah-too-bah), for example, is a pretty beach town in **São Paulo** (sah-ooh pah-ooh-loh) state. The town is nicknamed **Uba-Chuva** because **chuva** (shoo-vah) means *rain* and it rains there a lot! **Tupi-Guarani** words also name native plants and animals. *Armadillo*, for example, is **tatu** (tah-too). After you get used to speaking Portuguese, figuring out whether a word is Latin-based or **Tupi-Guarani**-based is pretty easy.

Still other words in Brazilian Portuguese are based on African languages, a result of the vast influence that African slaves had on creating modern-day Brazil and its culture.

While the development of the modern-day English language wasn't influenced by **Tupi-Guarani** or African languages, what you may not realize is that it has a lot of Latin influence. Linguists consider English to be a Germanic language, and it technically is. But due to the on-and-off French occupations of the British Isles, many of those French (Latin-based) words rubbed off on English. Some people say as much as 60 to 70 percent of English is Latin-based.

That's great news for you. It means that many Portuguese words have the same root as English words. The *root* of a word is usually the middle of the word — those few sounds that really define the meaning of a word. Some examples of Portuguese words that resemble English words and have the same meaning include **experimento** (eh-speh-ree-men-toh) (*experiment*), **presidente** (preh-zee-dang-chee) (*president*), **economia** (eh-koh-noh-mee-ah) (*economy*), **decisão** (deh-see-zah-ooh) (*decision*), **computador** (kom-poo-tah-doh) (*computer*),

Free ebooks => www.Ebook777.com
liberdade (lee-beh-*adah*-jee) (*liberty*), and **banana** (bah-nah-nah) (*banana*). And that's only to name a few!

Another benefit: **O português** (ooh poh-too-geh-z) (*Portuguese*), like all Latin languages, uses the Roman alphabet. Accent marks that you don't find in English appear over some of the vowels, but they add to the charm of Portuguese. Learning Portuguese is much easier for English-speaking people than learning Japanese or Arabic, which use totally different alphabets.

Finally, due to the modern influence of the U.S. throughout the world — which, in many ways, is much greater than Rome's ancient influence — English words are used in Portuguese, with no adaptation in the way they're written. Examples include **e-mail** (ee-may-oh), **shopping** (*shoh*-ping), and **show** (shoh) (*show/performance*).

Reciting Your ABCs

A few of the sounds in Brazilian Portuguese can be difficult to imitate at first, because the sounds aren't used in English. But most Brazilians can understand what you're saying, even if you don't say every **palavra** (pah-lahv-rah) (*word*) perfectly. Many Brazilians think a foreign **sotaque** (soh-tah-kee) (*accent*) is charming, so don't worry about it.

On the upside, the way the sounds correspond to letters in Brazilian Portuguese is very systematic — much more so than in English. This means that after you get used to the way a letter or combination of letters sounds in Brazilian Portuguese, you can get the hang of the language pretty quickly. There are few surprises in the **pronúncia** (proh-noon-see-ah) (*pronunciation*) of this beautiful language.



Track 2 of the audio CD that accompanies this book contains a pronunciation guide to give you a better feel for Portuguese sounds.

At the beginning of this chapter, did you notice that the pronunciation is shown in parentheses after the Portuguese word? That's how this book shares the pronunciation of all new words. The italicized part is where you put the emphasis on the word as you speak it. In "Words to Know" lists, the part you emphasize is underlined rather than italicized.

Are you ready to learn the basics of **português** (poh-too-geh-z) (*Portuguese*)? You can start with the alphabet. Practice spelling your name:

- ✓ **a** (ah)
- ✓ **b** (beh)
- ✓ **c** (seh)
- ✓ **d** (deh)
- ✓ **e** (eh)
- ✓ **f** (*eh-fee*)
- ✓ **g** (zheh)
- ✓ **h** (ah-*gah*)
- ✓ **i** (ee)
- ✓ **j** (*zhoh-tah*)
- ✓ **k** (kah)
- ✓ **l** (*eh-lee*)

✓ **m** (*eh-mee*)

✓ **n** (*eh-nee*)

✓ **o** (*awe*)

✓ **p** (*peh*)

✓ **q** (*keh*)

✓ **r** (*eh-hee*)

✓ **s** (*eh-see*)

✓ **t** (*teh*)

✓ **u** (*ooh*)

✓ **v** (*veh*)

✓ **w** (*dah-boo yoo*)

✓ **x** (*sheez*)

✓ **y** (*eep-see-lohn*)

✓ **z** (*zeh*)



When I refer to the sound *zh* as part of a phonetic transcription (the pronunciation guide in parenthesis), think of the *s* sound in the word *treasure*. That's the *zh* sound I'm talking about.

Conquering Consonants

Getting through this book should be a cinch after you go through the basic pronunciation guide in this section. Skipping the guide is okay,

too — you can get the gist by listening to the CD and reading the pronunciations of words in other chapters aloud. But if you want to get a general idea of how to pronounce words that don't show up in this book, this is a great place to begin. I start with the consonants — you know, all those letters in the alphabet that aren't vowels.



Here's a fun aspect of Brazilian Portuguese. When a word ends in a consonant — most of these words are foreign (and mostly English) terms that Brazilians have adopted — it's pronounced with an added *ee* sound. Some examples are **club** (*kloo-bee*), **laptop** (*lahp-ee-top-ee*), **hip-hop** (*heep-ee-hoh-pee*), **rap** (*hah-pee*), and **rock** (*hoh-kee*).

That said, most consonants in Brazilian Portuguese have the same sound as in English. I point out the exceptions in the following sections.

Ready? Here we go!

The letter C

A **c** that begins a word usually sounds like a *k*:

✓ **café** (*kah-feh*) (*coffee*)

✓ **casa** (*kah-zah*) (*house*)

If the **c** has a hook-shaped mark under it, like this — **ç** — it makes an *s* sound:

✓ **França** (*frahn-sah*) (*France*)

✓ **serviço** (*seh-vee-soo*) (*service*)

The most common use of this type of **c**, called the **cedilha** (*seh-deel-yah*) (*cedilla*), is when a **c** comes at the end of a word that's followed

Free ebooks => www.Ebook777.com
by **-ão**. It's the Brazilian equivalent of the English *-tion* ending.

✓ **evolução** (eh-voh-loo-sah-oooh) (*evolution*)

✓ **promoção** (proh-moh-sah-oooh) (*sale/discount/sales promotion*)

The letter D

If a word begins with a **d**, the sound is a hard *d*, like in English:

✓ **dançar** (dahn-sah) (*to dance*)

✓ **data** (dah-tah) (*date* — as in calendar date)

The word **de** (jee), which means *of*, is an exception.

If the **d** comes in the middle of a word, it can have either a hard *d* sound or a *j* sound — as in the English word *jelly*.

✓ **advogado** (ahj-voh-gah-doh) (*lawyer*)

✓ **estado** (eh-stah-doh) (*state* — as in a state in a nation)

✓ **liberdade** (lee-beh-dah-jee) (*freedom*)

✓ **modelo** (moh-deh-loo) (*model*)

✓ **pedir** (peh-jee) (*to ask for*)

The letter G

The **g** in Portuguese usually is a hard *g*, like in the English word *go*:

✓ **gato** (gah-too) (*cat*)

✓ **governo** (goh-veh-noo) (*government*)

✓ **segundo** (seh-goona-doh) (*second*)

But **g** takes a *zh* sound, like the *s* in *treasure*, when followed by an **e** or **i**:

✓ **biologia** (bee-oh-loh-zhee-ah) (*biology*)

✓ gente (*zhang-chee*) (*people*)

The letter H

The Brazilian Portuguese **h** is a pretty versatile consonant. If the word begins with an **h**, the letter is silent:

✓ **honesto** (*oh-neh-stoh*) (*honest*)

✓ **hora** (*oh-rah*) (*hour*)

In the cases of words that contain **lh** or **nh**, the **h** sounds like a *y*:

✓ **companhia** (*kohm-pahn-yee-ah*) (*company*)

✓ **Espanha** (*eh-spahn-yah*) (*Spain*)

✓ **maravilhoso** (*mah-rah-veel-yoh-zoo*) (*marvelous/amazing*)

✓ **palhaço** (*pahl-yah-soh*) (*clown*)

The letter J

The **j** in Portuguese always sounds like the *zh* sound an *s* makes in the English word *treasure*:

✓ **joelho** (*zhoh-el-yoh*) (*knee*)

✓ **Jorge** (*zhoh-zhee*) (*George*)

✓ **julho** (*zhool-yoh*) (*July*)

✓ **loja** (*loh-zhah*) (*store*)

The letter L

The **l** in Portuguese normally sounds like the *l* in English:

✓ **gelo** (*zheh-loo*) (*ice*)

✓ **líder** (*lee-deh*) (*leader*)

But if it comes at the end of a word, the **l** sounds like *ooh*:

✓ **mil** (mee-oooh) (*one thousand*)

✓ **Natal** (nah-tah-oooh) (*Christmas*)

The letters M and N

The **m** and **n** in Portuguese generally sound like *m* and *n* in English:

✓ **janela** (zhah-neh-lah) (*window*)

✓ **medo** (meh-doo) (*fear*)

✓ **mel** (meh-oooh) (*honey*)

✓ **não** (nah-oooh) (*no*)

But at the end of a word, an **m** or **n** takes on an *ng* sound:

✓ **cem** (sang) (*one hundred*)

✓ **homem** (oh-mang) (*man*)

The letter R

If the word begins or ends with an **r**, the **r** sounds like an *h*:

✓ **Roberto** (hoh-beh-too) (*Robert*)

✓ **rosa** (hoh-zah) (*pink*)

If *r* comes in the middle of a word, on the accented syllable, it sounds like an even stronger **h**. In the words **porta** and **carta** that follow, use your belly to push air out of your mouth as you say the *h*. It's a breathy *h*, not a guttural sound.

✓ **carta** (kah-tah) (*letter*)

✓ **porta** (poh-tah) (*door*)

If a word has two **r**'s (**rr**), they make an *h* sound, as in **burro** (boo-hoh) (*dumb*). If the **r** comes at the end of a word, it also makes an *h* sound like in **burro**: www.Ebook777.com

✓ **caminhar** (kah-ming-yah) (*to walk*)

✓ **gostar** (goh-stah) (*to like*)

The letter S

The Portuguese **s** is generally pronounced the same as the English **s**, except it often becomes a **z** sound at the end of a word:

✓ **dedos** (deh-dooz) (*fingers*)

✓ **olhos** (ohl-yooz) (*eyes*)

An **s** between two vowels also makes a **z** sound:

✓ **casa** (kah-zah) (*house*)

✓ **coisa** (koh-ee-zah) (*thing*)

The letter T

The **t** in Portuguese has a soft *t* sound in general. In English, you don't use the soft *t* sound very often.



Say *ta, ta, ta* in a quiet voice, as if you're marking a rhythm. That's the soft *t* of Portuguese.

✓ **atuar** (ah-too-ah) (*to act*)

✓ **motocicleta** (moh-too-see-kleh-tah) (*motorcycle*)

✓ **Tailândia** (tah-ee-lahn-jee-ah) (*Thailand*)

But **t** sounds like *ch* when followed by an **e** or an **i**:

✓ **forte** (foh-chee) (*strong*)

✓ **notícia** (noh-chee-see-ah) (*news*)

✓ **passaporte** (pah-sah-poh-chee) (*passport*)

✓ **time** (*chee-mee*) (*team*)

The letter *W*

The letter **w** doesn't naturally occur in Portuguese, but when it does, it sounds like a *v*. The only places you really see a **w** is in a person's name.

✓ **Wanderlei** (*vahn-deh-lay*)

✓ **Wanessa** (*vah-neh-sah*)

The letter *X*

The **x** generally has a *sh* sound in Portuguese:

✓ **axé** (*ah-sheh*), a popular Brazilian type of dance

✓ **bruxa** (*broo-shah*) (*witch*)

✓ **lixo** (*lee-shoo*) (*garbage*)

✓ **taxa** (*tah-shah*) (*rate*)

The letter **x** can also have a *ks* sound, as in English: **tóxico** (*tohk-see-koh*) (*toxic*).

And the **x** can also sound like a *z* in some cases, such as **exame** (*eh-zahm-ee*) (*exam*).

Exercising Your Jowls with Vowels

In this section, I go over all five vowels in Portuguese, including the ones with accent marks.

The letters *A* and *Ã*

The letter **a** normally has an *ah* sound:

- ✓ **ajuda** (ah-zhoo-dah) (*help*)
- ✓ **amigo** (ah-mee-goo) (*friend*)
- ✓ **Tatiana** (tah-chee-ah-nah), a woman's name



If the **a** has a squiggly mark, or **til** (*chee-oo*) (*tilde*), on top of it (**ã**), then the letter makes a nasal sound. Instead of opening your mouth to say *a*, as in the English word *at*, try closing your mouth almost completely while you make the same sound. Do you hear that? It becomes more of an *uh* than an *ah*. Then try to open your mouth (making the same sound) without bringing your lips farther apart. Yes, that's the **ã** sound!

The **ã** is very common in Brazilian Portuguese, but it took me more than a year to say it like a Brazilian. If you're in the same boat, don't sweat it; most Brazilians can understand what a person's trying to say even if the **ã** is pronounced wrong.

The **ã** occasionally comes at the end of a word:

- ✓ **maçã** (mah-sah) (*apple*)
- ✓ **Maracanã** (mah-rah-kah-nah), a soccer stadium in Rio



Most often, **ã** is followed by an **o** (**ão**). Together, these letters make an *ah-oo* sound. But say it fast — *Ow!* — like you've hurt yourself and with the nasal sound you just practiced.

- ✓ **informação** (een-foh-mah-sah-oo) (*information*)
- ✓ **não** (nah-oo) (*no*)

The letters *E* and *Ê*

In general, the letter **e** sounds like *eh*, as in *egg* or *ten*:

- ✓ **dedo** (*deh-doo*) (*finger*)
- ✓ **elefante** (*eh-leh-fahn-chee*) (*elephant*)

If it comes at the end of a word, though, **e** usually has an *ee* sound:

- ✓ **boate** (*boh-ah-chee*) (*nightclub*)
- ✓ **dificuldade** (*jee-fee-kool-dah-jee*) (*difficulty*)

If the **e** has a hat on it (**ê**), don't worry; it's still the *eh* sound:

- ✓ **gêmeo** (*zhem-ee-oh*) (*twin*)
- ✓ **três** (*trehz*) (*three*)

The letter *I*

The letter **i** has an *ee* sound, pretty much without exception:

- ✓ **inglês** (*eeng-gleh-z*) (*English*)
- ✓ **livro** (*leev-roh*) (*book*)

The letters *O* and *Ô*

The letter **o** by itself has an easy-to-make *oh* sound.

- ✓ **onda** (*ohn-dah*) (*wave*)
- ✓ **ontem** (*ohn-tang*) (*yesterday*)

At the end of a word, though, it usually sounds like *ooh*:

- ✓ **Gramado** (*grah-mah-doo*), a city in Rio Grande do Sul state that's famous for its film festival
- ✓ **tudo** (*too-doo*) (*everything/all*)

The **o** also comes with a hat (the circumflex) on it (**ô**), which makes an *oh* sound. The accent mark doesn't change the pronunciation of the letter.

- ✓ **Alô?** (ah-loh) (*Hello?*)
- ✓ **ônibus** (oh-nee-boos) (*bus*)

The letter U

The **u** has an *ooh* sound:

- ✓ **ou** (ooh) (*or*)
- ✓ **urso** (ooh-soo) (*bear*)
- ✓ **útil** (ooh-chee-ooh) (*useful*)

Differentiating Regional Accents

The Portuguese pronunciation I describe in this book works for most of Brazil, and it's certainly understandable to any Brazilian. But there are some minor differences in accent by region. Usually the difference is how people of a region say a certain sound and the intonation or musicality. In this section, I point out a few hallmarks of certain regional accents so you can tell which part of Brazil your conversation partner is from.

Rio de Janeiro

Cariocas (kah-ree-oh-kahz), people from the city of **Rio**, are famous for saying *sh* instead of *s*.

<i>Word</i>	<i>Rio Pronunciation</i>	<i>Standard Pronunciation</i>	<i>Meaning</i>
esquina	eh-shkee-nah	eh-skee-nah	<i>corner</i>

Interior of São Paulo state

People from inland **São Paulo** state (not the city of **São Paulo**) — along with people in rural parts of the bordering state of **Minas Gerais** — are famous for sounding like Americans speaking bad Portuguese because they pronounce the Portuguese **r** in an accented syllable like a hard English *r* instead of a strong *h*.

<i>Word</i>	<i>Interior of São Paulo Pronunciation</i>	<i>Standard Pronunciation</i>	<i>Meaning</i>
interior	een-teh-ree-or	een-teh-ree-oh	<i>inland</i>
porta	por-tah	poh-tah	<i>door</i>

Northeastern Brazil

In this part of the country, which includes the big cities of **Natal** and **Fortaleza**, most people (**Bahia** state is an exception) say a hard *d* for **d** instead of *j* as in *jelly*. And their **t** is similar to a snappy English *t* instead of the *ch* sound made in the rest of Brazil.

<i>Word</i>	<i>Northeastern Pronunciation</i>	<i>Standard Pronunciation</i>	<i>Meaning</i>
bom dia	boh-oong dee-ah	boh-oong jee-ah	<i>good morning</i>
forte	foh-tee	foh-chee	<i>strong</i>

Rio Grande do Sul

Gaúchos (gah-oooh-shohz), people from **Rio Grande do Sul** state, are known for talking in a sing-song voice that goes up and down a lot. These people live near the borders of Argentina and Uruguay, so their accents sound more Spanish than Brazilian.

Recognizing the Sound of Portugal's Portuguese

The Portuguese tend to use the *sh* sound for the letter **s**, as people from **Rio** do. European Portuguese speakers also often drop the *e* from the end of words; **especialmente** (*especially*) becomes eh-*speh*-see-ah-oo*h-ment* in Portugal. In Brazil you hear eh-*speh*-see-ah-oo*h-men-chee*.

Slang is different in Portugal, too. For example, the Portuguese say **fixe** (feesh) instead of **legal** (lay-gow) to say *cool*, as in *That's cool, dude*. See [Chapter 19](#) for more Portuguese slang.



Fun & Games

Try to match these Portuguese letters with the sound they generally make in English.

- | | |
|--------------|---------------|
| 1. a. | a. <i>s</i> |
| 2. u | b. <i>ch</i> |
| 3. t | c. <i>ooh</i> |
| 4. ç | d. <i>v</i> |
| 5. w | e. <i>ah</i> |

See [Appendix D](#) for the answer key.



Chapter 2

The Nitty-Gritty: Basic Portuguese Grammar

In This Chapter

- ▶ Using nouns, adjectives, articles, and pronouns
- ▶ Understanding verbs in their various forms
- ▶ Checking out Portuguese contractions
- ▶ Talking about what happens to you and me

Ick. Grammar. Remember that word from high school? Most people teach grammar as if words were complicated math symbols to be arranged just so. I think learning a language should be more about exploring fun cultural stuff. So I'm putting my foot down. In this chapter, grammar isn't presented as a set of rules to memorize. Instead, I describe Portuguese sentence-building by showing you how to assemble your ideas in everyday situations. (If you're disappointed about this because you really want to do some math, maybe you can get your fix in [Chapter 4](#), where I show you how to say numbers in Portuguese.)

Figuring out how to categorize types of words and knowing where they go in a sentence is like putting together a puzzle. And here's some good news: Portuguese and English use the same pieces! When I say *pieces*, I'm talking about categories of words that are used to construct sentences — parts of speech. Don't worry if you don't know what that means, we'll do a little review!

Agreeing with Nouns and Adjectives

Just like in English, nouns in Portuguese are a main feature of speech — the most important pieces of the puzzle. They're used to name people, places, and things, such as **casa** (*kah-zah*) (*house*), **amigo** (*ah-mee-goo*) (*friend*), **Maria** (*mah-ree-ah*), (*the name of a woman*), **caneta** (*kah-neh-tah*) (*pen*), and **Brasil** (*brah-zee-oo*) (*Brazil*).

Portuguese nouns come in two types: masculine and feminine. Masculine nouns usually end in **-o**, and feminine nouns usually end in **-a**. If a noun ends in a different letter, you can look up the word's gender in a Portuguese-English dictionary. To an English speaker, assigning a gender to a door, a key, a chair, and other things may seem unfamiliar; but many non-English languages include this gender coding.

The gender of a noun is important because related adjectives need to match the noun they're describing. In other words, every time you describe a noun with an adjective in Portuguese — such as **bonita** (*boo-nee-tah*) (*pretty*) or **simpático** (*seem-pah-chee-koo*) (*nice*) — you change the last letter of the adjective to make it either masculine or feminine, depending on what or who you're describing. Like nouns, masculine adjectives normally end in **-o**, and feminine adjectives end in **-a**.



In Portuguese, the adjective normally comes *after* the noun. This word order is opposite of the English construction, where you first say the adjective and then the noun (*red dress*, for example, or *beautiful sunset*). The noun-adjective switcharoo is one of the few differences in word order between Portuguese and

So here's how nouns and adjectives get paired off in Portuguese. In the first two examples, notice that the ending of **lindo** (*leen-doo*) (*good-looking*) changes, depending on the gender of the noun it follows. In the other examples, see how the adjective (the second word) changes its ending to match the ending of the noun before it:

- ✓ **homem lindo** (*oh-mang leen-doo*) (*good-looking/handsome man*)
- ✓ **mulher linda** (*mool-yeh leen-dah*) (*good-looking/beautiful woman*)
- ✓ **quarto limpo** (*kwah-too leem-poo*) (*clean room*)
- ✓ **casa suja** (*kah-zah soo-zhah*) (*dirty house*)
- ✓ **comida gostosa** (*koh-mee-dah goh-stoh-zah*) (*delicious food*)

Some adjectives are neutral and stay the same for both masculine and feminine nouns. These adjectives often end in **-e** rather than **-o** or **-a**. Adjectives in this group include **grande** (*grahn-jee*) (*big*) and **inteligente** (*een-teh-lee-zhang-chee*) (*intelligent*):

Ela é muito inteligente. (*eh-lah eh moh-ee-toh een-teh-lee-zhang-chee.*) (*She is very intelligent.*)

Ele é muito inteligente. (*eh-lee eh moh-ee-toh een-teh-lee-zhang-chee.*) (*He is very intelligent.*)

If a noun is plural, just add an **-s** to the end of the noun (just as you do in English) and add an **-s** to the end of the adjective too: **cachorros pequenos** (*kah-shoh-hooz peh-keh-nooz*) (*small dogs*).

Looking at Articles

As with Portuguese nouns and adjectives, the gender game is also at play when it comes to articles — words like *the*, *a*, *an*, and *some*. Now's the time to *ooh* and *ah* over grammar; **o** (ooh) means *the* for masculine nouns, and **a** (ah) means *the* for feminine nouns.

In the following phrases, see how the first and last letters match:

- ✓ **o homem lindo** (ooh oh-mang leen-doo) (*the handsome man*)
- ✓ **a mulher linda** (ah mool-yeh leen-dah) (*the beautiful woman*)
- ✓ **o quarto limpo** (ooh kwah-too leem-poo) (*the clean room*)
- ✓ **a casa suja** (ah kah-zah soo-zhah) (*the dirty house*)



Brazilians use the word *the* in front of nouns much more often than people do in English. Whereas you say *Books are fun*, they say **Os livros são divertidos** (oohz leev-rooz sah-ooh jee-veh-chee-dooz) (Literally: *The books are fun*). *Brazil is big* in Portuguese is **O Brasil é grande** (ooh brah-zee-ooh eh grahn-jee) (Literally: *The Brazil is big*).

If a noun is plural and masculine, use **os** (ooz); use **as** (ahz) if the noun is plural and feminine:

- ✓ **os barcos grandes** (ooz bah-kooz grahn-jeez) (*the big boats*)
- ✓ **as flores amarelas** (ahz floh-reez ah-mah-reh-lahz) (*the yellow flowers*)

To say *a*, as in *a hat* or *a table*, say **um** (oong) for masculine nouns and **uma** (ooh-mah) for feminine nouns:

- ✓ **um banheiro** (oong bahn-yay-roh) (*a bathroom*)
- ✓ **um livro** (oong leev-roh) (*a book*)
- ✓ **uma mesa** (ooh-mah weh-zah) (*a table*)

✓ **uma pessoa** (*ooh-mah peh-soh-ah*) (*a person*)

To say *some*, use **uns** (*oonz*) if the noun's masculine or **umas** (*ooh-mahz*) if it's feminine:

✓ **uns sapatos** (*oonz sah-pah-too-z*) (*some shoes*)

✓ **umas garotas** (*ooh-mahz gah-roh-tahz*) (*some girls*)

✓ **umas praias** (*ooh-mahz prah-ee-ahz*) (*some beaches*)



When you make the plural of a word ending in **-m**, such as **um**, the **m** always changes to an **n**: **Um homem** (*oong oh-mang*) (*a man*) becomes **uns homens** (*oonz oh-mangz*) (*some men*).

Introducing Pronouns

You use pronouns to refer to people when you don't say their names. Here's the way Brazilians do it:

✓ **eu** (*eh-oo*) (*I*)

✓ **ocê** (*voh-seh*) (*you* — singular)

✓ **ele** (*eh-lee*) (*he/him*)

✓ **ela** (*eh-lah*) (*she/her*)

✓ **nós** (*nohz*) (*we/us*)

✓ **eles** (*eh-leez*) (*they/them* — all males or males and females)

✓ **elas** (*eh-lahz*) (*they/them* — all females)

✓ **ocês** (*voh-sehz*) (*you* — plural)

Brazilians don't have an equivalent of the English word *it*. Because things are either masculine or feminine in Portuguese, Brazilians refer generally to this type of noun as **ele/ela/eles/elas**. You don't hear this too often, because Brazilians tend to use the name of what they're talking about. But **a mala** (ah mah-lah) (*the suitcase*) can become **ela** (Literally: *she*) if both speakers understand the context. **Eu perdi ela** (eh-oooh peh-jee eh-ah) (*I lost it*) can mean *I lost the suitcase*.



If you're talking to a person who's a lot older than you or to an important person, like your boss or a politician, instead of using **você**, use **o senhor** (oooh seen-yoh) (Literally: *the gentleman*) or **a senhora** (ah seen-yoh-rah) (Literally: *the lady*) to show respect.

Here are some sentences using pronouns:

Eu falo português. (eh-oooh fah-loh poh-too-gez.) (*I speak Portuguese.*)

Você escreve. (voh-seh ehs-kreh-vee.) (*You write.*)

A senhora é brasileira? (ah seen-yoh-rah eh brah-zee-lay-rah?)
(*Are you Brazilian? — to an older woman*)

Examining Verbs and Building Simple Sentences

To really make a sentence come alive, you need verbs. Along with nouns, verbs make up the main parts of a sentence. Verbs can link describing words to what they describe. The most basic linking-verb words in Portuguese are **é** (eh) (*is*) and **são** (sah-oooh) (*are*).

The following sentences simply use nouns, verbs, and adjectives in the same order you'd use them in English:

A casa é bonita. (ah kah-zah eh boo-nee-tah.) (*The house is pretty.*)

O amigo é simpático. (ooh ah-mee-goo eh seem-pah-chee-koo.) (*The friend is nice.*)

As rosas são vermelhas. (ahz hoh-zahz sah-oooh veh-mel-yahz.) (*The roses are red.*)

All you need to create a sentence are a noun and a verb. When the person, place, or thing is doing something, a verb signals the action. Action verbs include **estuda** (eh-stoo-dah) (*studies*), **vai** (vah-ee) (*goes*), and **canta** (kahn-tah) (*sings*). Here are some complete sentences:

Os amigos falam. (oohz ah-mee-gooz fah-lah-oooh.) (*The friends talk.*)

O gato dorme. (ooh gah-too doh-mee.) (*The cat sleeps.*)

A mãe cozinha. (ah mah-ee koh-zeen-yah.) (*The mom cooks.*)

When you want to ask a question in Portuguese, you don't have to change the order of the words. Just say the same thing, but raise the pitch of your voice at the end of the sentence, as you do in English.

A casa é bonita? (ah kah-zah eh boo-nee-tah?) (*Is the house pretty?*)

As rosas são vermelhas? (ahz hoh-zahz sah-oooh veh-mel-yahz?) (*Are roses red?*)

The verb can change a bit depending on who's doing the action. The next section tells you how to know which verb form to use.

Delving into Verb Conjugations

Conjugation is basically a matter of matching a verb to a subject. Portuguese verbs basically come in three varieties: they end in **-ar**, **-er**, or **-ir**. The **-ar** ending is your best friend; with a few exceptions, **-ar** verbs tend to be conjugated the same way, all the time. The **-ir** and **-er** verbs can be a little trickier. General rules for their conjugation exist, but not all verbs ending in **-ir** or **-er** follow the rules. [Appendix B](#) lists verb conjugations, including some of the rule-breakers.

To conjugate a verb, just snip off the ending (**-ar**, **-er**, or **-ir**) and add a new one, depending on who's doing the action. The following sections explain which endings to use.



If the noun is not a person but rather a thing or place, first check out whether it's singular or plural. If it's singular, use the **ele/ela** conjugation; if it's plural, use the **eles/elas** conjugation.

Sometimes, you don't have to conjugate the verb at all. This often happens when you'd use an *-ing* ending in English:

Dançar é divertido. (*dahn-sah eh jee-veh-chee-doo.*) (*Dancing is fun.*)

Falar português não é difícil. (*fah-lah poh-too-gez nah-oooh eh jee-fee-see-oooh.*) (*Speaking Portuguese is not hard.*)

Using the *-ar* verbs

To use a verb that ends in **-ar**, replace the **-ar** with one of the new verb endings: **-o**, **-a**, **-amos**, or **-am**; the correct ending depends on the subject of the sentence. [Table 2-1](#) shows you how the endings match up with the pronouns www.Ebook777.com

Table 2-1 Verb Endings to Use with -ar Verbs

<i>English Pronoun</i>	<i>Portuguese Pronoun</i>	<i>Verb Ending</i>
<i>I</i>	eu	-o
<i>you</i>	você	-a
<i>he/she</i>	ele/ela	-a
<i>we</i>	nós	-amos
<i>they</i>	eles/elas	-am
<i>you (plural)</i>	vocês	-am

Take, for example, the verb **falar** (fah-lah) (*to talk/speak*). First remove the **-ar** ending. You now have **fal**, which is the *root* or *stem* of the word. Now just add the proper verb endings.

Conjugation

Pronunciation

eu falo

eh-oooh fah-loo

você fala

voh-seh fah-lah

ele/ela fala

eh-lee/eh-lah fah-lah

nós falamos

nohz fah-lah-mooz

eles/elas falam

eh-leez/eh-lahz fah-lah-oooh

vocês falam

voh-sehz fah-lah-oooh

Now consider the **-ar** verbs **adorar** (ah-doh-rah) (*to love [something]*), **fechar** (feh-shah) (*to close*), and **começar** (koh-meh-sah) (*to begin*). Some of the nouns in the following examples are not people, but they're all singular like the English word *it*, so you use the **ele/ela** conjugation:

Eu adoro viajar. (eh-oooh ah-doh-roo vee-ah-zhah.) (*I love to travel.*)

A loja fecha cedo hoje. (ah loh-zhah feh-shah seh-doo oh-zhee.) (*The store closes early today.*)

O concerto começa agora. (ooñ kohn-seh-too koh-meh-sah ah-goh-rah.) (*The concert begins now.*)

Talkin' the Talk



Vitor (vee-toh) and **Danilo** (dah-nee-loo) have just met at the gym. The two guys chat about the physical activities they like to do besides lifting weights. (Track 3)

Danilo:

Que tipo de esporte você gosta?

kee chee-poh jee eh-spoh-chee voh-seh goh-stah?

What type of sport do you like?

Vitor:

Eu caminho muito.

eh-ooñ kah-meen-yoh moh-ee-toh.

I walk a lot.

Danilo:

Você não joga futebol?

voh-seh nah-ooñ zhoh-gah foo-chee-bah-ooñ?

You don't play soccer?

Vitor:

Só às vezes.

soh ahz veh-zeez.

Only sometimes.

Words to Know

que	kee	what
tipo	<u>chee</u> -poo	type
esporte	eh- <u>spoh</u> -chee	sport
gosta	<u>goh</u> -stah	you like
caminho	kah- <u>ming</u> -yoh	I walk
muito	moh- <u>ee</u> -toh	a lot
e	ee	and
não	<u>nah</u> -ooh	no/not
joga	<u>zhoh</u> -gah	play
futebol	foo-chee- <u>bah</u> -ooh	soccer
só	soh	only
às vezes	ahz <u>veh</u> -zeez	sometimes

Using the -er and -ir verbs

Conjugating regular **-er** and **-ir** verbs isn't difficult. For most **-er** and **-ir** verbs, just replace the **-er** or **-ir** with **-o**, **-e**, **-emos/-imos**, or **-em**.

[Table 2-2](#) shows you which endings to use.

Table 2-2 Verb Endings to Use with Regular -er and -ir Verbs

English Pronoun	Portuguese Pronoun	Verb Ending
www.Ebook777.com		

<i>I</i>	eu	-o
<i>you</i>	você	-e
<i>he/she</i>	ele/ela	-e
<i>we</i>	nós	-emos (for -er verbs), -imos (for -ir verbs)
<i>they</i>	eles/elas	-em
<i>you (plural)</i>	vocês	-em

A simple **-er** verb you can practice is **comer** (koh-meh) (*to eat*). Remove the **-er** ending and add the new endings to the stem.

<i>Conjugation</i>	<i>Pronunciation</i>
eu como	eh-oooh koh-moo
você come	voh-seh koh-mee
ele/ela come	eh-lee/eh-lah koh-mee
nós comemos	nohz koh-meh-mooz
eles/elas comem	eh-leez/eh-lahz koh-mang
vocês comem	voh-sehz koh-mang

Many **-er** and **-ir** verbs have special endings. With verbs that end in **-zer**, for example, like **fazer** (fah-zeh) (*to do*) and **trazer** (trah-zeh) (*to bring*), you remove **-zer** to get the stem; the verbs then take the following endings: **-ço/-go**, **-z**, **-z**, **-zemos**, and **-zem**. The last two endings are similar to the **-er** verb endings (for *we* and *they*).

Here are some examples, using the *I* and *you* forms:

Eu faço muitas coisas. (eh-oooh fah-soo moh-ee-tahz koy-zahz.) (*I do many things.*)

Você traz um presente. (voh-seh trah-eez oong preh-zang-chee.) (*You bring a present.*)

Making Contractions: It's a Cinch!

When you make contractions in English — such as *can't* and *don't* — you use an apostrophe to show that a letter is missing. Brazilians, too, combine words to make them shorter or easier to pronounce, but Portuguese doesn't use apostrophes. This section helps you recognize Portuguese contractions and tells you what they mean.

Take a look at what happens in Portuguese when you combine **em** and **o**. These examples are for singular, masculine nouns. **Em** (ang) means *in/on*, and **o** (oh) means *the*. But **em o** (*in the*) doesn't exist in Portuguese, because Brazilians use the contraction **no** (noo):

- ✓ **no banheiro** (noo bahn-yay-roh) (*in the bathroom*)
- ✓ **no quarto** (noo kwah-too) (*in the room*)
- ✓ **no telhado** (noo tel-yah-doo) (*on the roof*)

Take a look at what happens with feminine and plural nouns. Instead of **no**, you now have **na** (feminine and singular), **nos** (masculine and plural), and **nas** (feminine and plural):

- ✓ **na mesa** (nah meh-zah) (*on the table*)
- ✓ **na cozinha** (nah koh-zeen-yah) (*in the kitchen*)
- ✓ **na rua** (nah hoo-ah) (*on the street*)
- ✓ **nos livros** (nooz leev-rooz) (*in books*)
- ✓ **nas praias** (nahz prah-ee-ahz) (*on beaches*)

Contractions with **o** also happen with **de** (deh) (*of*) and **por** (poh) (*through/on/around*). For example, when you want to say *of the*, you combine **de** and **o** to form **do/da/dos/das**. To say *through/on/around*



If you're confused about which form to use, just remember that **o** goes with masculine nouns, **a** goes with feminine, and **s** makes words plural.

Here are some examples:

- ✓ **do computador** (doo kom-poo-tah-doh) (*of the computer*)
- ✓ **dos pais** (dooz pah-eez) (*of the parents*)
- ✓ **das professoras** (dahz proh-feh-soh-rahz) (*of the teachers*)
- ✓ **pelo telefone** (peh-loo teh-leh-foh-nee) (*on the phone*)
- ✓ **pelas ruas** (peh-lahz hoo-ahz) (*through the streets*)

Brazilians also use contractions specifically to say *of him*, *of her*, or *of them*. (See [Chapter 6](#) for more on how to use contractions with possessive terms, including *his*, *her*, or *their*.)

- ✓ **dela** (deh-lah) (*of her*)
- ✓ **dele** (deh-lee) (*of him*)
- ✓ **delas** (deh-lahz) (*of them* — females)
- ✓ **deles** (deh-leez) (*of them* — males or males and females)

Here are some examples of sentences using contractions:

Gosto de viajar pelo mundo. (goh-stoo jee vee-ah-zhah peh-loo moon-doh.) (*I like to travel around the world.*)

Ele mora no Brasil. (eh-lee moh-rah noo brah-zee-oo.) (*He lives in Brazil.*)

Nos Estados Unidos, há cinquenta estados. (nooz eh-stah-dooz

Free ebooks ==> www.Ebook777.com
ooh-nee-dooz, ah sing-kwen-tah eh-stah-dooz.) (*In the United States, there are 50 states.*)

As chaves estão em cima da mesa. (ahz shah-veez eh-stah-oooh ang see-mah dah meh-zah.) (*The keys are on the table.*)

To Me, to You: Indirect Objects

One of my favorite aspects of Portuguese grammar is *me* and *you* being on the receiving end. In grammar books, these words are called *indirect objects*; the words *me* and *you* are in the sentence, but they're not the ones doing the action.

Te (teh) means *you*, and **me** (meh) means *me* (that one's easy to remember). Put these indirect objects right before the verb. Take a look at some examples:

Eu te dou dinheiro. (eh-oooh chee doh jing-yay-roh.) (*I give you money.*)

Me diga o seu nome. (mee jee-gah ooh seh-oooh noh-mee.) (*Tell me your name.*)

In the first sentence, **eu** is the subject. In the second sentence, the subject isn't even stated. You can tell that the verb **diga** is in the **você/ele/ela** form. If someone looks at you and says **Me diga o seu nome**, it's no mystery that he's asking *you*, not *him* or *her* or some other person. Brazilians leave out the subject of the sentence sometimes when it's obvious who they're talking about. Just like in English, you can drop the *you* at the beginning of a sentence when you're asking or telling someone to do something.



Brazilians love to use the formula **me** plus a verb:

Me faz um recibo, por favor? (mee *fah-eez* oong *heh-see-boo*,
poh *fah-voh*?) (*Can you write a receipt for me, please?*)

Me traz água, por favor. (mee *trah-eez ah-gwah*, poh *fah-voh*.)
(*Bring me water, please.*)

Me explica isso. (mee *eh-splee-kah ee-sooh*.) (*Explain that to me.*)

Me leva até à rodoviária? (mee *leh-vah ah-teh ah hoh-doh-*
vee-ah-ree-ah?) (*Can you take me to the bus station?*)

Me dá o seu passaporte, por favor. (mee *dah ooh seh-oooh pah-*
sah-poh-chee, poh *fah-voh*.) (*Give me your passport, please.*)



Fun & Games

Carolina (kah-roh-lee-nah) and **Maurício** (mah-oooh-ree-see-oh) are husband and wife. Match each adjective given below with him or her. Keep in mind that some adjectives can be used with both of them.

1. **inteligente**
2. **simpático**
3. **tranquila**
4. **linda**
5. **alto**
6. **jovem**
7. **médica**
8. **organizado**

Answers are in [Appendix D](#).



Chapter 3

Oi! Hello! Greetings and Introductions

In This Chapter

- ▶ Beginning a conversation
- ▶ Introducing yourself and friends
- ▶ Conversing in formal versus informal situations
- ▶ Understanding the verbs “to be” and “to speak”
- ▶ Parting ways

Saying *hello* and *goodbye* are the nuts and bolts of any **língua** (*ling-gwah*) (*language*). If you visit Brazil or meet a Brazilian friend or colleague, take the opportunity to **praticar** (*prah-chee-kah*) (*practice*) these basic **palavras** (*pah-lah-vrahz*) (*words*). Walking in and out of **lojas** (*loh-zhahz*) (*shops*), **restaurantes** (*heh-stah-oo-rahn-cheez*) (*restaurants*), and **hotéis** (*oh-tay-eez*) (*hotels*), you may hear **Tudo bom?** (*too-doh boh-oong?*) (*How are you?*) and **Tchau!** (*chah-oo!*) (*Bye!* — from the Italian word **ciao**, which also means *bye*).

After exchanging a greeting, the **próximo passo** (*proh-see-moh pah-soh*) (*next step*) is introducing yourself to people and introducing the people you’re with. You’ll want to tell people your **nome** (*noh-mee*) (*name*) and maybe even your **apelido** (*ah-peh-lee-doh*) (*nickname*).

Your **conversa** (*kohn-veh-sah*) (*conversation*) may then involve explaining what you do and even what kind of a person you are. You can use common description techniques to talk about someone else,

Free ebooks ==> www.Ebook777.com
too. For example, what is your **amigo** (ah-mee-goo) (*friend*) like **fisicamente** (fee-zee-kah-men-chee) (*physically*) — **alto** (ah-oooh-toh) (*tall*) or **baixo** (bah-ee-shoh) (*short*)? Is he **simpático** (seem-pah-chee-koo) (*nice*) or **tímido** (chee-mee-doh) (*shy*)?

Finally, you may want to talk about how you're doing or how someone else is doing in a particular **momento** (moh-men-toh) (*moment*). Are you **cansado** (kahn-sah-doo) (*tired*)? **Feliz** (feh-leees) (*happy*)? How about this one: Are you **pronto** (prohn-toh) (*ready*) to learn some basic Portuguese?

Saying Hello

Knowing how to say hello is the bare necessity of using any language. After you communicate a friendly greeting, the scene is set for social interaction — the fun part! What comes after the hello is unpredictable, and that's the beauty of **a vida** (ah vee-dah) (*life*).

Here are the most common ways of saying *hello* in Brazil:

✓ **Oi.** (oh-ee.) (*Hi.*)

✓ **Olá.** (oh-lah.) (*Hello.*)

If you're walking into a shop, restaurant, or hotel, it's more common to use *Good morning* or *Good afternoon* — just like in English:

✓ **Bom dia.** (boh-oong jee-ah.) (*Good morning.*)

✓ **Boa tarde.** (boh-ah tah-jee.) (*Good afternoon/Good evening.*)

✓ **Boa noite.** (boh-ah noh-ee-chee.) (*Good evening/Good night.*)



You may be wondering when to use each of these phrases. It's simple: Use **bom dia** until **meio dia** (*may-oh jee-ah*) (*noon*), and use **boa tarde** from noon until dark, usually about 6 or 7 p.m. In the early evening and night, use **boa noite**.

Another way of greeting someone is to ask, "How are you?" Check out the two ways of saying this:

✔ **Tudo bem?** (*too-doh bang?*) (*How are you? Literally: Everything well?*)

✔ **Tudo bom?** (*too-doh boh-oong?*) (*How are you? Literally: Everything good?*)

Here's how you answer:

✔ **Tudo bem.** (*too-doh bang.*) (*I'm good. Literally: Everything well.*)

✔ **Tudo bom.** (*too-doh boh-oong.*) (*I'm good. Literally: Everything good.*)



What's the difference between **Tudo bem** and **Tudo bom**, you ask? Here's the big answer: Nothing! They mean the same thing. If someone asks you, **Tudo bem?** you can answer either **Tudo bem!** or **Tudo bom!** Or try **Tudo ótimo!** (*too-doh ah-chee-moh!*) (*Everything is great!*). When responding, it's polite to ask the person how they're doing, too. Say, **E você?** (*eeh voh-she?*) (*And you?*).

People commonly combine some of these phrases, like **Olá, tudo bom?** (*oh-lah, too-doh boh-oong?*) (*Hello, how are you?*) or **Oi, tudo bem?** (*oh-ee, too-doh boh-oong?*) (*Hi, how are you?*).

Making Introductions

Introducing yourself is as easy as **torta de morango** (*toh-tah jee moh-rahng-goh*) (*strawberry pie*). Here are two different ways to do it:

- ✓ **Meu nome é . . .** (*meh-oooh noh-mee eh . . .*) (*My name is . . .*)
- ✓ **Eu sou . . .** (*eh-oooh soh . . .*) (*I'm . . .*)

To ask someone his or her name, say **Qual é seu nome?** (*kwah-oooh eh seh-oooh noh-mee?*) (*What's your name?*).

After someone asks you for your name, you can answer and then say **E o seu?** (*ee ooh seh-oooh?*) (*And yours?*).

If you want to **apresentar** (*ah-preh-zen-tah*) (*introduce*) a person who's with you, use one of the following phrases:

- ✓ **Este é . . .** (*es-chee eh . . .*) (*This is . . .* [name of man])
- ✓ **Esta é . . .** (*eh-stah eh . . .*) (*This is . . .* [name of woman])
- ✓ **Estes são . . .** (*es-jeez sah-oooh . . .*) (*These are . . .* [names of multiple people or men])
- ✓ **Estas são . . .** (*eh-stahz sah-oooh . . .*) (*These are . . .* [names of women])

Here are some common introductions:

- ✓ **Este é meu amigo.** (*es-chee eh meh-oooh ah-mee-goo.*) (*This is my friend.* [male])
- ✓ **Esta é minha amiga.** (*eh-stah eh ming-yah ah-mee-gah.*) (*This is my friend.* [female])
- ✓ **Estes são meus amigos.** (*es-cheez sah-oooh meh-ooz ah-mee-gooz.*)

(*These are my friends.* [group of all males or males and females])

✓ **Estas são minhas amigas.** (*eh-stahz sah-oooh ming-yahz ah-mee-gahz.*) (*These are my friends.* [group of all women])

Flip to [Chapter 6](#) to find out how to refer to specific family members — such as *mother*, *brother*, *cousin*, and *uncle* — in Portuguese.

Using First Names, Last Names, and Nicknames — Brazilian-Style

In Portuguese, *first names* are **nomes** (*noh-meez*) (Literally: *names*), and last names are **sobrenomes** (*soh-bree nah-meez*) (*surnames*).

When someone says **Qual é seu nome?** (*kwah-oooh eh seh-oooh noh-mee?*), she wants to know your first name. If she says **Qual é seu nome completo?** (*kwah-oooh eh seh-oooh noh-mee kohm-pleh-too?*) (*What's your full name? Literally: What's your complete name?*), then she's asking for both your **nome** and **sobrenome**.



Many Brazilians use two last names — one from their dad's family and one from their mom's. The longer the name, the more likely it is that the person is from a **família rica** (*fah-mee-lee-ah hee-kah*) (*rich family*) that enjoys preserving **tradição** (*trah-dee-sah-oooh*) (*tradition*).

If a person's name includes two last names, then the mom's last name goes before the dad's. Some people even use a first name, a middle name, and two last names. Check out this mouthful: **Henrique Alfredo Gonçalves de Almeida** (*ang hee-kee ah-oooh-freh-doh*)

Sometimes names come with a **de** (jee) (*of* [before a masculine name]) or **da** (*dah*) (*of* [before a feminine name]), as in **Vinicius de Moraes** (vee-nee-see-ooohz jee moh-rah-eez), one of the composers of the famous song “Girl from Ipanema.”

Do you know what the Brazilian version of *Smith* is? The most common last name in Brazil is **da Silva** (*dah see-oooh-vah*). In fact, there are way more **da Silvas** in Brazil than there are *Smiths* in English-speaking countries.



The former **presidente** (*preh-zee-dang-chee*) (*president*) of Brazil has a very unusual name. It's **Luiz Inácio Lula da Silva** (*loo-eez ee-nah-see-oh loo-lah dah see-oooh-vah*). He has two first names, but the third name, **Lula**, is an **apelido** (*ah-peh-lee-doh*) (*nickname*) for **Luiz**. It's like saying John Scott Johnny Smith. It's not common in the U.S. for a nickname to be part of a full name like this; but in Brazil, especially for the rich and famous, an **apelido** is often legally added to the full name for marketing reasons and to avoid lawsuits.

Brazilians have an obsession with **apelidos** (*ah-peh-lee-dooz*) (*nicknames*). President Lula has always been known in Brazil simply as “Lula.” The previous president, **Fernando Henrique Cardoso** (*feh-nahn-doh ang-hee-kee kah-doh-zoo*) was simply called **Fernando Henrique**. No one — not even on news shows — refers to these leaders as **Presidente da Silva** or **Presidente Cardoso**. If people want to be formal, they say **Presidente Lula** (*preh-zee-dang-chee loo-lah*), which is like saying *President Barack* when referring to President Barack Obama.

Only recently, I learned that the real name of Brazil's most famous

Free ebooks => www.Ebook777.com
soccer star of all time, **Pelé** (peh-leh) is actually **Edson Arantes do Nascimento** (eh-jee-soh-oong ah-rahn-cheez doo nah-see-men-toh). I learned that in the U.S., after I moved back after spending three years in Brazil! In Brazil I heard him referred to only as **Pelé** — never by his real name.

Brazilians also prefer to stick to **nomes** in general. I have friends who say they don't even know many of their friends' **sobrenomes**, even after knowing them for a long time.

Dividing the World between Formal and Informal

One way to think about people is to divide them into two categories: those you call Mr. or Mrs. and those you call by their first names.

Brazilians use the terms **Senhor** (seen-yoh) (*Mr.*) and **Senhora** (seen-yoh-rah) (*Mrs.*) pretty much just like you use *Mr.* and *Mrs.* in English. When you're talking to your elderly **vizinho** (vee-zeen-yoh) (*neighbor*), he's **Senhor** so-and-so. When a **casal** (kah-zah-oo) (*couple*) walks in to a real estate agency, for example, they're called **Senhor e Senhora** (seen-yoh ee seen-yoh-rah) (*Mr. and Mrs.*) so-and-so.

Brazilians often use **o/a** (ooh/ah) (*the*) before saying Mr. or Mrs. It's like saying "the Mr. Oliveira." Here are some examples:

o Senhor Wilfredo Oliveira (ooh seen-yoh veel-freh-doh oh-lee-vay-rah) (*Mr. Oliveira*)

o Senhor Luciano da Silva (ooh seen-yoh loo-see-ah-noh dah see-ooh-vah) (*Mr. da Silva*)

a **Senhora Mônica Tavares** (ah seen-yoh-rah moh-nee-kah tah-vah-reez) (*Mrs. Tavares*)

a **Senhora Fernanda Gimenes** (ah seen-yoh-rah feh-nahn-dah zhee-men-ez) (*Mrs. Gimenes*)



Another thing to note is that in Brazil, it's common for people in the service industry to use **Senhor** and **Senhora** for young people — even teenagers. There's the term **senhorita** (sen-yoh-ree-tah) (*Miss*), but it's very old-fashioned. And it's normal for people to say **Senhor David** or **Senhora Luciana** — using the first name instead of the last name.

I'm called **Senhora Karen** (seen-yoh-rah kahr-eeng), whether I'm at the **cabelereiro** (kah-beh-leh-ray-roh) (*hairdresser's*), talking to an **agente de viagens** (ah-jehn-chee jee vee-ah-jehnz) (*travel agent*), or at my favorite **padaria** (pah-dah-ree-ah) (*bakery*). At first I wondered whether people thought I was older than 30, but then I noticed the same treatment for teenagers. Whew — it was nice to know that the word **Senhora** wasn't a reflection of how old I looked!

Of course, when two people know each other reasonably well, the formal titles drop off and people just call each other by their first names.

Imagine you're talking to a hotel concierge. He treats you with respect because it's his job to serve you. He may ask you the following questions if you're a man:

O senhor mora aqui? (ooh seen-yoh moh-rah ah-kee?) (*Do you live here?*)

O senhor está cansado? (ooh seen-yoh eh-stah kahn-sah-doo?) (*Are you tired?*)

O senhor é brasileiro? (oooh seen-yoh eh brah-zee-lay-roh?) (*Are you Brazilian?*)

O senhor gosta do restaurante? (oooh seen-yoh goh-stah doo heh-stah-oo-rah-n-chee?) (*Do you like the restaurant?*)

And he may ask you these questions if you're a woman:

A senhora gosta de dançar? (ah seen-yoh-rah goh-stah jee dahn-sah?) (*Do you like to dance?*)

A senhora é americana? (ah seen-yoh-rah eh ah-meh-ree-kah-nah?) (*Are you American?*)

A senhora vai para a praia? (ah seen-yoh-rah vah-ee pah-rah ah prah-ee-ah?) (*Are you going to the beach?*)

A senhora está de férias? (ah seen-yoh-rah eh-stah jee feh-ree-ahz?) (*Are you on vacation?*)

Now imagine that the speaker who's asking you all these questions is your new neighbor — a Brazilian. All the **o senhores** and **a senhoras** become **você** (voh-seh) (*you* [informal]). **Você** is what you call people when it's appropriate to be casual. The neighbor might ask you, **Você gosta do bairro?** (voh-seh goh-stah doo bah-ee-hoh?) (*Do you like the neighborhood?*)



If you vacation in Brazil, many people you come into contact with will be people in the tourism industry who will call you **o Senhor** or **a Senhora**. For practical purposes, the only time you should really try to **lembrar** (lehm-brah) (*remember*) to use **o Senhor** or **a Senhora** is if you meet **um idoso** (oong ee-doh-zoo) (*an elderly person*). It's nice to show respect.



Tatiana (*tah-chee-ah-nah*) is deep in the Amazon, getting settled at her jungle lodge. She's meeting her tour guide, **Lucas** (*loo-kahs*), for the first time. He's a young guy from the area. Notice how **Tatiana** calls **Lucas** **você** and he calls her **Senhora**. **Caipirinha** (*kah-ee-pee-ring-yah*), by the way, is Brazil's national drink; it's made from sugarcane liquor, lime, and sugar. (Track 4)

Tatiana:

Olá, você é o guia?

oh-lah, voh-seh eh ooh gee-ah?

Hello, are you the guide?

Lucas:

Olá. Sim, sou.

oh-lah. sing, soh.

Hello. Yes, I am.

Tatiana:

Qual é seu nome?

kwah-oooh eh seh-oooh noh-mee?

What's your name?

Lucas:

Lucas. E o nome da Senhora?

loo-kahs. ee ooh noh-mee dah seen-yoh-rah?

Lucas. And your name?

Tatiana:

Tatiana.

tah-chee-ah-nah.

Tatiana.

Lucas:

A senhora é de onde?

ah seen-yoh-rah eh jee ohn-jee?

Where are you from?

Tatiana:

Sou do Rio. E você, é daqui?

soh doo hee-oooh. ee voh-seh, eh dah-kee?

I'm from Rio. And you, are you from here?

Sim, sou. A senhora quer uma caipirinha?

sing, *soh*. ah seen-yoh-rah keh ooh-mah kah-ee-pee-ring-yah?

Yes, I am. Would you like a caipirinha?

Tatiana:

Eu quero! Obrigada!

eh-oooh keh-roo! oh-bree-gah-dah!

Yes! (Literally: I want!) Thanks!

Words to Know

guia	<u>gee</u> -ah	guide
daqui	dah- <u>kee</u>	from here
quer	keh	want
uma caipirinha	<u>ooh</u> -mah kah-ee-pee- <u>ring</u> -yah	a caipirinha (Brazilian national drink)

Describing Permanent Qualities: *Ser*

The verb **ser** (*sehr*) (*to be*) is the way to describe what someone or something is like. Use this verb when you want to communicate the equivalent of *is* or *are* in Portuguese.

Brazilians use **ser** for permanent qualities of a thing or person. I'm talking about qualities of places and people that don't change much: *New York is an island. New York is a big city. New York is pretty. She*

is married. He is from New York. He is rich and nice. The verb **estar** (eh-stahr) (*to be*) is also used to mean *is* and *are*, but only in situations where the quality being described is temporary, such as being sleepy. I cover the ins and outs of **estar** in the section “[Describing Temporary Qualities: Estar](#)” later in this chapter.

Say you’re talking about your friend Ana, who has a rich husband. When you’re thinking about whether to use **ser** or **estar** to say the husband *is* rich, don’t worry yourself over questions like *What if Ana’s husband goes bankrupt tomorrow?* or *What if Ana gets divorced tomorrow?* Use the decade rule: If the quality you’re talking about seems like it will last another ten years, then use **ser**.

If you make a mistake, don’t sweat it. That’s how you learn. Plus, Brazilians are nice. They won’t laugh at you.

Using an example

To clarify how to use the verb **ser**, I’m going to use the **exemplo** (eh-zem-ploh) (*example*) of **Gisele Bündchen** (zhee-zeh-lee boon-chang), Brazil’s most famous fashion **modelo** (moh-deh-loh) (*model*) — and perhaps the best-paid supermodel in the world **hoje** (oh-zhee) (*today*). If you don’t know what she looks like, do an online search for her name and then come back to this text.

Did you do it? Okay. What are **Gisele’s** permanent qualities? These are qualities about her that last for **um longo período** (oong lohn-goo peh-ree-oooh-doh) (*a long time*) — at least a decade or so. When talking about these qualities, use the verb **ser**. When conjugated for *she*, the verb **ser** is **é** (eh).

Ela é (eh-lah eh) (*She is*)

✔ **alta** (ah-oooh-tah) (*tall*)

✔ **bonita** (boo-nee-tah) (*pretty*)

✓ **loira** (*loy-rah*) (*blonde*)

✓ **uma modelo** (*ooh-mah moh-deh-loh*) (*a model*)

✓ **rica** (*hee-kah*) (*rich*)

✓ **do Rio Grande do Sul** (*doo hee-ooh grahn-jee doo soo*) (*from Rio Grande do Sul state*)

I talked about what she looks like (physical characteristics), what her profession is, and where she's from. These are a few things that probably won't **mudar** (*moo-dah*) (*change*) about **Gisele** for another **dez anos** (*dez ah-nohz*) (*ten years*). She certainly won't get **baixa ou feia** (*bah-ee-shah ooh fay-ah*) (*short or ugly*) any time **logo** (*loh-goo*) (*soon*).

The verb **ser** is the one most often used in Portuguese. It's an irregular verb (look at [Chapter 2](#) for a quick lesson on verbs), but it's the easiest irregular verb there is in Portuguese. Check it out in the following table.

<i>Conjugation</i>	<i>Pronunciation</i>
eu sou	<i>eh-ooh soh</i>
você é	<i>voh-seh eh</i>
ele/ela é	<i>eh-lee/eh-lah eh</i>
nós somos	<i>nohz soh-mooz</i>
eles/elas são	<i>eh-leez/eh-lahz sah-ooh</i>
vocês são	<i>voh-sehz sah-ooh</i>

Warming up to ser

Entendeu? (*en-ten-deh-ooh?*) (*Did you get it?*). **Ser** is just the plain old *is* and *are* and *am*. How basic is that?

Now that you know the verb **ser**, you can say a ton of things:

Eu sou homem. (*eh-oooh soh oh-mang.*) (*I am a man.*)

Eu sou da Califórnia. (*eh-oooh soh dah kah-lee-foh-nee-ah.*) (*I am from California.*)

Ele é muito alto. (*eh-lee eh moo-ee-toh ah-oooh-toh.*) (*He is very tall.*)

Nós somos amigos. (*nohz soh-mooz ah-mee-gooz.*) (*We are friends.*)

Elas são simpáticas. (*eh-lahz sah-oooh seem-pah-chee-kahz.*) (*Those women are nice.*)

Ela é jovem. (*eh-lah eh zhoh-vang.*) (*She is young.*)

Nós somos da Austrália. (*nohz soh-mooz dah ah-oooh-strah-lee-ah.*) (*We are from Australia.*)

Eles são inteligentes. (*eh-leez sah-oooh een-teh-lee-zhang-cheez.*) (*They are smart.*)



Gente boa is a very common phrase in Brazil. It's used to describe people who are laid-back and down-to-earth. It literally means *good people*, but you can use it to describe one person or a group of people. Here are a couple phrases you can use to win Brazilian friends:

Você é gente boa. (*voh-seh eh zhang-chee boh-ah.*) (*You're a really cool person.*)

Os seus amigos são muito gente boa. (*oozh say-oozh ah-mee-gooz sah-oooh moo-ee-toh zhang-chee boh-ah.*) (*Your friends are really great.*)

As you can see, **ser** goes perfectly with descriptions of things and people. Take a look at [Table 3-1](#) to check out some basic adjectives

Free ebooks => www.Ebook777.com
you can use with **ser**. These words are sure to come in handy.

Table 3-1 Adjectives Describing Permanent States

<i>Adjective</i>	<i>Pronunciation</i>	<i>Translation</i>
alto	<i>ah-oooh-toh</i>	<i>tall</i>
baixo	<i>bah-ee-shoh</i>	<i>short</i> (height)
caro	<i>kah-roh</i>	<i>expensive</i>
barato	<i>bah-rah-toh</i>	<i>cheap</i>
bom	<i>boh-oong</i>	<i>good</i>
mau	<i>mah-oooh</i>	<i>bad</i>
curto	<i>koooh-toh</i>	<i>short</i> (length)
comprido	<i>koom-rdee-doh</i>	<i>long</i>
pequeno	<i>peh-keh-noh</i>	<i>small</i>
grande	<i>grahn-jee</i>	<i>big</i>
fácil	<i>fah-see-oooh</i>	<i>easy</i>
difícil	<i>jee-fee-see-oooh</i>	<i>difficult</i>
divertido	<i>jee-veh-chee-doo</i>	<i>fun</i>
chato	<i>shah-toh</i>	<i>boring/annoying</i>
gordo	<i>goh-doh</i>	<i>fat</i>
magro	<i>mah-groh</i>	<i>thin</i>
jovem	<i>zhoh-vang</i>	<i>young</i>
velho	<i>vehl-yoh</i>	<i>old</i>

Talkin' the Talk



You're at a charming cafe in the old part of Rio and overhear the following conversation between **Marco** (*mah-koh*) and **Ana** (*ah-nah*). Note all the uses of **ser** to describe New York. (Track 5)

Marco:

E como é Nova Iorque?

ee koh-moh eh noh-yah yoh-lee?

Ana:

É muito grande. Também é muito bonita.

eh moh-ee toh *grahn-jee*. tahm-bang eh moh-ee-toh boo-nee-tah.

It's really big. It's also really pretty.

Marco:

É uma ilha, né?

eh ooh-mah *eel-yah*, neh?

It's an island, right?

Ana:

Manhattan é uma ilha.

Mahn-hah-tahn eh ooh-mah *eel-yah*.

Manhattan is an island.

Marco:

E foi lá para visitar a sua irmã, né?

ee foh-ee lah pah-rah vee-see-tah ah soo-ah ee-mah, neh?

And you went to visit your sister, right?

Ana:

É. Ela é muito legal.

eh. eh-lah eh moh-ee-toh lay-gow.

Yeah. She's really cool.

Marco:

Ela é casada?

eh-lah eh kah-zah-dah?

Is she married?

Ana:

É. O marido dela é de Nova Iorque.

eh. ooh mah-ree-doh deh-lah eh jee noh-vah yoh-kee.

Yeah. Her husband is from New York.

Marco:

Como ele é?

koh-moh eh-lee eh?

What is he like?

Ana:

É rico e simpático!

eh hee-koo ee seem-pah-chee-koh!

He's rich and nice!

Words to Know

Como é...?	koh-moh <u>eh</u> ...?	What is... like?
Nova Iorque	noh-vah <u>yoh</u> -kee	New York
muito	moh- <u>ee</u> -toh	really/very
grande	<u>grahn</u> -jee	big
também	tahm- <u>bang</u>	too/also
ilha	<u>eel</u> -yah	island
foi	<u>foh</u> -ee	you went
para	<u>pah</u> -rah	in order to
visitar	vee-zee- <u>tah</u>	to visit
irmã	ee- <u>mah</u>	sister
legal	lay- <u>gow</u>	cool
casada	kah- <u>zah</u> -dah	married
marido	mah- <u>ree</u> -doh	husband



If you want to sound a little more casual when speaking Portuguese, use **né** at the end of a sentence to mean *Right?* **Né** is the contraction of **não é** (*nah-oooh eh*) (Literally: *isn't it*), though Brazilians also use **não é** in place of **né**. Also, use **É** at the beginning of a sentence to affirm a question someone just asked you. These words aren't necessary for you to learn, but they're fun, and Brazilians use them all the time!

Describing Temporary Qualities:

Estar

Use the verb **estar** (eh-*stahr*) (*to be*) to describe the temporary qualities of a thing or person. Is the state of the person or thing likely to change in a few minutes? In a few days or weeks? In a few years? If so, then use **estar**. In terms of people, **estar** is used most often to describe mood or physical state or physical location.

Estar enables you to convey that you're **nervoso** (neh-*voh-zoo*) (*nervous*) about something, you're **doente** (doh-*en-chee*) (*sick*), or you're at the **banco** (bahn-*koh*) (*bank*) — right now. Tomorrow you may be *happy, well, and at work*. If you use **ser** with these adjectives, you're saying that you'll be *nervous* or *sick* or *at the bank* for many years. Hopefully that isn't the case!

But don't worry too much about this. If you mix up the verbs, Brazilians will still understand what you're saying.

Using an example

Consider the model **Gisele Bündchen** (zhee-*zeh-lee boon-chang*). To describe some of her *temporary qualities*, use the verb **estar**. If it helps, you can think about temporary qualities as someone's *state of being*, which often changes from minute to minute or from one day to the next.

When conjugated for *she*, the verb **estar** is **está** (eh-*stah*).

Imagine **Gisele** is on a photo shoot and having a bad day. **Ela está** (eh-*lah eh-stah*) (*She is*)

✔ **com fome** (kong *foh-mee*) (*hungry*)

- ✓ **com sapatos vermelhos** (kohng sah-pah-tooZ veh-mel-yooz) (*wearing red shoes*)
- ✓ **cheinha** (shay-*een*-yah) (*a little chubby*)
- ✓ **em Roma** (ang hoh-mah) (*in Rome*)
- ✓ **triste** (*trees*-chee) (*sad*)

These phrases describe her emotions and daily physical needs, temporary aspects of her appearance, and her physical location. All of these aspects are things that will change soon about **Gisele**.

Tomorrow, **Gisele** will go back to New York, where she lives, and she'll start to do extra exercises so that next week she'll be **magra** (*mah*-grah) (*thin*) again.



Estar is for qualities of a person, place, or thing that are temporary. Both **ser** and **estar** are used to say *am*, *is*, and *are*. To find out the different forms of **estar**, take a look at the following table.

<i>Conjugation</i>	<i>Pronunciation</i>
eu estou	eh-oooh eh-stoh
ocê está	voh-seh eh-stah
ele/ela está	eh-lee/eh-lah eh-stah
nós estamos	nohz eh-stah-mohz
eles/elas estão	eh-leez/eh-lahz eh-stah-oooh
ocês estão	voh-sehz eh-stah-oooh

Warming up to estar

Here are some common phrases that use **estar**:

Ela está de férias. (*eh-lah eh-stah jee jeh-ree-ahz.*) (*She is on vacation.*)

Nós estamos com fome. (*nohz eh-stah-mohz kohng foh-mee.*) (*We are hungry.*)

Eu estou triste. (*eh-oooh eh-stoh trees-chee.*) (*I am sad.*)

Ela está no carro. (*eh-lah eh-stah noh kah-hoh.*) (*She is in the car.*)

Eu estou em casa. (*eh-oooh eh-stoh ang kah-zah.*) (*I am at home.*)

Eles estão no Brasil. (*eh-leez eh-stah-oooh noh brah-zee-oooh.*) (*They are in Brazil.*)

Again, with **estar**, you're talking about people's emotional states, their physical states, and where they're located. Use this verb to describe what people are doing, what they're like, or where they're located right now.

Speaking about Speaking: Falar

Now onto a really easy, fun verb: **falar** (*fah-lah*) (*to speak/to talk*). Talking is, after all, how to really learn a language! This book is a good primer for learning Portuguese, but you can catch on much more quickly if you can spend some time in Brazil or find a Brazilian where you live who will **falar** with you. Luckily, Brazilians love to **falar**, so they're the perfect conversation partners.

To discover the different forms of **falar**, take a look at the following verb conjugations:

Conjugation *Pronunciation*

eu falo	<i>eh-oooh fah-loh</i>
você fala	<i>voh-seh fah-lah</i>
ele/ela fala	<i>eh-lee/eh-lah fah-lah</i>
nós falamos	<i>nohz fah-lah-mohz</i>
eles/elas falam	<i>eh-leez/eh-lahz fah-lah-oooh</i>
vocês falam	<i>voh-sehz fah-lah-oooh</i>

Falar is the **verbo perfeito** (*veh-boh peh-fay-toh*) (*perfect verb*) to use to talk about speaking Portuguese — or any language at all. Browse through [Table 3-2](#) to find out how to say the names of other languages.

Table 3-2 Some of the World's Major Languages

<i>Language</i>	<i>Pronunciation</i>	<i>Translation</i>
inglês	<i>eeng-glehz</i>	<i>English</i>
português	<i>poh-too-gez</i>	<i>Portuguese</i>
português de Portugal	<i>poh-too-gez jee poh-too-gah-oooh</i>	<i>Portuguese from Portugal</i>
português do Brasil	<i>poh-too-gez doh brah-zee-oooh</i>	<i>Brazilian Portuguese</i>
espanhol	<i>eh-spahn-yoh-oooh</i>	<i>Spanish</i>
russo	<i>hoo-soh</i>	<i>Russian</i>
chinês	<i>shee-nez</i>	<i>Chinese</i>
francês	<i>frahn-sez</i>	<i>French</i>
italiano	<i>ee-tah-lee-ah-noh</i>	<i>Italian</i>
alemão	<i>ah-leh-mah-oooh</i>	<i>German</i>
árabe	<i>ah-rah-bee</i>	<i>Arabic</i>
hebraico	<i>eh-brah-ee-koh</i>	<i>Hebrew</i>



Some Brazilians prefer to say they speak **brasileiro** (*brah-zee-lay-roh*) (*Brazilian*) instead of **português** or **português do Brasil**.

And hey, did you notice that Brazilians don't capitalize the **primeira letra** (pree-may-rah *let-rah*) (*first letter*) of names of languages in Portuguese? This convention is different from English, where you **sempre** (*sem-pree*) (*always*) capitalize the first letter of **línguas estrangeiras** (*ling-gwahz eh-strahn-jay-rahz*) (*foreign languages*).

Here are some easy ways to use **falar**:

Eu falo inglês. (*eh-oooh fah-loh eeng-gleh-z.*) (*I speak English.*)

Eu gostaria de falar chinês. (*eh-oooh goh-stah-ree-ah jee fah-lah shee-neh-z.*) (*I would like to speak Chinese.*)

Você fala muito rápido! (*voh-seh fah-lah moh-ee-toh hah-pee-doh!*) (*You talk really fast!*)

Na reunião, nós falamos durante cinco horas! (*nah hay-oooh-nee-ah-oooh, nohz fah-lah-mohz doo-rah-n-chee sing-koh oh-rah-z!*) (*During the meeting, we talked for five hours!*)

Elas falam muito bem. (*eh-lahz fah-lah-oooh moh-ee-toh bang.*) (*They speak really well.*)

Você fala quantas línguas? (*voh-seh fah-lah kwahn-tahz ling-gwah-z?*) (*How many languages do you speak?*)



I bet this will be one of your favorite phrases of the whole book: **Como se diz. . . ?** (*koh-moo see jeez. . . ?*) (*How do you say. . . ?*). This great phrase got me out of many linguistic jams.

Talkin' the Talk



Maria Lucia is in a café in the Ironbound section of Newark, New Jersey, which is home to a large Portuguese and Brazilian population. A waiter mistakes her for a

Waiter:

A senhora fala português?

ah seen-yoh-rah fah-lah poh-too-gez?

Do you speak Portuguese?

Maria Lucia:

Sou brasileira. Você fala quantas línguas?

soh brah-zee-lay-rah. voh-seh fah-lah kwahn-tahz ling-gwahz?

I'm Brazilian. How many languages do you speak?

Waiter:

Eu falo inglês e francês — e português, é claro!

eh-oooh fah-loh eeng-glehzh eefrahn-sez — ee poh-too-gez, eh klah-roh!

I speak English and French — and Portuguese, of course!

Maria Lucia:

É difícil falar francês?

eh jee-fee-see-oooh fah-lah frahn-sez?

Is it hard to speak French?

Waiter:

Não, é fácil.

nah-oooh, eh fah-see-oooh.

No, it's easy.

Maria Lucia:

E é difícil falar inglês?

ee eh jee-fee-see-oooh fah-lah eeng-glez?

And is it hard to speak English?

Waiter:

Inglês é mais difícil para mim.

eeng-glez eh mah-eez jee-fee-see-oooh pah-rah ming.

English is harder for me.

Maria Lucia:

Bom, eu só falo português!

boh-oong, eh-oooh soh fah-loh poh-too-gez!

Well, I only speak Portuguese!

Waiter:

Mas é a melhor língua do mundo . . .

mah-eez eh ah mel-yoh ling-gwah doo moon-doh . . .

But it's the best language in the world . . .

Maria Lucia:



Does it seem unusual that **alguém** (ah-oooh-gang) (*someone*) would say she loves speaking her **língua nativa** (ling-gwah nah-chee-vah) (*native language*)? It's like saying that you love to speak English (if English is your native language). Well, for Brazilians, it's different. When famous Brazilians are interviewed and asked what they miss most about Brazil when they're **fora do país** (foh-rah doo pah-eez) (*out of the country*), they often say they miss **falar em português** (fah-lah ang poh-too-gez) (*speaking in Portuguese*). And the truth is, I miss speaking Portuguese, too, now that I'm not living in Brazil anymore!

Words to Know

quantas	<u>kwahn</u> -tahz	which
É claro!	eh <u>klah</u> -roh!	Of course!
mais difícil	<u>mah</u> -eez jee- <u>fee</u> -see-oooh	harder
para mim	pah-rah <u>ming</u>	for me
Bom, ...	boh-oong, ...	Well, ...
só	soh	only
mas	<u>mah</u> -eez	but
melhor	mel- <u>yoh</u>	better
undo	<u>moon</u> -doh	world
eu adoro	eh-oooh ah- <u>doh</u> -roo	I love

Saying Goodbye

Saying goodbye to a Brazilian is easy! Well, the expression is **fácil** (*fah*-see-oooh) (*easy*), at least. When you've made **um bom amigo** (oong *boh*-oong ah-*mee*-goo) (*a good friend*) and you realize you won't see her for a while, it's **difícil** (jee-*fee*-see-oooh) (*difficult*) to say goodbye in any language.

The quick way to say goodbye is simply **Tchau!** (chow!) (*Ciao!*)

Todo mundo (*toh-doo moon-doh*) (*everyone*, Literally: *all world*) in Brazil — from the guy selling **abacaxi** (*ah-bah-kah-shee*) (*pineapple*) on the street to the **dono** (*doh-noo*) (*owner*) of the restaurant where you're eating — uses **Tchau** in almost all situations. It's not like in English, where *Ciao!* can sound a little snobby.

It's also very common to say **Até** (*ah-teh*) (*until*) plus another word referring to when you think you'll see the person **de novo** (*jee noh-voh*) (*again*). (I cover the Portuguese words for date and time references in [Chapter 4](#).) But if you want to just **memorizar** (*meh-moh-ree-zah*) (*memorize*) one of the following phrases, pick **Até logo**. It never fails.

- ✓ **Até logo.** (*ah-teh loh-goo.*) (*See you later.*)
- ✓ **Até mais.** (*ah-teh mah-eez.*) (*See you.*)
- ✓ **Até amanhã.** (*ah-teh ah-mahn-yah.*) (*See you tomorrow.*)
- ✓ **Até a semana que vem.** (*ah-teh ah seh-mah-nah kee vang.*) (*See you next week.*)



A gente se vê (*ah zhang-chee see veh*) (*See you around*) is a common way of saying *bye* in a casual situation.



Fun & Games

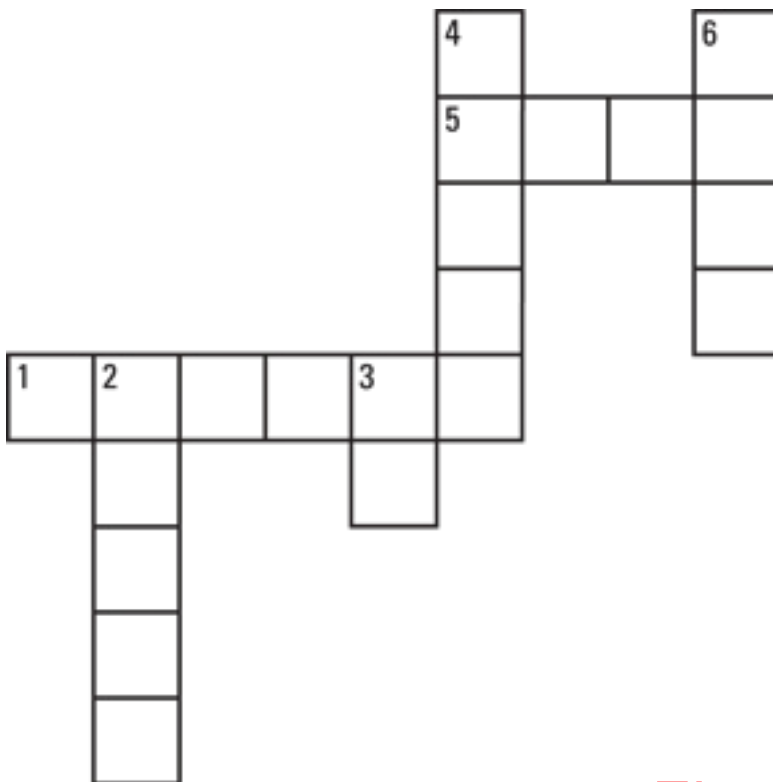
Time for a crossword puzzle. It's a short one! This one will be easy — instead of clues, you get the English translations of Portuguese words that fit into the puzzle.

Across

1. Mr.
5. Tall

Down

2. Verb *to be* (temporary)
3. Hello
4. Verb *to talk*
6. Name





Chapter 4

Getting Your Numbers, Times, and Measurements Straight

In This Chapter

- ▶ Looking at counting and ordinal numbers
- ▶ Asking for and giving the time
- ▶ Expressing days of the week and calendar dates
- ▶ Stating size and weight using the metric system

Learning **números** (*noo-meh-rohs*) (*numbers*) in Portuguese is an easy way to make headway in learning the language. Numbers are everywhere — on price tags, clocks, weather reports, and financial news in the **jornal** (*zhoh-nah-oo*) (*newspaper*). In this chapter, I tell you how to talk about numbers in Portuguese and also how to say the **dias da semana** (*jee-ahs dah seh-mahn-ah*) (*days of the week*), which, in Portuguese, involves numbers!



That's right; Brazilians refer to Monday, Tuesday, Wednesday, and so forth as "Second," "Third," "Fourth," and so on. The exceptions are **sábado** (*sah-bah-doh*) (*Saturday*) and **domingo** (*doh-ming-goh*) (*Sunday*), which have their own names.

Counting to 100 and Beyond

Good news! Numerals are the same in Portuguese as in English, so inside a Brazilian store, you can understand the price of something — even if you don't remember a single word of Portuguese. This may sound obvious, but a little familiarity when you're trying to maneuver in a new environment can provide some reassurance and maybe even the courage to initiate a little chat with the store clerk.

If you need to actually talk about a price tag, knowing how to say numbers as they're expressed in Portuguese helps. Prices are in **reais** (*hay-ahys*), by the way — that's the name for Brazilian currency. (See [Chapter 13](#) for details on Brazilian money. Chapters [7](#) and [8](#) cover buying food and going shopping.)

Whether you're telling the time, asking about street numbers, or talking about prices, you need to know how to say numbers. Here is how to say *one* through *ten*:

- ✓ **um** (*oong*) (*one*)
- ✓ **dois** (*doh-eez*) (*two*)
- ✓ **três** (*trehz*) (*three*)
- ✓ **quatro** (*kwah-troo*) (*four*)
- ✓ **cinco** (*sing-koo*) (*five*)
- ✓ **seis** (*say-eez*) (*six*)
- ✓ **sete** (*seh-chee*) (*seven*)
- ✓ **oito** (*oh-ee-toh*) (*eight*)
- ✓ **nove** (*noh-vee*) (*nine*)
- ✓ **dez** (*dez*) (*ten*)

Now check out the Portuguese words for 11 to 19:

- ✓ **onze** (*ohn-zee*) (*11*)

✓ **doze** (*doh-zee*) (12)

✓ **treze** (*treh-zee*) (13)

✓ **quatorze** (*kah-toh-zee*) (14)

✓ **quinze** (*keen-zee*) (15)

✓ **dezesseis** (*dez-ee-say-eez*) (16)

✓ **dezessete** (*dez-ee-seh-chee*) (17)

✓ **dezoito** (*dez-oh-ee-toh*) (18)

✓ **dezenove** (*dez-ee-noh-vee*) (19)

And these are the numbers 20 to 100, counting by tens:

✓ **vinte** (*ving-chee*) (20)

✓ **trinta** (*treen-tah*) (30)

✓ **quarenta** (*kwah-ren-tah*) (40)

✓ **cinquenta** (*sing-kwen-tah*) (50)

✓ **sessenta** (*seh-sen-tah*) (60)

✓ **setenta** (*seh-ten-tah*) (70)

✓ **oitenta** (*oh-ee-ten-tah*) (80)

✓ **noventa** (*noh-ven-tah*) (90)

✓ **cem** (*sang*) (100)

To say a double-digit number that doesn't end in zero, you just put the word **e** (*ee*) (*and*) in between your tens and ones digits. If you want to say 34, for example, say **trinta e quatro** (*treen-tah ee kwah-troh*) (Literally: 30 and 4).

To say 101–199, use **cento e** (*sen-too ee*) plus the rest of the number: **Centos e trinta e quatro** (*sen-too ee treen-tah ee kwah-troh*) is 134,

Free ebooks => www.Ebook777.com
and **cento e oitenta e sete** (*sen-too ee oh-ee-ten-tah ee seh-chee*) is 187.

For 201–999, replace the **cento** with the following hundreds terms:

- ✓ **duzentos** (*doo-zen-too-z*) (200)
- ✓ **trezentos** (*treh-zen-too-z*) (300)
- ✓ **quatrocentos** (*kwah-troo-sen-too-z*) (400)
- ✓ **quinhentos** (*keen-yen-too-z*) (500)
- ✓ **seiscentos** (*say-sen-too-z*) (600)
- ✓ **setecentos** (*seh-chee-sen-too-z*) (700)
- ✓ **oitocentos** (*oh-ee-too-sen-too-z*) (800)
- ✓ **novecentos** (*noh-vee-sen-too-z*) (900)

One thousand is **mil** (*mee-oo-h*), and *one million* is **um milhão** (*oong meel-yah-oo-h*). For numbers in those ranges, just add an **e** and then the rest of the number, continuing on with the hundreds number and then the tens.

To say any number from *two million* to *one billion*, use **milhões** (*meel-yoh-ee-z*) (*millions*) instead of **milhão**.

Here are examples of a few numbers in the hundreds, thousands, and millions:

- ✓ **quinhentos sessenta e quatro** (*keen-yen-tohs seh-sen-tah ee kwah-troh*) (564)
- ✓ **seis mil duzentos e oito** (*say-ee-z mee-oo-h doo-zen-too-z ee oh-ee-toh*) (6,208)
- ✓ **dos milhões novecentos e dez** (*doh-ee-z meel-yoh-ee-z noh-vee-sen-tohs ee dehz*) (2,900,010)

Aside from enabling your retail therapy, knowing the Portuguese words for numbers is helpful when you need to express a certain year. If the year is in the 1900s, say **mil novecentos e . . .** (*mee-oooh noh-vee-sen-tohz ee . . .*) (*Nineteen . . .*). If the year falls in the current **século** (*seh-koo-loh*) (*century*), say **dois mil e . . .** (*doh-eez mee-oooh ee . . .*) (*two-thousand and . . .*).

If someone asks you when you went on your last major trip, you can construct your answer similar to these possible answers:

- ✓ **mil novecentos e cinquenta e dois** (*mee-oooh noh-vee-sen-tohz ee sing-kwehn-tah ee doh-eez*) (*1952*)
- ✓ **mil novecentos e oitenta e três** (*mee-oooh noh-vee-sen-tohz ee oh-ee-tehn-tah ee trehz*) (*1983*)
- ✓ **mil novecentos e setenta e quatro** (*mee-oooh noh-vee-sen-tohz ee seh-ten-tah ee kwah-troh*) (*1974*)
- ✓ **dois mil e um** (*doh-eez mee-oooh ee oong*) (*2001*)
- ✓ **dois mil e seis** (*doh-eez mee-oooh ee say-eez*) (*2006*)

Ordering Sequences: First, Second, Third . . .

Ordinal numbers — first, second, third, and so on — apply to a wide range of conversations. A common one involves giving or getting directions. Someone may tell you to take the **primeira** (*pree-may-rah*) (*first*) left and then the **terceira** (*teh-say-rah*) (*third*) right. Or, you may need to know which floor to take an elevator to. Someone may say to take the elevator to the **sétimo** (*seh-chee-moh*) (*seventh*) floor.

Knowing how to express ordinal numbers also comes in handy when talking about the number of times you've done something. Maybe, for example, you want to tell someone it's your **segunda vez** (seh-goondah vehz) (*second time*) visiting Brazil.

Here's a helpful list for those types of situations:

- ✓ **primeiro** (pree-may-roh) (*first*)
- ✓ **segundo** (seh-goondah) (*second*)
- ✓ **terceiro** (teh-say-roh) (*third*)
- ✓ **quarto** (kwah-toh) (*fourth*)
- ✓ **quinto** (keen-toh) (*fifth*)
- ✓ **sexto** (ses-toh) (*sixth*)
- ✓ **sétimo** (seh-chee-moh) (*seventh*)
- ✓ **oitavo** (oh-ee-tah-voh) (*eighth*)
- ✓ **nono** (noh-noh) (*ninth*)

Try to remember to change the ending to **-a** instead of **-o** if the word that follows is feminine. (Flip back to [Chapter 2](#) to review how feminine/masculine words work in Portuguese).

Here are some example sentences:

Pega a primeira direita. (peh-gah ah pree-may-rah jee-ray-tah.)
(*Take the first right.*)

Moro no quarto andar. (moh-roo noh kwah-toh ahn-dah.) (*I live on the fourth floor.*)

É a segunda porta. (eh ah seh-goondah poh-tah.) (*It's the second door.*)

Ele é o segundo filho da minha irmã. (eh-lee eh ooh seh-goondah feel-yoh dah meen-yah chee mah.) (*He's the second son of my*



In any building in Brazil, the **primeiro andar** (pree-may-roh ahn-dah) (*first floor*) is what Americans call the *second floor*. That's because Brazilians have a special term for the first floor: **térreo** (ooh teh-hee-oh) (*ground floor*). The *basement*, where parking garages are often located, is called the **subsolo** (soo-bee-soh-loo) (*underground*).

Telling Time

When you make social plans, the most important thing to ask may be **quando** (kwahn-doh) (*when*) an event will take place. This section tells you how to say what day and time you want to meet.

Saying the time of **dia** (jee-ah) (*day*) is easy in Portuguese. With a little practice, you can have it memorized in no time. To find out the time, say, **Que horas são?** (kee oh-rahz sah-oooh?) (*What time is it?*). To tell someone else what time it is, just say **São** (sah-ooz) (*It's*) plus the number of hours plus **e** (ee) (*and*) followed by the number of minutes and add the word **horas** (oh-rahz) (*hours*) at the end. Here's an example:

São cinco e quinze. (sah-oooh ahz sing-koh ee keen-zee.) (*It's 5:15.*)

Just like in English, Brazilians only say **horas** (*o'clock*) for each full hour of the day. In the preceding example, you wouldn't say **São cinco e quinze horas** because it's a "between time." You would, however, say **São cinco horas** (sah-oooh sing-koh oh-rahz) if it were 5 *o'clock* on

the dot.

To specify *a.m.* or *p.m.*, add **da manhã** (*dah mahn-yah*) (*a.m.*; Literally: *in the morning*), **da tarde** (*dah tah-jee*) (in the afternoon), or **da noite** (*dah noh-ee-chee*) (*after about 7 p.m. — when it gets dark*; Literally: *in the night*). There's no exact translation for *a.m.* or *p.m.* — **da tarde** and **da noite** both denote *p.m.*



If it's half past the hour, say **e meia** (*ee may-ah*) (*and a half*).

Here are some time-telling examples:

São duas horas. (*sah-oooh doo-ahz oh-rahz.*) (*It's two o'clock.*)

São duas e meia. (*sah-oooh doo-ahz ee may-ah.*) (*It's 2:30.*)

São quinze para as três. (*sah-oooh keen-zee pah-rah ahz trehz.*) (*It's 15 to 3:00 [it's 2:45].*)

São onze e quinze da noite. (*sah-oooh ohn-zee ee keen-zee dah noh-ee-chee.*) (*It's 11:15 p.m.*)

São oito e dez da manhã. (*sah-oooh oh-ee-toh ee dez dah mahn-yah.*) (*It's 8:10 a.m.*)



In English, people sometimes give the time as *quarter after* or *five till* a certain hour. Brazilians sometimes use similar phrases and constructions. For times 15 minutes after the hour, you have the option of saying **e quinze** (*ee keen-zee*) (*and 15*) or **e quarto** (*ee kwah-too*) (*and a quarter*) when you refer to the minutes. For times ending in 45, you can say either **quinze para** (*keen-zee pah-rah*) (*15 to*) before you give the hour or **e quarenta e cinco** (*ee kwah-ren-tah ee sing-koh*) (*and 45*) after you give the hour.

Midnight is **meia-noite** (*may-ah noh-ee-chee*), and *noon* is **meio-dia** (*may-oh jee-ah*) (Literally: *midday*). In these cases — and when you say *It's one o'clock* — use **É** instead of **São**, because the number one and the words *midnight* and *noon* are singular:

É meia-noite. (*eh may-ah noh-ee-chee.*) (*It's midnight.*)

É meio-dia. (*eh may-oh jee-ah.*) (*It's noon.*)

É uma. (*eh ooh-mah.*) (*It's one.*)

É uma e vinte. (*eh ooh-mah ee veen-chee.*) (*It's 1:20.*)



Brazilians often use military time, especially in formal situations, such as when checking transportation schedules.

Here are some other words and phrases that indicate time:

✓ **hoje à noite** (*oh-zhee ah noh-ee-chee*) (*tonight*)

✓ **noite** (*noh-ee-chee*) (*night*)

✓ **manhã** (*mahn-yah*) (*morning*)

✓ **cedo** (*seh-doo*) (*early*)

✓ **tarde** (*tah-jee*) (*late and/or afternoon, for example, da tarde*)

If you're meeting up with someone, you may want to ask **a que horas** (*ah kee oh-rahz*) (*at what time*) you'll be meeting. If you're responding to the question, leave out the **são** and just give the time: **Às nove e meia** (*ahz noh-vee ee may-ah*) (*at 9:30*), for example.

So, to review, when you're talking about what time it is, **São** means *It is . . .* and **Às** means *At. . .*

Talking about Days of the Week



Dias da semana (*jee-ahz dah seh-mah-nah*) (*days of the week*) in Portuguese reflect Brazil's Catholic heritage. The explanation goes that a 6th-century bishop in Portugal wanted to break with a pagan tradition at the time in which Monday through Friday in many Latin languages were named after pagan Gods. Spanish, for example, still uses pagan terms for some of their days of the week today — **martes** in Spanish means *Tuesday* and that word comes from the *God of Mars*, for example.

In Portugal way back when, the country's system was changed to reflect the week of Easter.

Domingo (*doh-ming-goh*) (*Sunday*) derives from *day of the lord*. **Sábado** (*sah-bah-doh*) (*Saturday*) comes from the Hebrew word for their most religious day of the week, *Shabbot* in Hebrew.

Monday through Friday in Portuguese are referred to as the *second, third, fourth, fifth, and sixth vacation days*, because during Easter week, most people historically in Portugal don't have to go to work. **Feira** (*fay-rah*) means *holiday*. **Domingo** counts as the first day of the week, so *Monday* is referred to in Portuguese as **segunda-feira** (*seh-goan-dah fay-rah*) (Literally: *second holiday*).

Here are the Portuguese terms for days of the week:

- ✔ **segunda-feira** (*seh-goan-dah-fay-rah*) (*Monday*)
- ✔ **terça-feira** (*teh-sah-fay-rah*) (*Tuesday*)
- ✔ **quarta-feira** (*kwah-tah-fay-rah*) (*Wednesday*)

✓ **quinta-feira** (*keen-tah-fay-rah*) (*Thursday*)

✓ **sexta-feira** (*seh-stah-fay-rah*) (*Friday*)

✓ **sábado** (*sah-bah-doh*) (*Saturday*)

✓ **domingo** (*doh-ming-goo*) (*Sunday*)



Brazilians also sometimes refer to weekdays by their name without the word **feira**. People often just say **segunda** or **quarta** or **sexta** — instead of **segunda-feira**, **quarta-feira**, and **sexta-feira** to mean *Monday*, *Wednesday*, and *Friday*.

To say *on* a certain day of the week, such as *on Sunday*, say **no** (*noh*) or **na** (*nah*) before the day of the week — **no** if the day is a masculine word (if it ends in **-o**), **na** if it's feminine (if it ends in **-a**):

✓ **no domingo** (*noh doh-ming-goh*) (*on Sunday*)

✓ **na segunda** (*nah seh-goong-dah*) (*on Monday*)

✓ **na terça** (*nah teh-sah*) (*on Tuesday*)

✓ **na quarta** (*nah kwah-tah*) (*on Wednesday*)

✓ **na quinta** (*nah keen-tah*) (*on Thursday*)

✓ **na sexta** (*nah seh-stah*) (*on Friday*)

✓ **no sábado** (*noh sah-bah-doh*) (*on Saturday*)

Here are some example sentences:

Tem um show na quarta. (*tang oong shoh nah kwah-tah.*)
(*There's a show on Wednesday.*)

Na segunda, eu preciso trabalhar. (*nah seh-goong-dah, eh-oooh preh-see-zoo trah-bal-yah.*) (*On Monday, I need to work.*)

Free ebooks => www.Ebook777.com
Vamos sair na sexta? (vah-mooz sah-eeh nah seh-stah?) (*Should we go out on Friday?*)

The following words and phrases are expressions of time that go beyond the days of the week when you're looking at a **calendário** (kah-len-dah-ree-oo) (*calendar*):

- ✓ **hoje** (oh-zhee) (*today*)
- ✓ **amanhã** (ah-mahn-yah) (*tomorrow*)
- ✓ **na semana que vem** (nah seh-mah-nah kee vang) (*next week*)
- ✓ **no fim de semana** (noh fing jee seh-mah-nah) (*on the weekend*)
- ✓ **no mês que vem** (noh mez kee vang) (*next month*)



Brazilians love to use the verb **combinar** (kohm-bee-nah), which means *to plan to get together*. It looks like it would mean *to combine*, but in reality the word means *to arrange* or *to organize*. Here are a couple examples:

Vamos combinar para sair logo. (vah-mohz kohm-bee-nah pah-rah sah-eeh loh-goo.) (*Let's plan to get together to go out soon.*)

Já combinou com ela? (zhah kohm-bee-noh kohng eh-lah?) (*Did you already make plans with her?*)

Combinado! (kohm-bee-nah-doh!) is a common expression that people use after deciding on a time and place to meet. It means *Agreed!*

Talkin' the Talk



Valéria (vah-*leh*-ree-ah) really loves attending art events. She asks her hotel concierge what sorts of events are happening in town that she might like. (Track 7)

Concierge:

Tem um espetáculo de dança moderna na semana que vem.

tang oong eh-speh-tah-koo-loh jee dahn-sah moh-deh-nah nah seh-mah-nah kee vang.

There's a modern dance show next week.

Valéria:

Ah é? Vale a pena ir?

ah eh? vah-lee ah peh-nah ee?

Really? Is it worth going to?

Concierge:

Sim, é uma companhia muito boa.

sing, eh ooh-mah kohm-pahn-yee-ah moh-ee-toh boh-ah.

Yes, it's a very good company.

Valéria:

Que dia, e a que horas?

kee jee-ah, ee ah kee oh-rahz?

What day, and what time?

Concierge:

Na sexta, às oito da noite.

nah seh-stah, ahz oh-ee-toh dah noh-ee-chee.

On Friday, at 8:00 at night.

Valéria:

Quando acaba?

kwahn-doh ah-kah-bah?

When does it end?

Concierge:

Às dez horas, mais ou menos.

ahz dehzh oh-rahz, mah-eez ooh meh-nohz.

At around 10:00.

Valéria:

Tá. Posso comprar o ingresso antes do show?

tah. poh-soo kohm-prah ooh eeng-greh-soo ahn-cheez doo shoh?

Okay. Can I buy a ticket before the show?

Concierge:

Pode. Mas tenta chegar meia-hora antes.
poh-jee. mah-eez ten-tah sheh-gah may-ah-oh-rah ahn-cheez.
You can. But try to get there half an hour beforehand.

Words to Know

dança moderna	<u>dahn</u> -sah moh- <u>deh</u> -nah	modern dance
companhia	kohm-pahn- <u>yee</u> -ah	company
Que dia?	kee <u>jee</u> -ah?	What day?
Quando acaba?	<u>kwahn</u> -doh ah- <u>kah</u> -bah?	When does it end?
mais ou menos	<u>mah</u> -eez ooh <u>meh</u> -nohz	around (Literally: more or less)
Tá.	tah.	Okay.
Posso...?	<u>poh</u> -soo...?	Can I...?
um ingresso	oong eeng- <u>greh</u> -soo	a ticket
antes	<u>ahn</u> -cheez	before
show	<u>shoh</u>	show

Specifying Times and Dates

Você está planejando uma viagem? (*eh-stah* plah-neh-zhahn-doh ooh-mah vee-ah-zhang?) (*Are you planning a trip?*) You may want to decide on which day of the month and at what time of day you'll be

Free ebooks ==> www.Ebook777.com
doing things. Do you want to depart on April 10 at 7 a.m.? Or on August 2 at 3:30 p.m.? (Flip to [Chapter 12](#) to find out how to say the Portuguese words for months of the year.)



To say *on* a certain day, use **no** (noo) plus the date. Use **no dia** (noo *jee*-ah) plus the day of the month plus **de** (jee) plus the month (noo *jee*-ah . . . jee . . .) to say *on such-and-such day of such-and-such month*. For example, **no dia quinze de setembro** (noo *jee*-ah *keen*-zee jee seh-tem-broh) is *September 15*.

Practice these phrases that include dates and times:

- ✓ **no dia três de outubro, às oito e vinte e cinco da manhã** (noo *jee*-ah *trehz* jee oh-too-broh, ahz oh-ee-toh ee *veen*-chee ee *sing*-koh dah mahn-yah) (*on October 3, at 8:25 a.m.*)
- ✓ **no dia vinte e dois de agosto, às vinte horas** (noo *jee*-ah *veen*-chee ee *doh*-eez jee ah-goh-stoh, ahz *veen*-chee oh-rahz) (*on August 22, at 8:00 p.m.*)
- ✓ **no dia dezessete de dezembro, às vinte e uma horas e cinquenta minutos** (noo *jee*-ah *dehz*-ee-*seh*-chee jee deh-zem-broh, ahz *veen*-chee ee *ooh*-mah oh-rahz ee *sing*-kwen-tah mee-noo-tohz) (*on December 17, at 9:50 p.m.*)
- ✓ **no dia quatorze de maio, às dez e quinze da manhã** (noo *jee*-ah *kah*-toh-zee jee *my*-oh, ahz *dez* ee *keen*-zee dah mahn-yah) (*on May 14, at 10:15 a.m.*)



Brazilian Portuguese follows the European way of writing **datas** (*dah*-tahz) (*dates*): day, month, year. In the U.S., most people write 5-23-76 to mean May 23, 1976. In Portuguese the

Free ebooks => www.Ebook777.com
same date is written this way: 23.5.76. And yes, Brazilians use periods for dates more often than hyphens or slashes. Knowing this system of writing dates comes in handy if you're in Brazil and need to fill out a form.

Getting Familiar with the Metric System

Measuring things such as volume and weight is a necessity in any language. If you happen to be an American, you'll find that the way Brazilians measure stuff is different: They use the metric system, like most other countries in the world.

When you're at the market, fruits and vegetables are weighed in **quilos** (*kee-lohs*) (*kilos*, short for *kilograms*). Distances between towns are measured in **quilômetros** (*kee-loh-meh-trohs*) (*kilometers*). And instead of referring to inches and feet, Brazilians talk about a person's **altura** (*ah-oooh-too-rah*) (*height*) and **peso** (*peh-zoh*) (*weight*) in terms of **metros** (*meh-trohs*) (*meters*) and **quilos**.

Here are some common expressions that relate to these terms:

Quanto você pesa? (*kwahn-toh voh-seh peh-zah?*) (*How much do you weigh?*)

A quantos quilômetros você está? (*ah kwan-tohs kee-loh-meh-trohs voh-seh eh-stah?*) (*How many kilometers away is it?*)

Eu meço 1,70 metros. (*eh-oooh meh-soo um pohn-toh seh-chee meh-tros.*) (*I'm one point seven meters [about 5 feet and 6 inches].*)

Check out [Table 4-1](#) for metric measurements and equivalents of the www.Ebook777.com

Table 4-1 Conversion of Measurements: Metric to Imperial

<i>Measurement</i>	<i>Term</i>	<i>Pronunciation</i>	<i>Translation</i>	<i>Imperial Equivalent</i>
distance	quilômetro	kee-loh-meh-troh	<i>kilometer</i>	0.62 miles
length	centímetro	sen-chee-meh-troh	<i>centimeter</i>	0.4 inches
length	metro	meh-troh	<i>meter</i>	3.28 feet
volume	litro	lee-troh	<i>liter</i>	1.06 quarts
weight/mass	quilo	kee-loh	<i>kilogram</i>	2.2 pounds
temperature	centígrados	sen-chee-grah-dohz	<i>degrees Celsius</i>	Celsius temperature × $\frac{9}{5} + 32$

Talkin' the Talk



Jorginho (zhoh-zhing-yoh) (“little Jorge”) and **Luciano** (loo-see-ah-noh) are at an outdoor market looking for some **limões** (lee-moy-eez) (*limes*) to buy to make some **caipirinhas** (kah-ee-pee-ring-yahs), Brazil’s national cocktail, made with cachaça liquor, sugar, and lime. (Track 8)

Jorginho:

Quantos quilos de limão você acha que precisamos?

kwan-tohs kee-lohs jee lee-mah-oooh voh-seh ah-shah kee preh-see-zah-mooz?
How many kilos of lime do you think we need?

Luciano:

Uns seis ou sete?

oonz say-ees ooh seh-chee?
About six or seven?

Jorginho:

Temos vinte convidados, né?

teh-mooz veen-chee kohn-vee-dah-dooz, neh?
We have 20 guests, right?

Luciano:

Sim.

sing.

Jorginho:

Eu acho que precisamos muito mais do que isso.

eh-oooh *ah*-shoo kee preh-see-*zah*-mooz moh-ee-toh *mah*-eez doh kee ee-soh.

I think we need a lot more than that.

Luciano:

Então compramos quinze?

en-*tah*-oooh kohm-*prah*-mooz keen-zee?

So let's buy 15?

▯

Words to Know

quantos	<u>k</u> wan-tohs	how many
acha que	<u>a</u> h-shah kee	do you think that
precisamos	preh-see- <u>z</u> ah-mooz	we need
uns	oonz	about (+ number)
temos	<u>t</u> eh-mooz	we have
convidados	kohn- <i>vee</i> - <u>d</u> ah-dooz	guests
né?	neh?	right?
Eu acho	eh-oooh <u>a</u> h-shoo	I think
muito mais	moh- <i>ee</i> -toh <u>m</u> ah-eez	much more
isso	<u>e</u> e-soh	that



Fun & Games

Paula is a banker. On a typical day, she gets up at 6 a.m., and she heads to work at 7:15 a.m. She has lunch at 1 p.m. She leaves work at different times each day but always eats dinner at 8:30 p.m. Match each clock with the appropriate time:



A.



B.



C.



D.

Illustration by Elizabeth Kurtzman

1. Às seis da manhã
2. Às sete e quinze da manhã
3. À uma da tarde
4. Às oito e trinta da noite

Check out the answers in [Appendix D](#).



Chapter 5

Speaking Portuguese at Home

In This Chapter

- ▶ Naming the rooms and items in the home
- ▶ Chatting about sleeping and waking up
- ▶ Discussing breakfast, lunch, and dinner
- ▶ Talking about cleaning house
- ▶ Having a phone conversation

Get comfy, because you're about to discover all the homey words in Portuguese. Knowing how to say the parts of a **casa** (*kah-zah*) (*house*) or **apartamento** (*ah-pah-tah-men-toh*) (*apartment*) is the bread and butter of a new language; these are the words of everyday life.

In Brazil, like most other countries, **moradores urbanos** (*moh-rah-doh-reez oohr-bah-nooz*) (*city dwellers*) tend to live in apartments, and people in **áreas rurais** (*ah-ree-ahs roo-rah-eez*) (*rural areas*) usually live in houses.

Although Brazil's **classe média** (*klah-see meh-jah*) (*middle-class*) is getting larger thanks to a growing economy, there are still a lot of **ricos** (*koohs*) (*rich people*) and **pobres** (*oohz poh-breez*) (*poor people*) in Brazil.



Os muito (*oohz moh-ee-toh*) (*the very*) **ricos** often live in gated mansions, whereas **os pobres** live clustered together in shantytowns on steep hillsides called **favelas** (*fah-veh-lahs*).

Free ebooks => www.Ebook777.com
Favelas are named after the *favela tree*, a hardscrabble plant known for withstanding drought. The idea is that the people living in **favelas** are similar to these resilient trees; they can survive in a harsh environment.

Talking about a Home

Most Brazilian homes are like any others in the world. They're situated in a **bairro** (*bah-ee-hoo*) (*neighborhood*), and they have a front **porta** (*poh-tah*) (*door*); a place to **cozinhar** (*koh-zeen-yah*) (*cook*), **comer** (*koh-meh*) (*eat*), and **dormir** (*dohr-mee*) (*sleep*); and a **banheiro** (*bahn-yay-roh*) (*bathroom*).

■

Faxineiras, or “cleaning ladies,” in Brazil

Because of the huge gap between the rich and poor in Brazil, labor is cheap, and live-in maids are common. Middle- and upper-class houses and apartments in Brazil have a small room for the **empregada doméstica** (*em-preh-gah-dah doh-mes-chee-kah*) (*maid*).

Most families with children pay for a woman to live with them. She cleans, cooks, and cares for the children. Other people hire women called **faxineiras** (*fah-shee-neh-rahhs*) (*cleaning women*), who come to clean a house or apartment on a regular basis.

■

The **sala de estar** (*sah-lah jee eh-stah*) (*living room*) is where Brazilians have their **televisão** (*teh-leh-vee-zah-oooh*) (*television*), which they use to catch the latest episode of their favorite **novela** (*noh-veh-lah*) (*soap opera*).

Take a look at [Table 5-1](#) for a tour of the basic words used to describe different parts of a Brazilian home and the items in it.

Table 5-1 Living-Space Words

Term	Pronunciation	Translation
casa	<i>kah-zah</i>	<i>house</i>
apartamento	<i>ah-pah-tah-men-toh</i>	<i>apartment</i>
porta	<i>poh-tah</i>	<i>door</i>
janela	<i>zhah-neh-lah</i>	<i>window</i>
luz	<i>looz</i>	<i>light</i>
quarto	<i>kwah-toh</i>	<i>room or bedroom</i>
cama	<i>kah-mah</i>	<i>bed</i>
armário	<i>ahr-mah-ree-oooh</i>	<i>closet</i>
cômoda	<i>koh-moh-dah</i>	<i>dresser</i>
travesseiro	<i>trah-veh-say-roh</i>	<i>pillow</i>
lençóis	<i>len-soh-eez</i>	<i>sheets</i>
sala de estar	<i>sah-lah jee eh-stah</i>	<i>living room</i>
sofá	<i>soh-fah</i>	<i>sofa</i>
televisão	<i>teh-leh-vee-zah-oooh</i>	<i>television</i>
escrivaninha	<i>es-kree-vah-nee-ah</i>	<i>desk</i>
sala de jantar	<i>sah-lah jee zhahn-tah</i>	<i>dining room</i>
mesa	<i>meh-zah</i>	<i>table</i>
cadeira	<i>kah-day-rah</i>	<i>chair</i>
cozinha	<i>koh-zeen-yah</i>	<i>kitchen</i>
geladeira	<i>zheh-lah-day-rah</i>	<i>refrigerator</i>
fogão	<i>foh-gah-oooh</i>	<i>stove</i>
banheiro	<i>bahn-yay-roh</i>	<i>bathroom</i>
pia	<i>pee-ah</i>	<i>sink</i>
vaso	<i>vah-soh</i>	<i>toilet</i>
banheira	<i>bahn-yay-rah</i>	<i>bathtub</i>
terraço	<i>teh-hah-soh</i>	<i>balcony</i>
pátio	<i>pah-chee-oooh</i>	<i>patio</i>
lavadora	<i>lah-vah-doh-rah</i>	<i>washer</i>
jardim	<i>zhah-jing</i>	<i>garden</i>



Here are some particular aspects of a Brazilian home:

- ✓ All apartments have an **área de serviço** (*ah-ree-ah jee seh-vee-soo*) (Literally: *service area*), a nice area with a tiled floor, either **dentro** (*den-troh*) (*inside*) or **fora** (*for-ah*) outside the home on a balcony where you can put a washing machine and hang wet clothes to dry. Brazilians do not use dryers.
- ✓ In general, Brazilian stoves are gas-powered. Locals call a propane tank vendor to refill gas whenever it's needed. The more modern buildings have central gas.
- ✓ Tap water is okay for cooking and cleaning, but most Brazilians do not drink it. Some people keep 5-gallon plastic jugs of drinking water in their apartments; these jugs sit on top of a plastic base with a spigot. Locals call a company to come refill the water tank every week or so. In other homes, there's a wall-mounted filter connected to the tap.

Getting Some Sleep

If you want to **dormir bem** (*dohr-mee bang*) (*sleep well*) when visiting Brazil, you should probably ask the **hotel** (*oh-tay-oooh*) (*hotel*) or **pousada** (*poh-zah-dah*) (*guesthouse*) receptionist whether to expect **barulho** (*bah-rool-yoh*) (*noise*).



Brazilians seem to have a high tolerance for **barulho**. So another question to ask may be whether the place is close to any **bares** (*bah-reez*) (*bars*) or **música ao vivo** (*moo-zeeh-kah ah-oooh vee-voh*) (*live music*), especially if you'll be there **no fim de semana** (*noh fing jee seh-mah-nah*) (*on the weekend*).

Hopefully, conjugating **dormir** will be a good luck charm for your sound sleep in any **quarto** (*kwah-toh*) (*bedroom/room*).

<i>Conjugation</i>	<i>Pronunciation</i>
eu durmo	<i>eh-oooh duhr-moh</i>
você dorme	<i>voh-seh dohr-mee</i>
ele/ela dorme	<i>eh-lee/eh-lah dohr-mee</i>
nós dormimos	<i>nohz dohr-mee-mooz</i>
eles/elas dormem	<i>eh-leez/eh-lahz dohr-mang</i>
vocês dormem	<i>voh-sehz dohr-mang</i>

These phrases use the present tense of **dormir** as well as the infinitive (unconjugated) form of the verb:

Eu preciso dormir oito horas. (*eh-oooh preh-see-zoo dohr-mee oh-ee-toh oh-rahz.*) (*I need to sleep eight hours.*)

Os gatos dormem no meu quarto. (*ooz gah-tohz dohr-mang noh meh-oooh kwah-toh.*) (*The cats sleep in my room.*)

Adoro dormir na praia. (*ah-doh-roo dohr-mee nah prah-ee-ah.*) (*I love to sleep on the beach.*)

Você dorme muito ou pouco? (*voh-seh dohr-mee moh-ee-toh ooh poh-koo?*) (*Do you generally sleep a lot or a little?*)

Vou dormir. Boa noite. (*voh dohr-mee. boh-ah noh-ee-chee.*) (*I'm*

A useful sleep-related phrase is **estar com sono** (eh-stah kohng soh-noo) (*to be sleepy*):

Está com sono? (eh-stah kohng soh-noo?) (*Are you sleepy?*)

Estou com sono. (eh-stoh kohng soh-noo.) (*I'm sleepy.*)



Hopefully, you'll never have **pesadelos** (peh-zah-deh-looz) (*nightmares*) — only **sonhos doces** (sohn-yooz doh-seez) (*sweet dreams*)! May you **dormir com os anjinhos** (dohr-mee kohng ooz ahn-zheen-yohs) (*sleep with angels*) tonight; that's a very Brazilian expression.

Waking Up

Acorda! (ah-kohr-dah!) (*Wake up!*) is what a Brazilian may say if you haven't set your **despertador** (deh-speh-tah-doh) (*alarm clock*) properly. In **hotéis e pousadas** (oh-tay-eez ee poh-zah-dahz) (*hotels and guesthouses*), you can always request to be woken up. Say **Poderia me acordar a/às . . .** (poh-deh-ree-ah mee ah-koh-dah ahz . . .) (*Could you wake me up at . . .*) plus a time. (For time-related words and expressions, see [Chapter 4](#).)

Here's how to conjugate **acordar**.

Conjugation

eu acordo

você acorda

Pronunciation

eh-oooh ah-kohr-doo

voh-seh ah-kohr-dah

Free ebooks => www.Ebook777.com

ele/ela acorda	<i>eh-lee/eh-lah ah-kohr-dah</i>
nós acordamos	<i>nohz ah-kohr-dah-mooz</i>
eles/elas acordam	<i>eh-leez/eh-lahz ah-kohr-dah-ooz</i>
vocês acordam	<i>voh-sehz ah-kohr-dah-ooz</i>

Try using **acordar**:

Eu acordo cedo. (*eh-ooz ah-kohr-doo seh-doh.*) (*I wake up early.*)

Ela acorda tarde. (*eh-lah ah-kohr-dah tah-jee.*) (*She wakes up late.*)

Poderia me acordar às oito horas? (*poh-deh-ree-ah mee ah-kohr-dah ahz oh-ee-toh oh-rahz?*) (*Could you wake me up at 8 o'clock?*)

Chatting about Food

The word **cozinha** (*koh-zeen-yah*) (*kitchen*) comes from the verb **cozinhar** (*koh-zeen-yah*), which means *to cook*.

What you'll find in a Brazilian home **cozinha** varies from region to region and family to family. Generally speaking, because **arroz** (*ah-hohz*) (*rice*), **feijão** (*fay-zhow*) (*beans*), and **carne** (*kah-nee*) (*meat*) are staples of the national cuisine, these are the most common dishes in any Brazilian household. Many families also make easy weeknight meals such as **massa** (*mah-sah*) (*pasta*) and **salada** (*sah-lah-dah*) (*salad*), just like in many other countries in Latin America as well as North America and Europe.



For special occasions, such as a birthday, Brazilians love to host a **churrasco** (shoo-*hahs*-koh) (*Brazilian-style barbeque*) on their back outdoor **pátio** (*pah*-chee-oooh) (*patio*). They grill all kinds of **carne** and offer a variety of **pratos complementares** (*prah*-tohs kohm-pleh-men-*tah*-reez) (*side dishes*).

Here are some questions you might want to ask a Brazilian friend about cooking:

O quê gosta de cozinhar? (oooh *kee* gohs-tah jee koh-zeen-yah?)

(*What do you like to cook?*) **Salada?** (sah-lah-dah?) (*Salad?*)

Carne? (kah-nee?) (*Meat?*) **Peixe?** (pay-shee?) (*Fish?*)

Sobremesa? (soh-bree-meh-zah?) (*Dessert?*)

Você cozinha bem ou mau? (voh-seh koh-zeen-yah bang oooh mah-oooh?) (*Do you cook well or badly?*)

Here's how to conjugate **cozinhar** (koh-zeen-yah) (*to cook*).

Conjugation

Pronunciation

eu cozinho

eh-oooh koh-zeen-yoo

você cozinha

voh-*seh* koh-zeen-yah

ele/ela cozinha

eh-lee/*eh*-lah koh-zeen-yah

nós cozinhamos

nohz koh-zeen-yah-mooz

eles/elas cozinham

eh-leez/*eh*-lahz koh-zeen-yah-oooh

vocês cozinham

voh-*seh*z koh-zeen-yah-oooh



When visiting a Brazilian home for food and drinks, you may eventually need a restroom. You can just say **O banheiro?** (oooh bahn-yay-roh?) (*The bathroom?*). Or, to speak in a complete

Free ebooks => www.Ebook777.com
sentence, you can ask, **Por favor, onde fica o banheiro?** (poh fah-voh, ohn-jee fee-kah ooh bahn-yay-roh?) (*Where is the bathroom, please?*) To be extra polite, substitute **toalete** (toe-ah-leh-chee) (*toilet*) for **banheiro**.

If you prefer going to **restaurantes** (heh-stah-oooh-rah-n-cheez) (*restaurantes*), flip to [Chapter 7](#) to check out some classic dishes to order at a Brazilian restaurant and find out how to order a meal.

In this section, I point out what Brazilians eat at various times of day and tell you how to talk about your meals in Portuguese.

Getting breakfast

First things first: The Portuguese phrase for **o café da manhã** (ooh kah-feh dah mahn-yah) (*breakfast*) literally means — you guessed it — *morning coffee*.

Eating **o café da manhã** is what you do after you've woken up, before heading out the door. At least that's the way Brazilians usually have their breakfast. They tend to take life slower than urban Americans, who often rush out the door and grab a bagel or muffin on their way to work.

Brazilians tend to sit down in their **sala de jantar** (sah-lah jee zhahn-tah) (*dining room*) in the morning to have **café** (kah-feh) (*Brazilian-style espresso coffee*). In fact, **café** is such a basic part of the Brazilian breakfast that **café da manhã** is often shortened to just **café**.

A typical Brazilian **café** at home is substantial and may include **frutas tropicais** (froo-tahs troh-pee-kah-eez) (*tropical fruits*), **cereal matinal** (seh-ree-ah-oooh mah-chee-nah-oooh) (*cereal*) with **leite** (lay-chee) (*milk*), and **iogurte** (yoh-goor-chee) (*yogurt*).



The one main difference compared to what you're used to may be the appearance of **frios** (*free-ohs*) (*cold cuts*), which are eaten with **um pãozinho** (*oong pah-oooh-zeen-yoo*) (*a roll*) and **queijo** (*kay-zhoh*) (*cheese*). You may also see a toasted **sanduíche** (*sahn-dwee-shee*) (*sandwich*) using the same ingredients except with regular sandwich **pão** (*pah-oooh*) (*bread*) instead of a **pãozinho**. To talk about eating **café da manhã**, use the verb **tomar** (*toh-mah*) (*to take*):

Eu tomo café. (*eh-oooh toh-moo kah-feh.*) (*I'm having breakfast.*)

Eles tomam café na cozinha. (*eh-leez toh-mah-oooh kah-feh nah koh-zeen-yah.*) (*They're having breakfast in the kitchen.*)

Here are some typical breakfast items for Brazilians:

✓ **leite** (*lay-chee*) (*milk*)

✓ **café** (*kah-feh*) (*coffee*)

✓ **chá** (*shah*) (*tea*)

✓ **suco de laranja** (*soo-koh jee lah-rahn-zhah*) (*orange juice*)

See [Chapter 7](#) for other types of fruits often juiced in Brazil.

✓ **cereal** (*seh-ree-ah-oooh*) (*cereal*)

✓ **pão torrado** (*pah-oooh toh-hah-doo*) (*toast*; Literally: *toasted bread*)

✓ **geléia** (*zheh-lay-ah*) (*jam*)

✓ **manteiga** (*mahn-tay-gah*) (*butter*)

✓ **frutas** (*froo-tahs*) (*fruit*)

✓ **iogurte** (*yo-goor-chee*) (*yogurt*)

✓ **ovos** (*oh-vooz*) (*eggs*)

✓ **presunto** (*preh-zoon-toh*) (*ham*)

✓ **queijo** (*kay-zhoh*) (*cheese*)

You may want to add some **açúcar** (*ah-soo-kah*) (*sugar*) or **creme** (*kreh-mee*) (*cream*) to your **café** or **chá**. Or, if you're watching your waistline, you may want to try a popular Brazilian diet sweetener: **adoçante** (*ah-doh-sahn-chee*) (*sweetener*). This potent liquid sweetener comes in a little plastic squeeze bottle. One or two tiny drops is often plenty. It comes in many different **marcas** (*mah-kahz*) (*brands*).

Discussing lunch

For many Brazilians, **o almoço** (*ooh ah-ooh-moh-soo*) (*lunch*) is the biggest and most important **refeição** (*heh-fay-sah-ooh*) (*meal*) of the day.

Lunch made **em casa** (*ang kah-zah*) (*at home*) typically consists of **carne, arroz, feijão, salada, and suco** (*soo-koh*) (*fruit juice*) or **água** (*ah-gwah*) (*water*).

Brazilian children typically eat these same basic foods for lunch, whether they eat at school or at home on the weekends. During the weekdays most kids eat lunch at school, but their mom may pack them a bag with **lanches** (*lahn-sheez*) (*snacks*) such as **bolachas** (*boh-lah-shahs*) (*crackers*), **suco, frutas, fritas** (*free-tahs*) (*potato chips or another kind of chips*), and **sanduíches**. Parents who care a lot about **saúde** (*sah-ooh-jee*) (*health*) may also add cut-up **vegetais** (*veh-zeh-tah-eez*) (*vegetables*) such as **cenoura** (*seh-noh-rah*) (*carrots*), **pepino** (*peh-pee-noh*) (*cucumber*), or **pimentão verde** (*pee-men-tah-ooh veh-jee*) (*green bell pepper*).



Brazilian adults mostly eat **almoço** out of the house, often at a delicious, healthy, and inexpensive **restaurante por quilo** (hes-tah-oo-rah-nee-chee poh kee-loh) (*a pay-by-weight buffet*). (Flip to [Chapter 7](#) to read more about what food is served at these buffets.)

Whether at home or at a restaurant close to work, Brazilians take their time eating, usually more than **meia hora** (*may-ah oh-rah*) (half an hour). There's a theory in Brazil about American workers, who often eat lunch at their desks: If you see a group of Americans having lunch for more than half an hour together, it's a work lunch. Brazilians savor their time with friends and enjoy their mealtimes.

Cooking up dinner



Different from **o almoço**, **o jantar** (*oo-ah zhahn-tah*) (*dinner*) is often eaten **em casa**. In general, Brazilians eat later than most Americans; dinnertime falls around 8 or 9 p.m.

Food prep for this last meal of the day usually begins with people peeking inside their **geladeira** (*zheh-lah-day-rah*) (*refrigerator*) to see what ingredients they have to work with. If a maid doesn't cook the family meals, a Brazilian home cook often starts with **água**, **sal** (*sah-oo-ah*) (*salt*), **cebola** (*seh-boh-lah*) (*onion*), and **alho** (*ahl-yoh*) (*garlic*).

Brazilian **jantar** is typically a lighter meal than **almoço**. **Salada**, **sopa** (*soh-pah*) (*soup*), and **massas** (*mah-sahs*) (*pasta*) are popular options, as is heating up leftovers from **almoço**.

Stepping into a kitchen in most parts of Brazil, you may smell the scent of **sopa** made with some common Brazilian ingredients: **chouriço** (*choh-ree-sooh*) (*spicy Portuguese sausage*), **couve** (*koo-*

vay) (*kale or collard greens*), **batatas** (*bah-tah-tahs*) (*potatoes*), and **coentro** (*koh-en-troh*) (*cilantro*).

Regionally, dinner dishes vary. In the northeast of the country, for example, where **peixe** (*pay-shee*) (*fish*) is very popular, you're sure to find a woman any night of the week cooking up a **moqueca** (*moh-keh-kah*) (*seafood stew*) that includes **azeite de dendê** (*ah-zay-chee jee den-deh*) (*palm oil*; a very strong taste that isn't for those with a weak stomach), **tomate** (*toh-mah-chee*) (*tomato*), **cebola**, and slow-cooked **peixe**.

In **São Paulo**, you'd surely smell the flavors of Japanese, Korean, and Italian cuisine in many home kitchens, reflecting the sizeable immigrant groups that have settled there.



All over Brazil, you'd hear the sound of the latest Brazilian **novela** (*noh-veh-lah*) (*soap opera*) on the television at dinnertime! The Brazilian **novela** industry is huge and produces very high quality shows that are exported all over the world.

Here are some other dishes common to most parts of Brazil when it comes to **jantar** staples:

- ✓ **carne grelhada** (*kah-nee grel-yah-dah*) (*grilled meat*)
- ✓ **macarrão ao molho de tomate** (*mah-kah-hah-oooh ah-oooh mol-yoh jee toh-mah-chee*) (*spaghetti with tomato sauce*)
- ✓ **arroz e feijão** (*ah-hohz ee fay-zhow*) (*rice and beans*)
- ✓ **puré de batata** (*puh-ray jee bah-tah-tah*) (*mashed potatoes*)

Use these words to express basic cooking techniques:

- ✓ **assar** (*ah-sah*) (*to bake*)
- ✓ **cortar** (*kohr-tah*) (*to cut*)

✓ **ferver** (fehr-ver) (*to boil*)

✓ **fritar** (free-tahr) (*to fry*)

✓ **picar** (pee-kah) (*to dice*)

Here's how to talk about standard **utensílios de cozinha** (ooh-ten-see-lee-ooz jee koh-zeen-yah) (*kitchen utensils*):

✓ **faca** (fah-kah) (*knife*)

✓ **forno** (fohr-noh) (*oven*)

✓ **frigideira** (free-zhee-day-rah) (*frying pan*)

✓ **medidor** (meh-jee-doh) (*measuring cup*)

✓ **microondas** (mee-krohn-dahs) (*microwave*)

✓ **panela** (pah-neh-lah) (*pot*)

✓ **ralador** (hah-lah-doh) (*grater*)

✓ **tábua de cortar** (tah-boo-ah jee kohr-tah) (*cutting board*)

✓ **tesoura** (teh-zoh-rahs) (*scissors*)

Before you take a seat at the **mesa** (meh-zah) (*table*), here are the Portuguese words for place-setting items in case you need to ask for any of them:

✓ **garfo** (gah-foh) (*fork*)

✓ **faca** (fah-kah) (*knife*)

✓ **colher** (kool-yeh) (*spoon*)

✓ **prato** (prah-toh) (*plate*)

✓ **prato fundo** (prah-toh foon-doh) (*bowl*)

✓ **copo** (koh-poo) (*cup/glass*)

✓ **copo de vinho** (*koh-poo jee veen-yoh*) (*glass of wine*)

✓ **guardanapo** (*gwah-dah-nah-poh*) (*napkin*)

Cleaning House

In most middle- and upper-class households in Brazil, people pay a **faxineira** (*fah-shee-nay-rah*) (*cleaning woman*) to **limpar** (*leem-pah*) (*clean*) the house once a week. (For more on this topic, see the earlier sidebar “[Faixineiras, or ‘cleaning ladies,’ in Brazil.](#)”) Some tools that a **faxineira** uses are an **aspirador** (*ah-spee-rah-doh*) (*vacuum cleaner*), **esponja** (*es-pohn-zhah*) (*sponge*), **pano** (*pah-noh*) (*rag*), **esfregão** (*es-freh-gah-oooh*) (*mop*), and a **balde** (*bah-oooh-jee*) (*bucket*).

The **faxineira** typically **limpa** these parts of a home or apartment:

✓ **janelas** (*zhah-neh-lahs*) (*windows*)

✓ **espelhos** (*eh-spel-yohs*) (*mirrors*)

✓ **portas** (*poh-tahs*) (*doors*)

✓ **lixeiros** (*lee-shay-rahhs*) (*garbage cans*)

✓ **azulejos** (*ah-zoo-lay-zhohs*) (*tiles in a tiled floor*)

✓ **paredes** (*pah-reh-jeez*) (*walls*)

✓ **geladeira** (*zheh-lah-day-rah*) (*refrigerator*)

A **faxineira** also tends to **lavar louças** (*lah-vah loh-sahs*) (*wash the dishes*); **fazer a cama** (*fah-zeh ah kah-mah*) (*make the bed*); and scrub the **banheira** (*bahn-yeh-rah*) (*bathtub*), **pia** (*pee-ah*) (*sink*), and **vaso** (*vah-soh*) (*toilet*) in the **banheiro** (*bahn-yay-roh*) (*bathroom*).

She may also **passar roupa** (*pah-sah hoh-pah*) (*iron clothing*), **lavar**

roupas (lah-vah hoh-pahs) (*wash clothes*), and **cozinhar** (koh-zeen-yah) (*cook*), but typically only if the client pays a bit extra for these **serviços** (seh-vee-soos) (*services*).



For people in the middle class and up, Brazilian apartments have a **máquina de lavar** (mah-kee-nah jee lah-vah) (*washing machine*) for clothing but not for dishes. There's always a big sink in the service area where clothes can be washed by hand.

Making a Phone Call

Besides **cozinhar e dormir** (koh-zeen-yah ee doh-meeh) (*cooking and sleeping*), another common thing to do at home is **falar por telephone** (fah-lah poh teh-leh-foh-nee) (*talk on the phone*).

Making phone calls in a different language can be intimidating, but **você está com sorte!** (voh-seh eh-stah kohng soh-chee!) (*you're in luck!*) You've picked a great learners' language; I'll tell you why I think so.

First, most Brazilians tend to talk **devagar** (deh-vah-gah) (*slowly*), or at least at a reasonable pace, and clearly enunciate their syllables. They're also used to talking with **estrangeiros** (ehs-trahn-zhay-rohz) (*foreigners*). Most locals slow their speech automatically when talking with someone who's not fluent in Portuguese. But best of all, Brazilians typically *love* foreigners and are **contentes** (kohn-ten-cheez) (*happy*) to talk to you.

So go native: Relax. **Fique tranquilo** (fee-kee trahn-kwee-loh) (*Don't worry*). Here's what you say to answer the phone:

✓ **Alô?** (ah-loh?) (*Hello?*) (formal)

✓ **Sim?** (sing?) (*Yes?*)

✓ **Oi.** (oy-ee.) (*Hi.*) (informal)

Before you hang up the phone, use these words to say goodbye:

✓ **Tchau.** (chow.) (*Bye. Literally: Ciao, like in Italian*)

✓ **Até logo.** (ah-teh loh-goo.) (*Bye; Literally: Until soon.*)

✓ **Até mais.** (ah-teh mah-eez.) (*Bye; Literally: Until more.*)

✓ **Até amanhã.** (ah-teh ah-mahn-yah.) (*Talk to/See you tomorrow; Literally: Until tomorrow.*)



Brazilians are very social people, so talking on the phone comes naturally to them. The **telefone** (teh-leh-foh-nee) (*telephone*) itself even holds an important place in Brazilian history. The very first samba tune ever recorded was titled “**Pelo Telefone**” (peh-loo teh-leh-foh-nee) (“*On the Phone*”) (Rio, 1917).

This section gives you the basics of navigating Brazil’s telephone system and following Brazilian phone etiquette.



Not only are Brazilians intensely social but they’re also very **carinhosos** (kah-reen-yoh-zooz) (*affectionate*). When a **chamada** (shah-mah-dah) (*phone call*) ends between two female friends, a male and a female friend, or two family members, Brazilians often say **Um beijo** (oong bay-zhoh) (*A kiss*), or, if the call is between two men, **Um abraço** (oong ah-brah-soo) (*A hug*).

Calling inside or outside Brazil

In Brazil, most phone numbers have either seven or eight digits and a two-digit prefix for the **cidade** (see-dah-jee) (*city*) or a **código regional** (koh-jee-goo heh-jee-oh-nah-oo) (*regional code*), which often has a zero in front. The phone number of a famous hotel in Rio called Copacabana Palace, for example, looks like this: (021) 2548-7070. The **código internacional** (koh-jee-goh een-teh-nah-see-oh-nah-oo) (*international calling code*) for Brazil is 55, so the phone number for Copacabana Palace is (55-21) 2548-7070 when the caller is located outside Brazil.

■

Try out these useful phrases when talking about the phone in Portuguese:

- ✓ **atender o telefone** (ah-ten-deh ooh teh-leh-foh-nee) (*to answer the phone*)
- ✓ **deixar um recado** (day-shah oong heh-kah-doh) (*to leave a voice-mail message*)
- ✓ **está correto** (ehs-tah koh-heh-toh) (*it's correct*)
- ✓ **está errado** (ehs-tah eh-hah-doh) (*it's wrong*)
- ✓ **dar um telefonema** (dah oong teh-leh-foh-neh-mah) (*to make a phone call*)
- ✓ **ligar para alguém** (lee-gah pah-rah ah-oo-gang) (*to call someone*)
- ✓ **número do telefone** (noo-meh-roh doo teh-leh-foh-nee) (*phone number*)
- ✓ **uma cabine telefônica** (ooh-mah kah-bee-neh teh-leh-foh-nee-kah) (*public phone booth*), also known as **orelhão** (or-el-yah-oo) (*phone booth*; Literally: *big ear* because of the way the booths are shaped).



Patricia (pah-*tree*-see-ah) is calling a hotel near Ipanema beach in Rio. She wants to meet up with her friend **Roberta** (hoh-*beh*-tah). (Track 9)

Operator:

Bom dia. Hotel do Sol Ipanema.

boh-oong *jee*-ah. oh-*teh*-ooh doo *soh*-ooh eeh-pah-*neh*-mah.

Good morning. Sun Hotel, Ipanema.

Patricia:

Bom dia. Poderia falar com a Roberta Fernandes, quarto número sete oito três, por gentileza?

boh-oong *jee*-ah. poh-deh-*ree*-ah fah-*lah* koh-oong ah hoh-*beh*-tah feh-*nahn*-jeez, kwah-toh *noo*-meh-roh seh-chee oh-ee-toh *trehz*, poh zhehn-chee-*leh*-zah?

Good morning. Could you connect me with Roberta Fernandes, room number 783, please?

Operator:

Quem está falando?

kang *es*-tah fah-*lahn*-doh?

Who's this calling?

Patricia:

É Patricia Assunção.

eh pah-*tree*-see-ah ah-soong-*sah*-ooh.

This is Patricia Assunção.

Operator:

Só um momento, por favor.

soh oong moh-*men*-toh, poh-fah-*voh*.

Just a moment, please.

Words to Know

Poderia falar com ...	poh-deh- <u>ree</u> -ah fah- <u>lah</u> koh-oong ...	Could you connect me with ...
por gentileza	poh zhehn-chee- <u>leh</u> -zah	please (formal)
por favor	poh fah- <u>voh</u>	please (informal)
Quem está falando?	kang es- <u>tah</u> fah- <u>lahn</u> -doh?	Who's this calling?
É ...	eh ...	It's ... (name)
Só um momento.	soh oong moh- <u>men</u> -toh.	Just a moment.

Connecting with the calling verb: *Ligar*

In this section, you get to know the verb **ligar** (lee-gah) (*to call*). It's a great **-ar** verb you can use to practice verb conjugation because **-ar** verbs are a piece of cake (see [Chapter 2](#)).

Ligar is almost always packaged with **para** — as in **ligar para** (lee-gah pah-rah) (*to call*) someone or someplace. To use this expression, use **ligar para** plus the name of the person or place.

First, here are the conjugations of **ligar**.

<i>Conjugation</i>	<i>Pronunciation</i>
eu ligo	eh-oooh lee-goh
você liga	voh-seh lee-gah
ele/ela liga	eh-lee/eh-lah lee-gah
nós ligamos	nohz lee-gah-mohz

eles/elas ligam *eh-leez/eh-lahz lee-gah-oooh*vocês ligam *voh-sehz lee-gah-oooh*

Practice these example sentences that use **ligar**:

Ligo para os Estados Unidos todos os dias. (*lee-goh pah-rah ooz eh-stah-dooz ooh-nee-dohz toh-dooz ooz jee-ahz.*) (*I call the U.S. every day.*)

Ela liga para o namorado dela cinco vezes por dia. (*eh-lah lee-gah pah-rah ooh nah-moh-rah-doh deh-lah seen-koh veh-zeez poh jee-ah.*) (*She calls her boyfriend five times a day.*)

Você liga para a sua mãe muito? (*voh-sehz lee-gah pah-rah ah soo-ah mah-ee moh-ee-toh?*) (*Do you call your mom often?*)



The expression **ligar para** has a colloquial meaning, *to pay attention to* someone or something. For example, **Eu não ligo para o futebol** (*eh-oooh nah-oooh lee-goh pah-rah ooh foo-chee-bah-oooh*) translates to *I don't care about soccer*.

The verb **ligar** also means *to plug in* something: **Liga o computador, por favor.** (*lee-gah ooh kohm-poo-tah-doh, poh-fah-voh.*) (*Plug in the computer, please.*) Similarly, **desligar** means *to unplug* or *to turn off* something: **Desliga a tevê!** (*des-lee-gah ah teh-veh!*) (*Turn off the TV!*)



Se liga (see *lee-gah*) is another popular slang expression that uses the verb **ligar**. It means *Get with it* or *Wake up to the facts*. Someone obsessed with celebrity gossip may say, “You don’t know about that [insert name of new hot nightclub]?” **Se liga!**

Dealing with verbal mush

The first phone **conversa** (kohn-veh-sah) (*conversation*) in any new language is tough. You can't see the person's face or body language as she's talking. You feel **nervoso** (neh-voh-zoo) (*nervous*) that you're taking up her valuable time. The connection may be bad. Her **palavras** (pah-lahv-rahz) (*words*) come out sounding like mush.

The Brazilian **sotaque** (soh-tah-kee) (*accent*) is particularly unfamiliar-sounding in the beginning. Though natives tend to speak slowly, the abundance of nasal vowels throws off even people with a good knowledge of Portuguese words and grammar. All the talking through the **nariz** (nah-reez) (*nose*) sometimes causes people to mistake Brazilian Portuguese for **russo** (ooh hoo-soh) (*Russian*) or **francês** (frahn-say-ees) (*French*)!

On top of all the different vowels, you also experience the difficulty encountered by people listening to any new language: Where do the words **começam** (koh-meh-sah-oooh) (*begin*) and **acabam** (ah-kah-bah-oooh) (*end*)? At first, words sound like they're all strung together, with no breaks. And on the phone, distinguishing words is especially tough.

Be easy on yourself for the first few days you're in Brazil (if you're one of the lucky ones with plans to visit) or when you first begin to communicate in Portuguese with a Brazilian. Watch Brazilian **televisão** (teh-leh-vee-zah-oooh) (*TV*) stations while you're getting ready to go out, and pay attention to people speaking around you. Soak up the sounds of the language. Pay attention to body language, which often provides useful clues about the content of what a person's saying.

Slowly, you can begin to recognize repeated **sons** (soh-oongz) (*sounds*) and repeated words. With a little effort on the listening end, you may be surprised by how many words you recognize with ease

after just **uma semana** (oo^h-mah seh-mah-nah) (*one week*). Then talking on the phone won't be so hard.



Se você não entende (see voh-seh nah-oooh en-ten-jee) (*if you don't understand*) what the person on the other end of the line is saying, try asking whether she speaks English. Say **Fala inglês?** (fah-lah eeng-glehz?) (*Do you speak English?*)

I remember hearing the word **teatro** (chee-ah-troh) (*theater*) for the first time. I had seen the word written on paper **muitas vezes** (moo-ee-tahz veh-zeez) (*many times*), and it seemed like one of the easier words to **aprender** (ah-pren-deh) (*learn*) — it's not so different from the English word. Yet my friend repeated the word probably four times, and I still didn't get it! She then translated to English, and I felt a little **envergonhada** (en-veh-gohn-yah-dah) (*embarrassed*). But it was worth it; I was able to recognize the word the very next time I heard it.

Talkin' the Talk

¶

Flavia (flah-vee-ah) tries to call her co-worker **Carlos** (kah-looz) about a work project. The phone line is bad, and the conversation turns to mush.

Flavia:

Olá, Carlos, por favor?

oh-lah, kah-looz, poh fah-voh.

Hello, Carlos, please.

Voice on other side:

Krnha estrn galades. (Unintelligible.)

Flavia:

Poderia falar um pouco mais devagar, por favor?

poh-deh-ree-ah fah-lah oong poh-koh mah-eez deh-vah-gah, poh fah-voh?

Can you speak a little slower, please?

Voice on other side:

www.Ebook777.com

Flavia:

Não estou te escutando. Está ruim a linha.

nah-oooh es-toh chee es-koo-tahn-doh. es-tah hoo-ing ah leen-yah.

I can't hear you. The connection is bad.

Voice on other side:

No momento, não se encontra.

noh moh-men-toh, nah-oooh see en-kohn-trah.

He's not here right now.

Flavia:

Ligo mais tarde, obrigada.

lee-goh mah-eez tah-jee, oh-bree-gah-dah.

I'll call later, thanks.

Words to Know

não se encontra	<u>nah-oooh see</u> <u>en-kohn-trah</u>	he/she isn't here (formal)
não está	<u>nah-oooh eh-stah</u>	he/she isn't here (informal)
a linha	ah <u>leen-yah</u>	the phone line
devagar	<u>deh-vah-gah</u>	slowly
mais tarde	<u>mah-eez tah-jee</u>	later
no momento	noh moh- <u>men-toh</u>	right now (formal)



If you want to say *right now* and you're not talking on the phone, you can say **agora mesmo** (ah-goh-rah mez-moh) (*right now*). **No momento** is frequently used on the phone with strangers because it sounds more formal.

Being a Gracious Guest

Brazilians are social, generous people, so you may find yourself at one of their homes — whether you're in Brazil or London, Miami, or Mexico City — to attend a **feira** (*fes-tah*) (party) or **jantar** (*zhahn-tah*) (*dinner*). Brazilians love to **convidar** (*kohn-vee-dah*) (*invite*) guests to their living spaces!

When you enter the home of a Brazilian, he's likely to say this very common phrase of hospitality: **Fique à vontade** (*fee-kee ah vohn-tah-jee*) (*Make yourself comfortable*). To which you can say **Muito obrigado/a** (*moh-ee-toh oh-bree-gah-doo/dah*) (*Thank you very much*).

Then you may want to add one of the following phrases:

- ✔ **Que casa linda!** (*kee kah-zah leen-dah!*) (*What a beautiful home!*)
- ✔ **Adoro a sua casa!** (*ah-doh-roo ah soo-ah kah-zah!*) (*I love your home!*)
- ✔ **Você é muito gentil.** (*voh-seh eh moh-ee-toh zhang-chee-oo.*) (*You are very kind.*)



Fun & Games

Name the rooms of the house that are illustrated in the following drawing.



Illustration by Elizabeth Kurtzman

- A. _____
- B. _____
- C. _____
- D. _____
- E. _____

Find the answers in [Appendix D](#).

Part II

Portuguese in Action

The 5th Wave

Free ebooks ==> www.Ebook777.com

By Rich Tennant

©RICH TENNANT



"I'm so proud of Ted. He ordered our entire meal in Portuguese, and everything came out perfect – from the sushi appetizers to the noodle and won-ton soup with shrimp tempura."

In this part . . .

Here, you can begin to really put Brazilian Portuguese to use. Instead of focusing on grammar points and philosophizing about why the language is structured the way it is, these chapters get you into the thick of it. I show you how the language works instead of telling you how it works. This part highlights how to talk to your new Brazilian friends, order at a Brazilian restaurant, and go shopping. This is also where you can find out how to make plans, talk about business, and discuss the great outdoors with your Brazilian friends.

Chapter 6

Getting to Know You: Small Talk

In This Chapter

- ▶ Asking about home
- ▶ Talking about family
- ▶ Getting possessive
- ▶ Using simple question words and phrases
- ▶ Giving out your contact info

When you're learning a language, talking to people — even about the most basic things — can be a little stressful. But if you think about it, the first few minutes of talking to anybody new usually involves the same old questions. This chapter covers the questions that Portuguese speakers are most likely to ask you as well as how to answer and what questions you'll probably want to ask them!

Where Are You From?

The first question you're likely to be asked in Brazil is **De onde você é?** (jee ohng-jee voh-seh eh?) (*Where are you from?*). Brazilians are very proud that people from all over the **mundo** (moon-doh) (*world*) come to visit their country. They're always curious to imagine how

Free ebooks => www.Ebook777.com
longe (*lohn-zhee*) (*far*) you came. They may also ask **De que país você é?** (*jee kee pah-eez voh-seh eh?*) (*Which country are you from?*).

Here's how you can answer:

Eu sou inglês. (*eh-oooh soh eeng-gleh-z.*) (*I'm English.*)

Eu sou da Inglaterra. (*eh-oooh soh dah eeng-glah-teh-hah.*) (*I'm from England.*)

Here are Portuguese words for some countries and nationalities that you may find useful:

- ✓ **alemão/alemã** (*ah-leh-mah-oooh/ah-leh-mah*) (*German; male/female*)
- ✓ **Alemanha** (*ah-leh-mahn-yah*) (*Germany*)
- ✓ **americano/americana** (*ah-meh-ree-kahn-oh/ah-meh-ree-kahn-ah*) (*American; male/female*)
- ✓ **Estados Unidos** (*ehs-tah-dooz ooh-nee-dooz*) (*United States*)
- ✓ **australiano/australiana** (*ah-oo-strah-lee-ah-noh/ah-oo-strah-lee-ah-nah*) (*Australian; male/female*)
- ✓ **Austrália** (*ah-oo-strah-lee-ah*) (*Australia*)
- ✓ **canadense** (*kah-nah-den-see*) (*Canadian; male or female*)
- ✓ **Canadá** (*kah-nah-dah*) (*Canada*)
- ✓ **chinês/chinesa** (*shee-nez/shee-neh-zah*) (*Chinese; male/female*)
- ✓ **China** (*shee-nah*) (*China*)
- ✓ **francês/francesa** (*frahn-sehz/frahn-seh-zah*) (*French; male/female*)
- ✓ **França** (*frahn-sah*) (*France*)
- ✓ **inglês/inglesa** (*eeng-gleh-z/eeng-gleh-zah*) (*English; male/female*)

✓ **Inglaterra** (eeng-glah-teh-hah) (*England*)

✓ **japonês/japonesa** (zhah-poh-nehs/zhah-poh-nehz-ah) (*Japanese*; male/female)

✓ **Japão** (zhah-pah-oooh) (*Japan*)



Don't be surprised if a Brazilian from a touristy place like Rio responds **Eu sabia** (eh-oooh sah-bee-ah) (*I knew it*) when you say which country you're from. With so many tourists around, Brazilians get plenty of practice at pinpointing nationalities.

Did you notice that in Portuguese, the first letter of nationalities isn't capitalized? In English, people write *American* with a capital *A*. In Portuguese, it's **americano**. Oh, and while I'm talking about Americans, be aware that a few Brazilians get offended by the term **americano**. They say, "We're Americans too!" These folks prefer the term **norte-americano** (noh-chee ah-meh-ree-kah-noh) to describe someone from the United States. If you're Canadian though, stick with **canadense**, because Brazilians use **norte-americano** to refer to people from the United States.

Brazilians often tell you where they're from by using the nickname for people from their city or state. Here are the most common ones:

✓ **bahiano/a** (bah-ee-ah-noh/bah-ee-ah-nah) (someone from Bahia state)

✓ **carioca** (kah-ree-oh-kah) (someone from the city of Rio; male or female)

✓ **gaúcho/a** (gah-oooh-shoh/gah-oooh-shah) (someone from Rio Grande do Sul state)

✓ **mineiro/a** (mee-nay-roh/mee-nay-rah) (someone from Minas

Gerais state)

- ✓ **paulista** (pow-lee-stah) (someone from São Paulo state; male or female)
- ✓ **paulistano/a** (pow-lee-stahn-oh/pow-lee-stahn-ah) (someone from the city of São Paulo)

After telling you where they're from, Brazilians often try to tell you that their part of Brazil is the best. Their food and beaches are the best. And of course, the people are the coolest where they're from.

The truth is, Brazilians are **legal** (lay-gow) (*cool*) and **simpáticos** (seem-pah-chee-koos) (*nice*) in all parts of the country. But **mineiros** take the cake for being the nicest. They even have a reputation among Brazilians as being particularly nice. The common phrase is **Mineiros, gente boa** (mee-nay-rohz, *zhang-chee boh-ah*) (*people from Minas state are really nice, cool people*; Literally: *Mineiros, good people*).

Talkin' the Talk



Juliana (zhoo-lee-ah-nah) is a waitress at a **churrascaria** (shoo-hahs-kah-ree-ah) (*Brazilian barbeque restaurant*) in Rio Grande do Sul state, where **churrasco** (shoo-hah-skoh) (*all-you-can-eat grilled cuts of meat, fish, chicken, and an extensive side-dish buffet*) originates. Samir, from Ohio, just sat down. (Track 10)

Juliana:

Tudo bem? De onde você é?

too-doh bang? jee ohn-jee voh-seh eh?

How are you? Where are you from?

Samir:

Sou americano.

soh ah-meh-ree-kahn-oh.

I'm American.

Juliana:

De que lugar?

jee kee loo-gah?
From whereabouts?

Samir:

De Ohio. E você, é daqui?

jee oh-hah-ee-oh. ee voh-seh, eh dah-kee?
From Ohio. And you, are you from here?

Juliana:

Sim, sou gaúcha. De onde vem?

sing, soh gah-oooh-shah. jee ohn-jee vang?
Yes, I'm Gaucha (from Rio Grande do Sul state). Where are you coming from?

Samir:

Do Rio. Vou passar uma semana aqui no Rio Grande do Sul.

doo hee-oooh. voh pah-sah ooh-mah seh-mah-nah ah-kee noh hee-oooh grahn-jee
doo soo.
From Rio. I'm going to stay here in Rio Grande do Sul for a week.

Juliana:

Ótimo. Está gostando do Brasil?

ah-chee-moh. eh-stah goh-stahn-doh dooh brah-zee-oooh?
Great. Are you liking Brazil?

Samir:

Claro! Estou adorando esse país.

klah-roh! es-toh ah-doh-rahn-doh eh-see pah-eez.
Of course! I'm loving this country.

Words to Know

De que lugar?	jee <u>kee</u> loo-gah?	From whereabouts?
De onde vem?	jee <u>ohn</u> -jee <u>vang</u> ?	Which part of Brazil have you just been to?
Está gostando do Brasil?	eh- <u>stah</u> gohs-tahn-doh dooh brah- <u>zee</u> -ooh?	Are you liking Brazil?
Estou adorando esse país.	ehs- <u>toh</u> ah-doh-rahn-doh eh-see pah- <u>eez</u> .	I'm loving this country.

Figuring Out Family Connections

Brazilian families are very tight-knit; they tend to live in the same cities as their **pais** (*pah-eez*) (*parents*) and **irmãos** (*ee-mah-ooz*) (*siblings/brothers and sisters*) and see each other at least once a week.



Brazilians like to ask new friends how many siblings they have and where their **mãe** (*mah-ee*) (*mom*) and **pai** (*pah-ee*) (*dad*) live, right off the bat. This practice is different from some countries, where asking about **famíliares** (*fah-mee-lee-ah-reez*) (*family members*) can seem too intimate — or even too boring — for the first few minutes of a conversation.

Take a look at [Table 6-1](#) for some words to express family **relações** (*heh-lah-soh-eez*) (*relationships*).

Table 6-1 Relatives

<i>Portuguese Word</i>	<i>Pronunciation</i>	<i>English Word</i>
irmão	ee-mah-oooh	brother
irmã	ee-mah	sister
primo	pree-moh	male cousin
prima	pree-mah	female cousin
primos	pree-mooz	cousins
avô	ah-voh	grandfather
avó	ah-vah	grandmother
avós	ah-vohz	grandparents
filho	feel-yoo	son
filha	feel-yah	daughter
filhos	feel-yooz	children
marido	mah-ree-doh	husband
mulher	mool-yeh	wife
neto	neh-toh	grandson
neta	neh-tah	granddaughter



In Brazil, street kids often call any adult **tia** (*chee-ah*) (*aunt*) or **tio** (*chee-oooh*) (*uncle*), especially when they're asking for money or help. If you find yourself in this situation, it's okay to give the child a small amount of money. Otherwise, just say, **Agora não** (*ah-goh-rah nah-oooh*) (*I can't*).

Using Possessives: “My . . .”

In Portuguese, it's easy to identify whether the sister you're talking

about is **a sua irmã** (*ah soo-ah ee-mah*) (*your sister*), **a irmã do seu amigo** (*ah ee-mah doo seh-oooh ah-mee-goo*) (*your friend's sister*), or **a irmã dela** (*ah ee-mah deh-lah*) (*her sister*).

The **exemplos** (*eh-zem-plooz*) (*examples*) in [Table 6-2](#) use family relationships to **mostrar** (*moh-strah*) (*show*) how to say *my*, *your*, *his*, *her*, and *their* in Portuguese. But these **palavras** (*pah-lahv-rahz*) (*words*) come up in tons of situations that have nothing to do with family, **é claro** (*eh klah-roh*) (*of course*).

Possessives come up in conversation all the time. You may want to use such phrases as **a minha ideia** (*ah ming-yah ee-day-ah*) (*my idea*), **os meus amigos** (*ooz meh-ooz ah-mee-gooz*) (*my friends*), **a sua profissão** (*ah soo-ah proh-fee-sah-oooh*) (*your profession*), **o apartamento dela** (*oooh ah-pah-tah-men-toh deh-lah*) (*her apartment*), or **os preços da loja** (*ooz preh-sooz dah loh-zhah*) (*the store's prices*).

To express *my* plus the *type of relative*, say the phrases in [Table 6-2](#).

Table 6-2		Phrases That Mean "My"	
Phrase	Pronunciation	Type of Relative	Example
a minha	ah <i>ming-ya</i>	one female	a minha irmã (<i>my sister</i>)
o meu	oooh <i>meh-oo</i>	one male	o meu irmão (<i>my brother</i>)
as minhas	ahz <i>ming-yahs</i>	multiple females	as minhas irmãs (<i>my sisters</i>)
os meus	ooohz <i>meh-ooz</i>	multiple males or males and females	os meus irmãos (<i>my brothers</i>)

To express *your* plus the *type of relative* use the phrases in [Table 6-3](#).

Table 6-3

Phrases That Mean "Your"

<i>Phrase</i>	<i>Pronunciation</i>	<i>Type of Relative</i>	<i>Example</i>
a sua	ah <i>soo</i> -ah	one female	a sua irmã (<i>your sister</i>)
o seu	ooh <i>seh</i> -oo	one male	o seu irmão (<i>your brother</i>)
as suas	ahz <i>soo</i> -ahz	multiple females	as suas irmãs (<i>your sisters</i>)
os seus	oohz <i>seh</i> -ooz	multiple males	os seus irmãos (<i>your brothers</i>)

To express *our*, say the phrases in [Table 6-4](#).

Table 6-4

Phrases That Mean "Our"

<i>Phrase</i>	<i>Pronunciation</i>	<i>Type of Relative</i>	<i>Example</i>
a nossa	ah <i>noh</i> -sah	one female	a nossa irmã (<i>our sister</i>)
o nosso	ooh <i>noh</i> -soo	one male	o nosso irmão (<i>our brother</i>)
as nossas	ahz <i>noh</i> -sahz	multiple females	as nossas irmãs (<i>our sisters</i>)
os nossos	oohz <i>noh</i> -sooz	multiple males	os nossos irmãos (<i>our brothers</i>)

To express *his*, *her*, or *their* instead of *my*, *your*, or *our*, use the phrases in [Table 6-5](#). In these cases, Brazilians reverse the order of *who* has *what*. Instead of mentioning the owner first and then what's theirs, as in *my notebook* and *our house*, the owned thing is mentioned before the owner in Portuguese.

For example, with **os nossos irmãos** (*oohz noh-sooz ee-mah-ooz*), the literal translation is *our brothers*. *Our* comes first, then *brothers* — just like in English. But if you want to talk about *Tatiana's brother*, the correct translation is **o irmão da Tatiana** (*oo ee-mah-ooh dah tah-chee-ah-nah*) (*the brother of Tatiana*). Say first what the owner owns,

and then name the owner. Another example of this format is **as casas deles** (*ahz kah-zahz deh-leez*) (*their houses*).

Sometimes, the owner isn't a person but rather a thing or even a place: **os resultados financeiros da empresa** (*ooz heh-zool-tah-dooz fee-nahn-say-rooz dah em-preh-zah*) (*the company's financial results*) or **as praias do Rio** (*ahz prah-ee-ahz doo hee-oooh*) (*Rio's beaches*).

In English, you can technically say *the beaches of Rio* as well as *Rio's beaches*; but in Portuguese, you can only say *the beaches of Rio*. But if you make a mistake in the word order, a Brazilian will still most likely understand you, so don't sweat it.

The word **de** (*of*) in Portuguese often gets attached to the next word in what people sometimes call a contraction. In the case of *his* and *hers*, Brazilians say **dela** instead of **de ela**, **dele** instead of **de ele**, and so on. It's sort of fun to pronounce! Try it.

Table 6-5 Phrases that Mean "s," "Her," "His," and "Their"

Phrase	Pronunciation	Translation	Example
de (name)	jee	(name)'s (Literally: of [name])	irmã de José (<i>José's sister</i> ; Literally: <i>sister of José</i>)
dela	deh-lah	her (Literally: of her)	irmã dela (<i>her sister</i> ; Literally: <i>sister of her</i>)
dele	deh-lee	his (Literally: of him)	irmã dele (<i>his sister</i> ; Literally: <i>sister of him</i>)
deles	deh-leez	their (Literally: of them)	irmã deles (<i>their sister</i> ; Literally: <i>sister of them</i>)

To express *It's mine*, say **É meu** (*eh meh-oooh*) while pointing to the item. To say *It's yours*, use **É seu** (*eh seh-oooh*). *It's ours* is **É nosso** (*eh noh-soo*).

In a general context — not only when you're talking about relatives — if you want to specify *what* exactly is *whose*, change the **meu**, **seu**, or

nosso to match the item. Is it masculine or feminine? Singular or plural? Check out [Table 6-6](#) for possibilities of combinations for talking about *my* things, *your* things, and *our* things.

Meaning	Singular Masculine Object	Singular Feminine Object	Plural Masculine Object	Plural Feminine Object
<i>my</i>	o meu (ooh meh-oooh)	a minha (ah ming-yah)	os meus (ooz meh-ooz)	as minhas (ahz ming-yahz)
<i>your</i>	o seu (ooh seh-oooh)	a sua (ah soo-ah)	os seus (ooz seh-ooz)	as suas (ahz soo-ahz)
<i>our</i>	o nosso (ooh noh-soo)	a nossa (ah noh-sah)	os nossos (ooz noh-sooz)	as nossas (ahz noh-sahz)

Here are some general example phrases to reinforce how to use possessives in Portuguese. Notice again how the noun — the thing you’re talking about — goes after *my*, *our*, and *your* but before *his*, *hers*, or *theirs*:

- ✔ **o cabelo dela** (ooh kah-beh-looh deh-lah) (*her hair*)
- ✔ **os carros deles** (ooz kah-hohz deh-leez) (*their cars*)
- ✔ **o livro dele** (ooh leev-roh deh-lee) (*his book*)
- ✔ **o meu telefone** (ooh may-oooh teh-leh-foh-nee) (*my phone*)
- ✔ **a minha casa** (ah ming-yah kah-zah) (*my house*)
- ✔ **os nossos planos** (ooz noh-sooz plah-nooz) (*our plans*)
- ✔ **o seu relógio** (ooh seh-oooh heh-loh-zhee-oooh) (*your watch*)

Knowing Who, What, and Where

If you're visiting Brazil, you may want to ask locals about the best events and beaches around. You'll want to know things like **onde** (*ohn-jee*) (*where*), **quando** (*kwahn-doh*) (*when*), and **quanto** (*kwahn-toh*) (*how much*).

Here are some other basic words to help you get information:

- ✓ **como?** (*koh-moo?*) (*how?*)
- ✓ **o que?** (*ooh kee?*) (*what?*)
- ✓ **por quê?** (*poo-keh?*) (*why?*)
- ✓ **qual?** (*kwah-oo?*) (*which?*)
- ✓ **quem?** (*kang?*) (*who?*)

The following examples demonstrate how to use these words:

O que é isso? (*ooh kee eh ee-soh?*) (*What is that?*)

Onde fica a praia? (*ohn-jee fee-kah ah prah-ee-ah?*) (*Where is the beach?*)

Quando é o show? (*kwahn-doh eh ooh show?*) (*When is the concert?*)

Quem é ele? (*kang eh eh-lee?*) (*Who is he?*)

Por que é assim? (*poh keh eh ah-sing?*) (*Why is it like that?*)

Como é ela? (*koh-moo eh eh-lah?*) (*What is she like?*)

Quanto é? (*kwahn-toh eh?*) (*How much does it cost?*)

Qual carro é o seu? (*kwah-oo kah-hoh eh ooh seh-oo?*) (*Which car is yours?*)



If you want to ask someone what something means, say **O que quer dizer. . . ?** (*ooh keh keh jee-zeh . . . ?*). It literally means

For example, imagine that you're at one of Brazil's millions of drink stands on the street and you see the word **vitamina**. It looks like the word *vitamin* in English, but surely they're not selling vitamins? So you ask **O que quer dizer vitamina?**

Vitamina (vee-tah-mee-nah), by the way, means *milkshake*.

Vitaminas come in more than 20 flavors in Brazil! You'll be glad to know what the word means, because your favorite flavor is just waiting for you to discover it. Find out more about Brazilian drinks in [Chapter 7](#).

Talking in the Past Tense

Not everything happens in the **aqui** (ah-kee) (*here*) and **agora** (ah-goh-rah) (*now*). Sometimes you want to say that you've *already called* the hotel or to ask your friend whether your mom *called you yesterday*. This is stuff that happened in the **passado** (pah-sah-doh) (*past*), so you need to change the verb conjugation.

For **-ar** verbs, just take off the **-ar** and add the endings shown in the following table to make the verb past tense.

<i>Subject Pronoun</i>	<i>Past Tense Verb Ending</i>
eu	-ei
você	-ou
ele/ela	-ou
nós	-amos (same as in present tense)
eles/elas	-aram
vocês	-aram

Specifically, here are the conjugations for the past tense of **ligar**.

<i>Conjugation</i>	<i>Pronunciation</i>
eu liguei	eh-oooh <i>lee-gay</i>
você ligou	voh- <i>seh</i> lee-goh
ele/ela ligou	<i>eh-lee/eh-lah</i> lee-goh
nós ligamos	<i>nohz</i> lee-gah-mohz
eles/elas ligaram	<i>eh-leez/eh-lahz</i> lee-gah-rah-oooh
vocês ligaram	voh- <i>seh</i> z lee-gah-rah-oooh



Don't worry that the **eu** (*I*) form uses the stem **ligu-** even though the others use the simple **lig-** stem. It just means that the verb **ligar** is *irregular* for the **eu** form. But spoken out loud, you can't hear the **u**. So don't sweat it.

Check out some examples of **ligar** in the past tense:

Ligaram para você ontem. (lee-gah-rah-oooh pah-rah voh-*seh* ohn-tang.) (*They called you yesterday.*)

Já liguei para ele. (zhah lee-gay pah-rah *eh-lee*.) (*I already called him.*)

Você não me ligou. (voh-*seh* nah-oooh mee lee-goh.) (*You didn't call me.*)

Now take a peek at some other common **-ar** verbs and examples of their usage in the past tense:

➤ **deixar** (day-*shah*) (*to leave*)

Deixou recado? (day-*shoh* heh-*kah-doh*?) (*Did you leave a message?*)

✓ **encontrar** (ehn-kohn-trah) (to find/to meet)

Finalmente encontrei a rua certa. (fee-nah-oooh-men-chee en-kohn-tray ah hoo-ah seh-tah.) (I finally found the right street.)

✓ **escutar** (eh-skoo-tah) (to listen)

Ela escutou um som estranho. (eh-lah eh-skoo-toh oong sohng eh-strahn-yoh.) (She heard a strange sound.)

✓ **falar** (fah-lah) (to talk/to tell)

Ele me falou que hoje vai ter festa. (eh-lee mee fah-loh kee oh-zhee vah-ee teh feh-stah.) (He told me that there's a party today.)

✓ **fechar** (feh-shah) (to close)

Fecharam a porta. (feh-shah-rah-oooh ah poh-tah.) (They closed the door.)

Browse [Table 6-7](#) for some common time references that signal the past tense and come in handy with everyday conversations.

Table 6-7 Past Tense Time References

<i>Term</i>	<i>Pronunciation</i>	<i>Meaning</i>
ontem	ohn-tang	yesterday
na semana passada	nah seh-mah-nah pah-sah-dah	last week
hoje de manhã	oh-zhee jee mahn-yah	this morning
ontem à noite	ohn-tang ah noh-ee-chee	last night
faz alguns dias	fah-eez ah-oooh goonz jee-ahz	a few days ago
faz vinte minutos	fah-eez veen-chee mee-noo-tohz	20 minutes ago
faz muito tempo	fah-eez moh-ee-toh tem-poh	a long time ago
no ano passado	noh ah-noh pah-sah-doh	last year

An important irregular verb in the past tense is **ir** (ee) (to go). This verb comes in handy when you're talking about where you've been and what you've done.

Here are the conjugations for the past tense of **ir**:

<i>Conjugation</i>	<i>Pronunciation</i>
eu fui	<i>eh-oooh fwee</i>
você foi	<i>voh-seh foh-ee</i>
ele/ela foi	<i>eh-lee/eh-lah foh-ee</i>
nós fomos	<i>nohz foh-mooz</i>
eles/elas foram	<i>eh-leez/eh-lahz foh-rah-oooh</i>
vocês foram	<i>voh-sehz foh-rah-oooh</i>

Here are some phrases that include **ir** in the past tense:

Eu fui para o Brasil em abril. (*eh-oooh fwee pah-rah ooh brah-zee-oooh ang ah-bree-oooh.*) (*I went to Brazil in April.*)

Nós fomos para a praia no domingo. (*nohz foh-mooz pah-rah ah prah-ee-ah noh doh-ming-goh.*) (*We went to the beach on Sunday.*)

Para onde ela foi? (*pah-rah ohn-jee eh-lah foh-ee?*) (*Where did she go?*)

Eles foram jantar num restaurante. (*eh-leez foh-rah-oooh zhahn-tah noong heh-stah-oooh-rah-nee.*) (*They went to have dinner at a restaurant.*)

Talkin' the Talk



Eliana (*eh-lee-ah-nah*) and **Leila** (*lay-lah*) are office co-workers. Leila just got back from a vacation in **Bahia** (*bah-ee-ah*) state. Notice the past-tense uses of the verbs **gostar** (*goh-stah*) (*to like*) and **ir** (*ee*) (*to go*). (Track 11)

Eliana:

Gostou da Bahia?

goh-stoh dah bah-ee-ah?

Did you like Bahia? www.Ebook777.com

Leila:

Sim, gostei muito.

sing, goh-stay moh-ee-too.

Yeah, I liked it a lot.

Eliana:

Aonde você foi?

ah-ohn-jee voh-seh foh-ee?

Where did you go?

Leila:

Nós fomos para Itacaré.

nohz foh-mooz pah-rah ee-tah-kah-reh.

We went to Itacaré.

Eliana:

Eu nunca fui para a Bahia.

eh-oooh noon-kah fwee pah-rah ah bah-ee-ah.

I've never been to Bahia (state).

Leila:

Nunca foi? Vale a pena.

noon-kah foh-ee? vah-lee ah peh-nah.

You've never been? It's worth it.

Eliana:

No ano passado fui para os Lençóis Maranhenses. Que delícia!

noo ah-noh pah-sah-doo fwee pah-rah oohz len-soy-eez mah-rah-oong-yang-seez. kee deh-lee-see-ah!

Last year I went to Lençóis Maranhenses (a sand dune area with pools of water, in Maranhão state). What a treat!

Words to Know

<i>Gostou...?</i>	<i>goh-<u>stoh</u>...?</i>	Did you like...?
<i>gostei</i>	<i>goh-<u>stay</u></i>	I liked
<i>aonde</i>	<i>ah-<u>ohn</u>-jee</i>	to where
<i>além de</i>	<i>ah-<u>lang</u> jee</i>	in addition to/besides
<i>nunca</i>	<i><u>noon</u>-kah</i>	never
<i>Vale a pena.</i>	<i><u>vah</u>-lee ah <u>peh</u>-nah.</i>	It's well worth it.
<i>Que delícia!</i>	<i><u>kee</u> deh-<u>lee</u>-see-ah!</i>	What a treat!

Pulling It Together with Connector Words

As with any language, little connector words, grammatically known as conjunctions and prepositions, pull together main words to make a sentence sound right. You may recognize some of the words in [Table 6-8](#) because some appear many times in this book. These connector words are small but very important.

Table 6-8 Connector Words (Conjunctions and Prepositions)

<i>Term</i>	<i>Pronunciation</i>	<i>Meaning</i>
<i>e</i>	<i>ee</i>	<i>and</i>
<i>além de</i>	<i>ah-lang jee</i>	<i>in addition to</i>
<i>mas</i>	<i>mah-eez</i>	<i>but</i>
<i>para</i>	<i>pah-rah</i>	<i>to/in order to</i>

se	see	<i>if</i>
mesmo se	<i>mez-moh see</i>	<i>even if</i>
embora	<i>em-boh-rah</i>	<i>although</i>
que	kee	<i>that</i>
só que	<i>soh kee</i>	<i>except that</i>
desde	<i>dez-jee</i>	<i>since</i>
porque	<i>poh-keh</i>	<i>because</i>
até	<i>ah-teh</i>	<i>until</i>
com	kohng	<i>with</i>
por	poh	<i>through/by</i>
de	jee	<i>of</i>
sobre	<i>soh-bree</i>	<i>about/on top of</i>

Here are a few phrases that use connectors:

- ✔ **café com leite** (*kah-feh koh-oong lay-chee*) (*coffee with milk*)
- ✔ **desde a primeira vez que eu te vi** (*dez-jee ah pree-may-rah vehz kee eh-oooh chee vee*) (*ever since I first saw you*)
- ✔ **é para você** (*eh pah-rah voh-seh*) (*it's for you*)
- ✔ **Romeu e Julieta** (*hoh-mee-oooh ee zhoo-lee-eh-tah*) (*Romeo and Juliet*)

Three “Save Me!” Phrases

A few months after arriving in Brazil, I was sent as a reporter to cover a business conference. I still didn't understand much of the language and I felt helpless. **De repente** (*deh heh-pen-chee*) (*Suddenly*), a speaker got up to the podium, and I could **compreender** (*kohm-pree-en-deh*) (*understand*) a lot more Portuguese than normal. I wondered

Free ebooks => www.Ebook777.com
whether **talvez** (*tah-oooh vehz*) (*maybe*) the guy was from some region of Brazil that's easier to understand.

It turned out that the guy was American! He spoke Portuguese very well but had an American **sotaque** (*soh-tah-kee*) (*accent*), which made it easier for me to understand his Portuguese. The Brazilian accent is hard to understand at first, and sometimes you'll want to ask the person you're speaking with to **falar mais devagar** (*fah-lah mah-eez deh-vah-gah*, *poh fah-voh*) (*speak more slowly, please*).

When you're feeling frustrated, pull these phrases out of your pocket:

Desculpe, não entendi. (*jees-kool-pee*, *nah-oooh en-ten-jee.*) (*I didn't understand.*)

Oi? (*oh-ee?*) (*What did you say?* [informal])

Poderia repetir por favor? (*poh-deh-ree-ah heh-peh-chee poh fah-voh?*) (*Could you repeat that, please?*)

Sharing Your Contact Information

After your first conversation with some people who speak Portuguese, you may decide you'd like to keep in touch with them. Or they may ask for your contact info first. If you hear, **Qual o seu número de telefone?** (*kwah-oo ooh seh-oo noo-meh-roh jee teh-leh-fohn-ee?*) (*What's your phone number?*), you can respond **O meu número de telefone é . . .** (*ooh meh-oo noo-meh-roh jee teh-leh-foh-nee eh . . .*) (*My phone number is . . .*). (Flip to [Chapter 4](#) to find out how to say numbers in Portuguese.)

Here are some other follow-up questions you can ask new friends. Notice the use of **seu** (*your*) in the questions and **meu** (*my*) in the responses, which I cover earlier in this chapter:

www.Ebook777.com

Qual é o seu sobrenome? (*kwah-oooh eh ooh seh-oo soh-bree-noh-mee?*) (*What's your last name?*)

Onde mora? (*ohn-jee moh-rah?*) (*Where do you live?*)

Qual é o seu e-mail? (*kwah-oooh eh ooh seh-oo ee-may-oh?*) (*What's your e-mail?*)

And here's how you can respond if you're asked these questions:

O meu sobrenome é . . . (*ooh meh-oo soh-bree-noh-mee eh . . .*) (*My last name is . . .*)

Eu moro . . . (*eh-oooh moh-roo . . .*) (*I live . . .*)

O meu e-mail é . . . (*ooh meh-oo ee-may-oh eh . . .*) (*My e-mail is . . .*)

You may need to spell out your name for your new Brazilian friends. Or you may need to **pedir** (*peh-jee*) (*ask*) someone to spell his name for you. Luckily, spelling in Brazilian Portuguese is pretty **fácil** (*fah-see-oooh*) (*easy*) because things are spelled the way they sound (unlike in English where two words can sound the same but have different spellings and meanings), and the vast majority of Brazilians have common Portuguese **nomes** (*noh-meez*) (*first names*).



Be prepared to raise an eyebrow: Some of the names you hear in Brazil may surprise you. There are **bastantes** (*bah-stahn-cheez*) (*quite a few*) Brazilian men with interesting names like *Givanildo* or *Washington*, alongside the more classic Portuguese names like *João* or *Roberto*.


Brazil is also home to many foreign immigrants, including the large Japanese population in São Paulo, who have non-Portuguese names. Don't let a **pronúncia** (*ah proh-noon-see-ah*) (*the pronunciation*)

Free ebooks ==> www.Ebook777.com
throw you off. Ask someone to spell out the name if you're unsure about what to call him or her.



Fun & Games

Use the illustration as a guide to practice using your possessives — *my*, *your*, *his/her*, *their*, and *our*. Translate the English phrases into Portuguese. (Hint: You're allowed to look back in the chapter for help!)



A. my dad [Free ebooks ==> www.Ebook777.com](http://www.Ebook777.com)

B. your mom _____

C. his brother _____

D. their sister _____

E. our grandma _____

Turn to [Appendix D](#) for the answers.



Chapter 7

Dining Out and Going to the Market

In This Chapter

- ▶ Surveying Brazilian specialties and ordering food and drinks
- ▶ Looking at verbs that express eating and drinking
- ▶ Getting what you want: The verb **querer**
- ▶ Asking about your options: The verb **ter**
- ▶ Buying food at supermarkets and outdoor markets

Está com fome? (*eh-stah koh-oong foh-mee?*) (*Are you hungry?*)

Quer comer? (*keh koh-meh?*) (*Do you want to eat?*) Well, **se fala** (see *fah-lah*) (*they say*) that you can't really get to know a **cultura estrangeira** (*kool-too-rah ehs-trahn-zhey-rah*) (*foreign culture*) until you've eaten its **comida** (*koh-mee-dah*) (*food*). This chapter is all about helping you become acquainted with Brazilian cuisine. Find out how to order it, talk about it, shop for it, and enjoy it.

Trying Brazilian Foods

The classic Brazilian **comida** (*koh-mee-dah*) (*meal/food*) is **simples** (*seem-pleez*) (*basic*): a piece of **carne** (*kah-nee*) (*beef*) served with **feijão** (*fay-zhow*) (*beans*), **arroz** (*ah-hohz*) (*rice*), and **salada** (*sah-lah-*

Free ebooks => www.Ebook777.com
dah) (*salad*). Brazilian cuisine gets its inspiration mainly from Portuguese, African, and indigenous culinary traditions. It's generally not **apimentada** (*ah-pee-men-tah-dah*) (*spicy*) and varies a bit by region.



If you like spicy food, head to Bahia state. **Comida bahiana** (*koh-mee-dah bah-ee-ah-nah*) (*food from Bahia state*) is the exception to the rule.

In this section, I describe Brazilian staples as well as the different types of Brazilian eateries and the food you can find there.

Sampling the classics



No dish is more typical of Brazil than **feijoada**, (*fay-zhow-ah-dah*), a black bean stew that uses various parts of a pig. **Feijoada** was first whipped up in **cozinhas** (*koh-zeen-yahz*) (*kitchens*) by **escravos** (*ehs-krah-vohz*) (*slaves*) brought from Africa starting in the 16th century. The **escravos** were **pobres** (*poh-breez*) (*poor*), and they made sure they ate almost all parts of every animal. **Feijoada** is traditionally served in restaurants on **quarta-feira** (*kwah-tah fay-rah*) (*Wednesday*) and **sábado** (*sah-bah-doh*) (*Saturday*).

Churrasco (*choo-hah-skoo*) (*Brazilian barbecue*) is also popular throughout the country. And you cannot leave Brazil without trying **mandioca frita** (*mahn-jee-oh-kah free-tah*), or *fried manioc root*. *Manioc* is a slightly sweet root vegetable indigenous to Brazil. Move over French fries, **mandioca frita** are way better!

A popular Brazilian lunch includes a **sanduíche na chapa** (*sahn-dwee-shee nah shah-pah*) (*pressed hot sandwich*) that combines meat,

Free ebooks => www.Ebook777.com
cheese, and other ingredients in a **pão francês** (*pah-oooh frahn-say-eez*) (*small baguette*), pressed on a hot grill.

Here are some other classic Brazilian foods:

- ✓ **açaí na tigela com granola** (*ah-sah-ee nah tee-zheh-lah koh-oong grah-noh-lah*): Amazonian fruit sorbet in a large bowl, topped with granola and sometimes honey, this dish is a favored beach food of Brazilian surfers. **Açaí** is a small, eggplant-colored berry that's now available in the U.S., too.
- ✓ **acarajé** (*ah-kah-rah-zheh*): This popular treat from Bahia state is sold on beaches and on the street and looks like a falafel sandwich. It consists of deep-fried black-eyed-pea cakes filled with a spicy paste made from nuts, tiny dried shrimp, and diced tomatoes. The cakes are fried in **azeite de dendê** (*ah-zay-chee jee den-day*) (*palm oil*).



Beware the **azeite de dendê**. It's very strong and can cause stomachaches for those who've never tried it before.

- ✓ **coco** (*koh-koh*): Brazilians love *coconut*. They drink coconut water out of a whole green coconut, through a straw. Men chop off a top slice of the coconut with a machete and then sell it for very cheap on the beach and on the street. **Coco** is also used in lots of main dishes from Bahia state.
- ✓ **coxinha** (*koh-sheen-yah*): **Coxinhas** are mashed potatoes that are shaped into a teardrop, fried, and stuffed with shredded chicken. You can find this dish at most corner **botecos** (*boo-teh-kooz*) (*cheap restaurants*) (see the section "[Bom Appetite! Ordering a Meal](#)" later in this chapter) or bakeries in Brazil.
- ✓ **farofa** (*fah-roh-fah*): This is toasted manioc flour sautéed in butter. Sometimes people add bits of fried bacon, onion, or even

scrambled eggs. **Farofa** is served with **feijoada** or on the side with steak. Mmmm, a not-to-miss item!

- ✓ **moqueca** (moh-keh-kah): This thick seafood or fish stew from the coast of Bahia state is made with **azeite de dendê** (ah-zay-chee jee den-deh) (*palm oil*) — which can be hard on a stomach that's unfamiliar with it — and **leite de coco** (lay-chee jee koh-koo) (*coconut milk*).
- ✓ **pão de queijo** (pah-oooh jee kay-zhoh): **Pão de queijo** is *cheese bread* that's sold either as little balls or in pieces the size of a biscuit. This treat is unbelievably delicious and addictive. The warm, chewy bread originates in the state of Minas Gerais but has become popular all over Brazil.

Finding a place to eat

If you want to make plans to grab a bite to eat with your Brazilian friends, you may need to know how to talk about the basic meals:

- ✓ **café da manhã** (kah-feh dah mahn-yah) (*breakfast*; Literally: *morning's coffee*)
- ✓ **almoço** (ah-oooh-moh-soo) (*lunch*)
- ✓ **jantar** (zhahn-tah) (*dinner*)
- ✓ **lanche** (lahn-shee) (*snack*)

Then it's time to decide what kind of eatery you want to go to. You can get a **refeição** (heh-fay-sah-oooh) (*meal*) at five basic types of eateries in Brazil:

- ✓ **boteco** (boo-teh-koo): A cheap restaurant serving simple meals where people also go to drink beer or take shots of liquor.
- ✓ **padaria** (pah-dah-ree-ah) (*bakery*): At some Brazilian **padarias**, you can sit down for a meal.

- ✓ **lanchonete** (lahn-shoh-neh-chee) (*casual restaurant, Brazilian-style diner*): An informal restaurant — Brazil’s answer to fast food — that tends to be busiest during the lunch hour.
- ✓ **restaurante à quilo** (heh-stah-oooh-rah-n-chee ah kee-loh) (*pay-by-weight restaurant*): A self-serve buffet where the price of your food is based on its weight in kilos; a delicious, healthy, fast, and cheap option in Brazil.
- ✓ **restaurante** (heh-stah-oooh-rah-n-chee) (*restaurant*): A traditional dining option, where you gather with friends and family for a sit-down meal that’s served to you by a **garçon** (gah-sohng) (*waiter*) or **garçonete** (gah-soh-neh-chee) (*waitress*).

Perusing the menu

As in other places in the world, food on the **cardápio** (kah-dah-pee-oh) (*menu*) in a Brazilian eatery is likely grouped into the following familiar sections:

- ✓ **entradas** (en-trah-dahz) (*appetizers*)
- ✓ **pratos principais** (prah-tohz preen-see-pah-eez) (*main dishes*)
- ✓ **bebidas** (beh-bee-dahz) (*drinks*)
- ✓ **sobremesas** (soh-bree-meh-zahz) (*desserts*)

You may also see the term **especialidades da casa** (eh-speh-see-ah-lee-dah-jeez dah kah-zah) (*house specialties*).

If you visit a Brazilian **lanchonete**, expect the **cardápio** to offer **hamburgers** (ahm-booh-gehrz) (*hamburgers*), **sanduíches** (sahn-dwee-sheez) (*sandwiches*), **salgados** (sah-oooh-gah-dohz) (*savory pastries*), **pratos feitos** (prah-tohz fay-tohz) (*combo plates*, usually consisting of rice, beans, meat, and salad), and **sucos** (soo-kohz) (*fruit juices*).

Don't be surprised to see **pizza** or **sushi** — both spelled and pronounced the same in Portuguese as in English — in Brazilian restaurants, especially in São Paulo, where lots of Italian and Japanese immigrants (and descendents of immigrants) live. The robust presence of these populations also means that you can find excellent **italiano** (ee-tah-lee-ah-noh) (*Italian*) and **japonês** (zhah-poh-nehz) (*Japanese*) **restaurantes** in São Paulo.



If you want to ask for something specific, say **Tem...?** (tang...?) (*Do you have...?*) You can fill in the blank with one of the following words or phrases:

- ✓ **algo para crianças** (ah-oooh-goh pah-rah kree-ahn-sahz) (*something for kids*)
- ✓ **pratos vegetarianos** (prah-tohz veh-zeh-teh-ree-ah-nohz) (*vegetarian dishes*)
- ✓ **salada** (sah-lah-dah) (*salad*)
- ✓ **massas** (mah-sahz) (*pasta*)
- ✓ **frango** (frahngoh) (*chicken*)
- ✓ **peixe** (pay-shee) (*fish*)
- ✓ **legumes fritos** (lay-goo-meez free-tah-dooz) (*sautéed vegetables*)
- ✓ **sopa** (soh-pah) (*soup*)

You can also use **Tem**, from the verb **ter** (teh) (*to have*), to ask whether a **prato** (prah-toh) (*dish*) contains a specific **ingrediente** (eeng-greh-jee-en-chee) (*ingredient*) that you may or may not want.

Here's how to conjugate **ter**.

Conjugation**Pronunciation**

eu tenho	<i>eh-oooh tang-yoh</i>
você tem	<i>voh-seh tang</i>
ele/ela tem	<i>eh-lee/eh-lah tang</i>
nós temos	<i>nohz teh-mohz</i>
eles/elas têm	<i>eh-leez/eh-lahz tang</i>
vocês têm	<i>voh-sehz tang</i>

Here are some practice questions for finding out more about a dish:

Tem carne? (*tang kah-nee?*) (*Does it have meat in it?*)

Tem frutos do mar? (*tang froo-tohz doo mah?*) (*Does it have any seafood in it?*)

Tem azeite de dendê? (*tang ah-zay-chee jee den-deh?*) (*Does it have palm oil?*)

Tem coentro? (*tang koh-en-troh?*) (*Does it have cilantro?*)

Bom appetite! Ordering and enjoying your meal

When you're **pronto** (*prohn-toh*) (*ready*) to **pedir** (*peh-jeeh*) (*order*; Literally: *to ask for*), you can just say, **Quero . . . por favor** (*keh-roo . . . poh-fah-voh*) (*I want . . . please*).



Quero comes from the verb **querer** (*keh-reh*) (*to want*), which comes in handy in lots of **situações** (*see-too-ah-soh-eez*) (*situations*), not just when **tem fome** (*tang foh-mee*) (*you're hungry*).

You can use **querer** at a store to tell the clerk what you want, to tell an **amigo** (*ah-mee-goh*) (*friend*) what kind of **bebida** (*beh-bee-dah*) (*drink*) you'd like when you're visiting his **casa** (*kah-zah*) (*house*), or

Free ebooks => www.Ebook777.com
to tell someone about your **trabalho** (trah-bahl-yoh) (job) or **metas para a vida** (meh-tahs pah-rah ah vee-dah) (life aspirations).

Here's how to conjugate **querer**.

Conjugation	Pronunciation
eu quero	eh-oooh keh-roo
você quer	voh-seh keh
ele/ela quer	eh-lee/eh-lah keh
nós queremos	nohz keh-reh-mohz
eles/elas querem	eh-leez/eh-lahz keh-rang
vocês querem	voh-sehz keh-rang



Brazilians often just say **Quer?** (keh?) (*Do you want?*) to ask whether you want something. So you can offer your Brazilian colleague a slice of cake by pointing to it and saying **Quer?** Similarly, Brazilians generally say **Vou querer** (voh keh-reh) (*I will have; Literally: I will want*) instead of **Quero**. But **Quero** is easier to memorize, and it's a useful word for many other situations.

You can practice **querer** with these questions and phrases:

Quer um Guaraná? (keh oong gwah-rah-nah?) (*Do you want a Guaraná?*)

Sim, quero. (sing, keh-roo.) (*Yes, please. Literally: Yes, I want.*)

Não, não quero, obrigada. (nah-oooh, nah-oooh keh-roo, oh-bree-gah-dah.) (*No thanks.*)



If the **cardápio** is too confusing, you may just want a recommendation. Say **O que você recomenda?** (ooh *kee* voh-seh heh-koh-men-dah?) (*What do you recommend?*). If you want to go with what the person recommends, say **OK, tá bom** (oh-kay tah boh-oong) (*Okay, I'll go with that; Literally: That's good*).

Here are some things you may want to **pedir** (peh-jee) (*ask for*) at a **restaurante** (heh-stah-oooh-rah-n-chee) (*restaurant*) or someone's **casa** (kah-zah) (*house*):

- ✓ **sal** (sah-oooh) (*salt*)
- ✓ **pimenta do reino** (pee-men-tah doo hay-noo) (*black pepper*)
- ✓ **pimenta** (pee-men-tah) (*Brazilian hot sauce — hot red peppers soaking in oil. Literally: pepper*)
- ✓ **limão** (lee-mah-oooh) (*lime*)
- ✓ **pão** (pah-oooh) (*bread*)
- ✓ **gelo** (zheh-loh) (*ice*)
- ✓ **azeite de oliva** (ah-zay-chee jee oh-lee-vah) (*olive oil*)
- ✓ **vinagre** (vee-nah-gree) (*red or white wine vinegar*)
- ✓ **vinagrete** (vee-nah-greh-chee) (*vinaigrette; made of chopped tomato, onion, and green bell pepper with vinegar — Brazilians put vinagrete on barbecued meat*)

If you know a **prato** has a specific **ingrediente** that you want **retirado** (heh-chee-rah-doh) (*taken out*), say **sem** (sang) (*without*) followed by the name of the ingredient, which may be one of the following words:

- ✓ **açúcar** (ah-soo-kah) (*sugar*)
- ✓ **alho** (ahl-yoh) (*garlic*)

✓ **cebola** (seh-boh-lah) (*onion*)

✓ **leite** (lay-chee) (*milk*)

✓ **maionese** (mah-ee-oh-neh-zee) (*mayonnaise*)

✓ **manteiga** (mahn-tay-gah) (*butter*)

✓ **molho** (mohl-yoh) (*sauce*)

✓ **óleo** (oh-lee-oh) (*vegetable oil*)

✓ **queijo** (kay-zhoh) (*cheese*)

When enjoying a meal with your Brazilian friends, you may want to use these phrases at the **mesa** (meh-zah) (*table*):

Que gostoso! (kee gohs-toh-zoo!) (*How delicious!*)

É delicioso. (eh deh-lee-see-oh-zoo.) (*It's delicious.*)

Eu adoro chocolate (or any food you love)! (eh-oooh ah-doh-roo shoh-koh-lah-chee!) (*I love chocolate! Literally: I adore chocolate!*)

Eu detesto ovos. (eh-oooh deh-teh-stoh oh-vooz.) (*I hate eggs. Literally: I detest eggs.*)

Qual a sua comida favorita? (kwah-oooh ah soo-ah koh-mee-dah fah-voh-ree-tah?) (*What's your favorite food?*)

Está quente. (es-tah kang-chee.) (*It's hot.*)

Está frio. (eh-stah free-oh.) (*It's cold.*)

Bom apetite! (boh-oong ah-peh-tee-chee!) (*Bon appetite!*)

Saúde! (sah-oo-jee!) (*Cheers! Literally: Health!*)

Satisfying your sweet tooth

When you've finished your meal and want a bit more time to enjoy the company of your friends or family that gathered with you for your

Brazilian meal, be sure to enjoy **sobremesa** (soh-bree-meh-zah) (*dessert*). Here are some of my favorite Brazilian desserts:

- ✓ **bolo de laranja** (boh-loo jee lah-rah-n-zhah) (*orange-flavored pound cake*)
- ✓ **bolo de limão** (boh-loo jee lee-mah-oo) (*lime-flavored pound cake*)
- ✓ **musse de chocolate** (mooz jee sho-koh-lah-chee) (*chocolate mousse*)
- ✓ **musse de maracujá** (mooz jee mah-rah-koo-jah) (*passionfruit mousse*)
- ✓ **pizza doce** (peet-zah doh-see) (*pizza with sweet toppings*)
In Brazil, pizza joints usually offer several dessert pizzas. **Chocolate e morango** (sho-koh-lah-chee ee moh-rah-n-goh) (*chocolate and strawberry*) is an experience not to be missed.
- ✓ **pudim de leite** (poo-jing jee lay-chee) (*flan custard*)
- ✓ **Romeo e Julieta** (hoh-mee-oh ee zhoo-lee-eh-tah) (*guava paste with a piece of hard white cheese; Literally: Romeo and Juliet*)
- ✓ **sorvete** (soh-veh-chee) (*ice cream*)

You may even want a **cafezinho** (kah-feh-zeen-yoh), a shot of Brazilian coffee served in a tiny cup or glass to go with your **sobremesa**. In good restaurants, you can ask for your coffee to be **sem açúcar** (sang ah-soo-kah) (*unsweetened*). And if you're in a really decadent mood, you can ask for **chantily** (shan-chee-lee) (*whipped cream*) with your coffee.



Brazilians usually leave a 10 percent **gorjeta** (goh-zheh-tah) (*tip*) at a restaurant, even the simpler ones. Most eateries include

Free ebooks ==> www.Ebook777.com
the tip in the **conta** (*kohn-tah*) (*bill*), which says **serviço incluído** (*seh-vee-soh een-kloo-ee-doh*) (*tip included*). If service is terrible, though, you can refuse to pay the extra charge. *Sales tax* on a **conta** shows up as **I.V.A.** (*ee-vah*).

Talkin' the Talk



Paying the bill isn't the most fun part of eating out, but it's a necessity nevertheless. **Alberto** (*ah-oooh-beh-too*) and **Marina** (*mah-ree-nah*) are surprised when their tasty seafood meal ends in an expensive bill. (Track 12)

Alberto:

A conta, por favor.

ah kohn-tah, poh fah-voh.

The check, please.

Waiter:

Um momento, por favor.

oong moh-men-toh, poh fah-voh.

Just a moment, please.

Alberto:

Aceita cartão?

ah-say-tah kah-tah-oooh?

Do you accept credit cards?

Waiter:

Aceitamos.

ah-say-tah-mohz.

Yes, we do (Literally: we accept).

Alberto:

Que caro! Noventa e sete reais?

kee kah-roh! noh-ven-tah ee seh-chee hay-ahys?

How expensive! Ninety-seven reals (about US\$50)?

Marina:

O serviço está incluído?

ooh seh-vee-soh eh-stah eeng-kloo-ee-doo?

Is the tip included?

Alberto:

www.Ebook777.com

Free ebooks => www.Ebook777.com

Ah, foi por isto. É de dez por cento.

Ah, foh-ee poh ees-toh. eh jee dehzh poh sen-toh.

Ah, that's why. It's 10 percent.

Marina:

Tem caneta?

tang kah-neh-tah?

Do you have a pen?

Waiter:

Aqui está.

ah-kee eh-stah.

Here you go.

▣

Words to Know

a conta	ah <u>kohn</u> -tah	the bill
vou	voh	I will
trazê-la	trah- <u>zeh</u> -lah	bring it
aceita	ah- <u>say</u> -tah	do you accept/he or she accepts
cartão	kah- <u>tah</u> -ooh	credit card (Literally: card)
aceitamos	ah-say- <u>tah</u> -mohz	we accept
uma porção	<u>ooh</u> -mah poh- <u>sah</u> -ooh	an order (one portion of food)
cada	<u>kah</u> -dah	each
caro	<u>kah</u> -roh	expensive
o serviço	ooh seh- <u>vee</u> -soh	obligatory tip (Literally: service)
incluído	eeng kloo- <u>ee</u> -doo	included
foi por isto	<u>foh</u> -ee poh <u>ee</u> -stoh	that's why
caneta	kah- <u>neh</u> -tah	pen

Buying Drinks

The incredible **variedade** (vah-ree-eh-dah-jee) (*variety*) of **sucos** (*fruit juices*) that Brazilian eateries offer is my favorite aspect of

Free ebooks => www.Ebook777.com
eating and drinking in Brazil. The average **restaurante** has between 10 and 20 types of **sucos** to choose from, and the selection varies depending on the region. Brazilians love their **sucos** and **vitaminas** (vee-tah-mee-nahz) (*fruity milkshakes*). Juice bars are everywhere. Rio seems to have one on every block.

Here are the most common **frutas** (*froo-tahz*) (*fruits*) in Brazil. If you want to ask for the fruit in **suco** form, say **suco de . . .** (*soo-koh jee . . .*) (*juice of . . .*). Just plug one of these fruits into the blank:

- ✓ **abacaxi** (ah-bah-kah-shee) (*pineapple*)
- ✓ **goiaba** (goy-ah-bah) (*guava*)
- ✓ **laranja** (lah-rah-n-zhah) (*orange*)
- ✓ **mamão** (mah-mah-oo) (*papaya*)
- ✓ **manga** (mahn-gah) (*mango*)
- ✓ **maracujá** (mah-rah-koo-zhah) (*passionfruit*)
- ✓ **melancia** (meh-lahn-see-ah) (*watermelon*)



Don't leave Brazil without trying my favorite **suco: cupuaçu** (koo-poo-ah-soo), a milky white Amazonian fruit with a tangy taste.

Aside from **suco**, to help you wash down all the wonderful Brazilian food, you may want one of the following **bebidas** (beh-bee-dahz) (*drinks*):

- ✓ **água sem gás** (ah-gwah sang gahz) (*still mineral water*)
- ✓ **água com gás** (ah-gwah kohng gahz) (*sparkling mineral water*)
- ✓ **Guaraná Antártica** (gwah-rah-nah ahn-tah-chee-kah), (Brazil's most popular brand-name soda, made from the Amazonian berry

guaraná; **Antártica** is the brand name)

- ✓ **Guaraná diet** (gwah-rah-nah dah-ee-chee) (*diet Guaraná*)
- ✓ **Coca-Cola** (koh-kah koh-lah) (*Coke*)
- ✓ **Coca light** (koh-kah lah-ee-chee) (*Diet Coke*)
- ✓ **cerveja** (seh-veh-zhah) (*beer*)
- ✓ **chope** (shoh-pee) (*light draft beer*)
- ✓ **vinho** (veen-yoh) (*wine*)
- ✓ **café** (kah-feh) (*coffee*)
- ✓ **chá** (shah) (*tea*)
- ✓ **leite** (lay-chee) (*milk*)



If you go to a bar in Brazil, you may notice people saying **Mais um** (*mah-eez oong*) or **Mais uma** (*mah-eez ooh-mah*) a lot. The phrases mean *I'll have another* (Literally: *More one*).

A note about Brazilian **cerveja**: Brazilians often joke that beer has to be **estupidamente gelada** (*eh-stoo-pee-dah-men-chee zheh-lah-dah*) (*stupidly cold*). A Brazilian sends back a beer that's not ice cold. And the only time you can possibly get good **cerveja escura** (*seh-veh-zhah es-koo-rah*) (*dark beer*) in Brazil is during the German beer festival Oktoberfest, held each year in **Blumenau** (*bloo-meh-now*), which is in Santa Catarina state (southern Brazil, where many descendants of German immigrants live).



Then, of course, there's the national drink of Brazil, the **caipirinha** (*kah-ee-pee-ring-yah*). It's made with **cachaça**

(kah-shah-sah) (sugar cane liquor), **gelo** (zheh-loh) (ice), **limão** (lee-mah-oooh) (lime), and **açúcar** (ah-soo-kah) (sugar). You can also order a **caipifruta** (kah-ee-pee-froo-tah), which is a **caipirinha** made with a fruit of your choice instead of lime.

Basking in Brazilian Barbeque

You can't talk about Brazilian food without mentioning the beloved **churrascaria** (choo-hah-skeh-ree-ah), a Brazilian-style barbeque restaurant that is usually rather fancy. It's a **comer à vontade** (koh-meh ah vohn-tah-jee) (*all-you-can-eat*) affair, and **churrascarias** are popping up in cities all over the world.

Waiters come by your **mesa** (meh-zah) (*table*) with a trolley holding about ten different **cortes** (koh-cheez) (*cuts*) of meat or even a whole **salmão** (sah-oooh-mah-oooh) (*salmon*) every five minutes or so.

Sometimes you're given a round card that's **verde** (veh-jee) (*green*) on one side and **vermelho** (veh-mel-yoh) (*red*) on the other. When you want to **comer mais** (koh-meh mah-eez) (*eat more*), place the card with the **verde** side up. When you're **satisfeito** (sah-tees-fay-toh) (*full*), be sure to have the **vermelho** side showing. Otherwise, it'll be hard to fend off the **garçon** (gah-sohng) (*waiter*)!

Here are the typical **cortes** the **garçon** may bring by your **mesa**:

- ✓ **picanha** (pee-kahn-yah) (*rump steak*)
- ✓ **alcatra** (ow-kah-trah) (*top sirloin*)
- ✓ **fraldinha** (frah-oooh-jeen-yah) (*flank steak*)
- ✓ **linguiça** (ling-gwee-sah) (*Brazilian chorizo-style sausage*)
- ✓ **lombo** (loh-m-boh) (*pork loin*)

- ✓ **coxa de frango** (*koh-shah jee frahn-goh*) (*chicken thighs*)
- ✓ **peito de frango** (*pay-toh jee frahn-goh*) (*chicken breast*)
- ✓ **coração de frango** (*koh-rah-sah-oooh jee frahn-goh*) (*chicken hearts*)
- ✓ **cordeiro** (*koh-day-roh*) (*lamb*)

Carne is most often served **grelhada** (*greh-oooh-yah-dah*) (*grilled*).



You may wonder what you're supposed to do with the bowl of yellow powdery stuff that looks like corn meal on your **mesa**. It's **farinha** (*fah-reen-yah*) (*manioc flour*). Dip your meat into coarse flour? I personally didn't like **farinha** for about a year. But now when I eat a steak without it, I miss this accompaniment. It's definitely an acquired taste, but once acquired, you'll find it impossible to **viver sem** (*vee-veh sang*) (*live without*). It gives nice texture to steak.

Vegetarianos (*veh-zeh-teh-ree-ah-nohz*) (*vegetarians*), never fear: **Churrascarias** always have a wonderful salad buffet for you to enjoy.

Mastering Eating and Drinking Verbs

I've included the word **comida** (*koh-mee-dah*) (*food*) in this chapter already. It comes from the verb **comer** (*koh-meh*) (*to eat/to have a meal*). Here's how to conjugate **comer**.

Conjugation**Pronunciation**

eu como	<i>eh-oooh koh-moo</i>
você come	<i>voh-seh koh-mee</i>
ele/ela come	<i>eh-lee/eh-lah koh-mee</i>
nós comemos	<i>nohz koh-meh-mohz</i>
eles/elas comem	<i>eh-leez/eh-lahz koh-mang</i>
vocês comem	<i>voh-sehz koh-mang</i>

Try out these sentences to use **comer**:

Vamos comer. (*vah-mohz koh-meh.*) (*Let's eat.*)

O meu cachorro come cenoura. (*oooh meh-oooh kah-shoh-hoo koh-mee seh-noh-rah.*) (*My dog eats carrots.*)

Como muito. (*koh-moo moh-ee-toh.*) (*I eat a lot.*)

Ela come pouco. (*eh-lah koh-mee poh-koh.*) (*She doesn't eat much; Literally: She eats little.*)

Next, glance at the verb **beber** (*beh-beh*) (*to drink*). Depending on the context, **beber** can also specifically mean *to drink alcohol*, much like when people in the U.S. say “He drinks a lot” to mean *He drinks a lot of alcohol*. The Portuguese equivalent is **Ele bebe muito** (*eh-lee beh-bee moh-ee-toh*). Here's how to conjugate **beber**.

Conjugation**Pronunciation**

eu bebo	<i>eh-oooh beh-boh</i>
você bebe	<i>voh-seh beh-bee</i>
ele/ela bebe	<i>eh-lee/eh-lah beh-bee</i>
nós bebemos	<i>nohz beh-beh-mohz</i>
eles/elas bebem	<i>eh-leez/eh-lahz beh-bang</i>
vocês bebem	<i>voh-sehz beh-bang</i>

Here are some basic phrases that use **beber**:

O que você quer para beber? (oooh kee voh-seh keh pah-rah beh-beh?) (*What do you want to drink?*)

É preciso beber muita água todos os dias. (eh preh-see-zoh beh-beh moh-ee-tah ah-gwah toh-dooz ooz jee-ahz.) (*It's necessary to drink a lot of water every day.*)



Brazilians often also use the verb **tomar** (toh-mah) to mean *to drink*. It's okay to use **tomar** when you'd say *to have a drink*, as in these examples:

Gostaria de tomar uma Coca-Cola? (gohs-tah-ree-ah jee toh-mah ooh-mah koh-kah koh-lah?) (*Would you like to have a Coke?*)

Vamos tomar um drinque. (vah-mohz toh-mah oong dring-kee.) (*Let's have a drink/cocktail.*)

Tomar also means *to take*. Brazilians and North Americans use some of the same expressions that use *take*:

- ✓ **tomar a iniciativa** (toh-mah ah ee-nee-see-ah-chee-vah) (*to take the initiative*)
- ✓ **tomar conta de** (toh-mah kohn-tah jee) (*to take care of*)
- ✓ **tomar remédios** (toh-mah heh-meh-jee-ooz) (*to take medicine*)

Shopping at the Market

Brazilians shop at **supermercados** (soo-peh-meh-kah-dooz)

(supermarkets), but they also love to buy **frutas** (*froo-tahz*) (fruits) and **legumes e verduras** (*leh-goo-meez ee veh-doo-rahz*) (vegetables) at **feiras** (*fay-rahz*) (outdoor markets), where the food is usually **mais barata** (*may-eez bah-rah-tah*) (cheaper) and **mais fresca** (*mah-eez fres-kah*) (fresher). (Flip to [Chapter 13](#) to find out about Brazilian money.)



The biggest supermarket chain in Brazil is called **Pão de Açúcar** (*pah-oooh jee ah-soo-kah*) (*The Sugarloaf*), named after the famous rock that distinguishes Rio's skyline.

Picking up practical items

Here are some items you can buy at a **supermercado** besides **comida fresca** (*koh-mee-dah fres-kah*) (*fresh food*):

- ✓ **adoçante** (*ah-doh-sahn-chee*) (*popular sugar substitute*)
- ✓ **aparelho de barbear** (*ah-pah-rel-yoh jee bah-bee-ah*) (*shaving razor*)
- ✓ **coisas congeladas** (*koy-zahz kohn-zheh-lah-dahz*) (*frozen things*)
- ✓ **escova de dente** (*eh-skoh-vah jee den-chee*) (*toothbrush*)
- ✓ **fralda** (*frah-oooh-dah*) (*diapers*)
- ✓ **latas de legumes** (*lah-tahz jee leh-goo-meez*) (*cans of vegetables*)
- ✓ **massas** (*mah-sahz*) (*pasta*)
- ✓ **papel higiênico** (*pah-peh-oooh ee-zheh-nee-koh*) (*toilet paper*)
- ✓ **pasta de dente** (*pah-stah jee den-chee*) (*toothpaste*)
- ✓ **produtos de limpeza** (*proh-doo-tohz jee leem-peh-zah*) (*cleaning products*)
- ✓ **revistas** (*heh-vee-stahz*) (*magazines*)

- ✓ **sabonete** (sah-boh-neh-chee) (*soap*)
- ✓ **temperos** (tem-peh-rooz) (*herbs and spices*)
- ✓ **xampu** (shahm-poo) (*shampoo*)

Visit www.paodeacucar.com.br to discover the names of more supermarket items in Portuguese.

Buying produce at an outdoor market

Now check out the **feira**. Here are some typical **verduras** (veh-dooh-rahz) (*leafy veggies*) and **legumes** (leh-goo-meez) (*veggies that grow underground*) you can often find at this type of market:

- ✓ **abóbora** (ah-boh-boh-rah) (*pumpkin*)
- ✓ **batata** (bah-tah-tah) (*potato*)
- ✓ **berinjela** (beh-ren-zeh-lah) (*eggplant*)
- ✓ **brócolis** (broh-koh-leez) (*broccoli*)
- ✓ **coentro** (koh-en-troh) (*cilantro*)
- ✓ **couve** (koh-ooH-vee) (*collard greens or kale*)
- ✓ **espinafre** (es-pee-nah-free) (*spinach*)
- ✓ **feijão** (fay-zhow) (*beans*)
- ✓ **pepino** (peh-pee-noh) (*cucumber*)
- ✓ **repolho** (heh-pol-yoh) (*cabbage*)
- ✓ **salsinha** (sah-ooH-seen-yah) (*parsley*)



Fry **couve** with garlic and eat it with **feijoada**, a black bean stew that's a staple of Brazilian cuisine.

A **feira** also usually sells some types of fish and meat:

- ✓ **peixe** (*pay-shee*) (*fish*)
- ✓ **frutos do mar** (*froo-tohz doo mah*) (*seafood*; Literally: *fruits of the sea*)
- ✓ **marisco** (*mah-rees-koh*) (*shellfish*)
- ✓ **atum** (*ah-toong*) (*tuna*)
- ✓ **salmão** (*sah-oooh-mah-oooh*) (*salmon*)
- ✓ **camarão** (*kah-mah-rah-oooh*) (*shrimp*)
- ✓ **caranguejo** (*kah-rahngay-zhoh*) (*crab*)
- ✓ **lula** (*loo-lah*) (*squid*)
- ✓ **polvo** (*pohl-voh*) (*octopus*)
- ✓ **cortes de carne** (*koh-cheez jee kah-nee*) (*cuts of meat*)
- ✓ **carne moída** (*kah-nee moh-ee-dah*) (*ground beef*)
- ✓ **aves** (*ah-veez*) (*poultry*)
- ✓ **frango sem osso** (*frahngoh sang oh-soo*) (*boneless chicken*)
- ✓ **frango com osso** (*frahngoh koh-oong oh-soo*) (*boned chicken*)

Sometimes a butcher asks whether you want your meat **de primeira** ou **de segunda** (*jee pree-may-rah ooh jee seh-goon-dah*) (*Grade A or Grade B*). You can answer, **de primeira, por favor**, or **de segunda, por favor**.

Talkin' the Talk



Luiza (*loo-ee-zah*) and **Susana** (*soo-zah-nah*) are friends. They decide to visit the

www.Ebook777.com

local outdoor **Feira (fay rah) (market)** together. All around them, vendors are shouting out what they're selling. (Track 13)

Luiza:

O que você precisa?

ooh kee voh-seh preh-see-zah?

What do you need?

Susana:

Preciso de tomates e muita fruta.

preh-see-zoo jee toh-mah-cheez ee moh-ee-tah froo-tah.

I need some tomatoes and a lot of fruit.

Luiza:

Vamos lá.

vah-mooz lah.

Let's get to it.

Susana:

(To the vendor) **Os tomates, quanto custam?**

oohz toh-mah-cheez, kwahn-toh koos-tah-oong?

How much for the tomatoes?

Vendor:

Dois e cinquenta o quilo.

doh-eez ee sing-kwen-tah ooh kee-loo.

Two-fifty a kilo.

Susana:

Dois quilos, por favor.

doh-eez kee-looz, poh fah-voh.

Two kilos, please.

Vendor:

Quer eles numa sacola ou duas?

keh eh-leez noo-mah sah-koh-lah ooh doo-ahz?

Do you want them in one or two bags?

Susana:

Duas, por favor. Senão vai ser pesado demais.

doo-ahz, poh fah-voh. see-now vah-ee seh peh-zah-doh jee-mah-eez.

Two, please. It'll be too heavy otherwise.

Luiza:

Agora as frutas . . .

ah-goh-rah ahz froo-tahz . . .

Now the fruit . . .

Pêssego docinho, dois por um real! Pêssego bem docinho!

peh-seh-goh doh-seen-yoh, doh-eez poh oong hay-ow! peh-seh-goh bang doh-seen-yoh!

Sweet peaches, two for one real! Really sweet peaches!




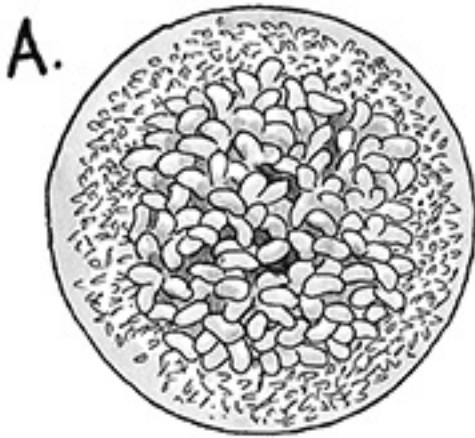
Words to Know

<i>precisa</i>	<i>preh-<u>see</u>-zah</i>	<i>you need</i>
<i>preciso</i>	<i>preh-<u>see</u>-zoo</i>	<i>I need</i>
<i>Vamos lá.</i>	<i>vah-mooz <u>lah</u>.</i>	<i>Let's get to it.</i>
<i>Quanto custam?</i>	<i><u>kwahn</u>-toh <u>koos</u>-tah-oong?</i>	<i>How much do they cost?</i>
<i>quilo</i>	<i><u>kee</u>-loh</i>	<i>kilogram</i>
<i>sacola</i>	<i>sah-<u>koh</u>-lah</i>	<i>bag</i>
<i>pesado</i>	<i>peh-<u>zah</u>-doh</i>	<i>heavy</i>
<i>demais</i>	<i>jee-<u>mah</u>-eez</i>	<i>too much</i>
<i>senão</i>	<i>see-<u>now</u></i>	<i>otherwise</i>
<i>pêssego</i>	<i>peh-<u>seh</u>-goh</i>	<i>peach</i>
<i>docinho</i>	<i>doh-<u>seen</u>-yoh</i>	<i>sweet</i>
<i>bem</i>	<i>bang</i>	<i>very (Literally: well)</i>



Fun & Games

You're at a business meeting at a hotel in Florianópolis, Brazil. Your clients have provided lunch for you. Identify each type of food in Portuguese.



Illustrations by Elizabeth Kurtzman

A. _____

B. _____

C. _____

D. _____

E. _____

Flip to [Appendix D](#) for the answers.



Chapter 8

Shopping

In This Chapter

- ▶ Learning basic shopping lingo
- ▶ Buying clothes
- ▶ Checking out Brazilian handicrafts
- ▶ Knowing when to bargain

In Brazil or anywhere, you can shop for **prazer** (prah-zeh) (*pleasure*) or out of **necessidade** (neh-seh-see-dah-jee) (*necessity*). In this chapter, you get an overview of your shopping options and discover the vocabulary you need to shop with style. I also introduce some of Brazil's most popular souvenirs that you may want to check out, and give you tips on when bargaining is appropriate and how to negotiate successfully.

Scoping Out the Shopping Scene

As in most countries, in Brazil you can **fazer compras** (fah-zeh kohm-prahz) (*shop*) in three main settings:

- ✔ **uma feira** (ooh-mah fay-rah) (*an outdoor market*)
- ✔ **uma loja na rua** (ooh-mah loh-zhah nah hoo-ah) (*a store on the street*)

➤ **um shopping** (*oong shoh-ping*) (*a shopping mall*)



Brazil's **shoppings** are very similar to malls in the U.S. and other Western countries. They have **lojas de roupas** (*loh-zhahz jee hoh-pahz*) (*clothing stores*), **livrarias** (*lee-vrah-ree-ahz*) (*bookstores*), **farmácias** (*fah-mah-see-ahz*) (*drugstores*), **lojas de CDs** (*loh-zhahz jee seh-dehz*) (*CD stores*), **salas de cinema** (*sah-lahz jee see-neh-mah*) (*movie theaters*), and a **praça de alimentação** (*prah-sah jee ah-lee-mehn-tah-sah-oooh*) (*food court*). One thing's a little different though: In Brazil, **shoppings** are more associated with the middle and upper classes. People with less **dinheiro** (*jeen-yay-doh*) (*money*) prefer **lojas na rua** or **feiras**, where **coisas** (*koy-zahz*) (*things*) are **mais baratas** (*mah-eez bah-rah-tahz*) (*cheaper*).

At Brazil's **feiras**, in addition to finding **comida** (*koh-mee-dah*) (*food*), you can **comprar** (*kohm-prah*) (*buy*) locally made **artesanato** (*ah-teh-zah-nah-toh*) (*handicrafts*), which vary according to region. You can find **bonecos feitos à mão** (*boo-neh-kooz fay-tohz ah mah-oooh*) (*handmade dolls*) in Pernambuco state, lots of items made from **pedra** (*peh-drah*) (*stone*) in Minas Gerais state, and excellent **redes** (*heh-jeez*) (*hammocks*) in practically any Brazilian **povoado** (*poh-voh-ah-doh*) (*small town*).

Saying What You're Looking For

In this section, I start with shopping for **roupas** (*hoh-pahz*) (*clothes*). When you enter a **loja** (*loh-zhah*) (*store*), expect to hear **Posso ajudar?** (*poh-soo ah-zhoo-dah?*) (*Can I help you?*). The **atendente**

(ah-ten-dehn-chee) (salesperson) may then say one of the following phrases:

Está procurando algo em específico? (eh-stah proh-koo-rahn-doh ah-oooh-goh ang eh-speh-see-fee-koh?) (*Are you looking for something in particular?*)

Já conhece a nossa loja? (zhah kohn-yeh-see ah noh-sah loh-zhah?) (*Are you already familiar with our store?*)

Temos uma promoção. (teh-mohz ooh-mah proh-moh-sah-oooh.) (*We're having a sale.*)

And here are some things you can say to the **atendente**:

Estou só olhando. (eh-stoh soh ohl-yahn-doh.) (*I'm just looking.*)

Estou procurando. . . . (eh-stoh proh-koo-rahn-doh. . . .) (*I'm looking for. . . .*)

Tem. . . ? (tang. . . ?) (*Do you have. . . ?*)

Talking about what you want to buy

Now for the goods. **O que precisa?** (ooh keh preh-see-zah?) (*What do you need?*). You can tell the salesperson, **Estou procurando** (eh-stoh proh-koo-dahn-doh) (*I'm looking for*) one of the following items:

- ✓ **biquini** (bee-kee-nee) (*bikini*)
- ✓ **blusa** (bloo-zah) (*woman's shirt*)
- ✓ **calça jeans** (cow-sah jeenz) (*jeans*)
- ✓ **calças** (kah-oooh-sahz) (*pants*)
- ✓ **camisa** (kah-mee-zah) (*man's shirt*)
- ✓ **camiseta** (kah-mee-zeh-tah) (*T-shirt*)
- ✓ **chapéu** (shah-peh-oooh) (*hat*)

✓ **cinto** (*seen-too*) (*belt*)

✓ **meias** (*may-ahz*) (*socks*)

✓ **relógio** (*heh-law-zhee-oh*) (*watch*)

✓ **saia** (*sah-ee-ah*) (*skirt*)

✓ **sapatos** (*sah-pah-tohz*) (*shoes*)

✓ **sunga** (*soong-gah*) (*men's swim briefs*)

✓ **vestido** (*ves-chee-doo*) (*dress*)

You may want to specify a **tamanho** (*tah-mahn-yoh*) (*size*). **Os tamanhos** can be either European (numbers, which are used for both clothing and shoes; see [Chapter 4](#) for the rundown on Brazilian words for numbers) or generic (small to extra large). Here's how to express generic sizes:

✓ **pequeno (P)** (*peh-keh-noh*) (*small*)

✓ **médio (M)** (*meh-jee-oh*) (*medium*)

✓ **grande (G)** (*grahn-jee*) (*large*)

✓ **extra grande (GG)** (*ehz-trah grahn-jee*) (*extra large*)

✓ **tamanho único** (*tah-mahn-yoh oo-nee-koh*) (*one size fits all*)



Brazilian sizes run smaller than those in North America and some European countries. A size medium shirt in the U.S. is the equivalent of a large in Brazil. I'm a semi-tall gal who tries to exercise regularly, and sadly, I most often buy the **grande** or **extra grande** sizes when shopping in Brazil. So don't feel like you need to go on a **regime** (*heh-zhee-mee*) (*diet*) after you hit a Brazilian clothing store!

Naming colors in Portuguese

When shopping, you may want to talk about a certain **cor** (koh) (*color*). Here are some words you can use to request **cores** (*koh-reez*) (*colors*) or describe an item:

- ✓ **amarelo/a** (ah-mah-reh-loo/lah) (*yellow*)
- ✓ **azul** (ah-zoo) (*blue*)
- ✓ **branco/a** (brahn-koh/kah) (*white*)
- ✓ **laranja** (lah-rahn-zhah) (*orange*)
- ✓ **lilás** (lee-lahz) (*purple*)
- ✓ **marrom** (mah-hoh-oong) (*brown*)
- ✓ **preto/a** (preh-toh/tah) (*black*)
- ✓ **rosa** (hoh-zah) (*pink*)
- ✓ **verde** (veh-jee) (*green*)
- ✓ **vermelho/a** (veh-mehl-yoo/yah) (*red*)

If you want a different shade, just add **claro** (*klah-roh*) (*light*) or **escuro** (*eh-skoo-roh*) (*dark*) after the name of the **cor**:

- ✓ **azul claro** (ah-zoo klah-roh) (*light blue*)
- ✓ **vermelho escuro** (veh-mel-yoo eh-skoo-roh) (*dark red*)



Brazilian **atendentes** can actually be a bit annoying on your first encounter. They never seem to leave you alone. Just keep in mind that they're being friendly and trying to be helpful.

What happens if your **cinto** or **camiseta** is too small or too big? You can use the following phrases to tell the **atendente**:

É pequeno demais. (eh peh-keh-noh jee-my-eez.) (*It's too small.*)

É grande demais. (eh grahn-jee jee-my-eez.) (*It's too big.*)

Putting the word **demais** after a word is like adding the word *too* or *really* in front of an adjective in English. Check it out:

É caro demais. (eh kah-roh jee-my-eez.) (*It's too expensive.*)

É bonito demais. (eh boo-nee-too jee-my-eez.) (*It's really beautiful.*)



É bom demais! (eh boh-oong jee-my-eez!) (*It's fantastic!*) is a common phrase that literally means *It's too good!*

Trying and Trying On: The Verb Experimentar

The verb for trying on clothes is **experimentar** (eh-speh-ree-men-tah). It's easy to remember; what does the word look like? **Tá certo** (tah seh-toh) (*That's right*) — *experiment*. In Portuguese, you experiment with new **cores** (koh-reez) (*colors*) and new looks by **experimentando** (eh-speh-ree-men-tahn-doh) (*trying on*) **artigos de roupa** (ah-chee-gohz jee hoh-pah) (*articles of clothing*).

Experimentar has a second meaning that's useful to know as well: *to try*, as in to try **uma comida nova** (ooh-mah koh-mee-dah noh-vah) (*a new food*). Here are some common phrases using **experimentar**:

✓ **Quer experimentar...?** (keh eh-speh-ree-men-tah...?) (*Would you like to try/try on...?*)

✓ **Posso experimentar...?** (*poh-soo eh-speh-ree-men-tah. . . ?*)
(*Can I try/try on. . . ?*)

✓ **Tem que experimentar. . . .** (*tang kee eh-speh-ree-men-tah. . . .*)
(*You've got to try/try on. . . .*)

✓ **Experimenta!** (*eh-speh-ree-men-tah!*) (*Try it!*)

The following table shows you how to conjugate **experimentar**.

<i>Conjugation</i>	<i>Pronunciation</i>
eu experimento	<i>eh-oooh eh-speh-ree-men-too</i>
ocê experimenta	<i>voh-seh eh-speh-ree-men-tah</i>
ele/ela experimenta	<i>eh-lee/eh-lah eh-speh-ree-men-tah</i>
nós experimentamos	<i>nohz eh-speh-ree-men-tah-mohz</i>
eles/elas experimentam	<i>eh-leez/eh-lahz eh-speh-ree-mehn-tah-oooh</i>
ocês experimentam	<i>voh-sehz eh-speh-ree-men-tah-oooh</i>

Practice these phrases that use **experimentar**:

Posso experimentar essa blusa? (*pah-soo eh-speh-ree-men-tah eh-sah bloo-zah?*) (*Can I try on this [women's] shirt?*)

Gostaria de experimentá-lo? (*goh-stah-dee-ah jee eh-speh-ree-men-tah-loh?*) (*Would you like to try it on?*)

É só experimentar. (*eh soh eh-speh-ree-men-tah.*) (*It won't hurt just to try it/try it on. Literally: It's just trying.*)

After you leave the **provador** (*proh-vah-doh*) (*dressing room*), you need to decide whether you want to **comprar ou não** (*kohm-prah ooh nah-oooh*) (*buy or not*).

Taking It: The Verb *Levar*

After you've tried on an item, the salesperson may use the verb **levar** (leh-vah) (*to get/to take*, as in to buy something) to ask whether you want to buy it. She may ask, **Quer levar?** (keh leh-vah?) (*Would you like to get it?*). Respond using **levar**:

Vou levar. (voh leh-vah.) (*I'll take it.*)

Não, não vou levar, mas obrigado/a. (nah-oooh, nah-oooh voh leh-vah, mah-eez oh-bree-gah-doh/dah) (*No, I'm not going to get it, but thanks.*)

Levar is an **-ar** verb (the easiest kind of verb to conjugate — see [Chapter 2](#)). Here's what **levar** looks like conjugated.

<i>Conjugation</i>	<i>Pronunciation</i>
eu levo	eh-oooh leh-voh
você leva	voh-seh leh-vah
ele/ela leva	eh-lee/eh-lah leh-vah
nós levamos	nohz leh-vah-mohz
eles/elas levam	eh-leez/eh-lahz leh-vah-oooh
vocês levam	voh-sehz leh-vah-oooh

Levar also means *to take* in the general sense, and it's used in Portuguese the same way *to take* is in English. Here are some examples of how to use **levar** to mean either *to buy* or *to take*:

Vai levar tudo ou só as calças? (vah-ee leh-vah too-doh ooh soh ahz kah-oooh-sahz?) (*Are you going to get everything or just the pants?*)

Levou aqueles sapatos? (*leh-voh ah-keh-leez sah-pah-dohz?*) (*Did you get those shoes?*)

Leva uma toalha. (*leh-vah ooh-mah toh-ahl-yah.*) (*Take a towel.*)

Leva ela para a escola, por favor. (*leh-vah eh-lah pah-rah ah eh-skoh-lah, poh fah-voh.*) (*Take her to school, please.*)

Talkin' the Talk



Dudu (*doo-doo*) (the nickname for Eduardo — like saying Ed for Edward) is looking for a new pair of sunglasses. He stops at a stall on the street near a beach and is approached by a **vendedora** (*ven-deh-doh-rah*) (*salesperson*). (Track 14)

Dudu:

Gosto muito desse.

goh-stoo moh-ee-too deh-see.

I really like this one.

Vendedora:

É bonito. Quer experimentar?

eh boo-nee-too. keh eh-speh-ree-mehn-tah?

It's nice. Do you want to try them on?

Dudu:

Posso?

poh-soo?

Can I?

Vendedora:

Claro.

klah-roo.

Of course.

Dudu:

Obrigado. É muito legal.

oh-bree-gah-doh. eh moh-ee-toh lay-gow.

Thanks. It's really cool.

Vendedora:

Estou vendendo muito desse modelo.

eh-stoh vehn-dehn-doh moh-ee-too deh-see moh-deh-loo.

Dudu:

Quanto custa?

kwahn-toh koo-stah?

How much does it cost?

Vendedora:

Custa oito reais. Quer levar?

koos-tah oh-ee-toh hay-ahys. keh leh-vah?

It costs eight reals. You wanna take it?

Dudu:

Vou sim. Tem troco para cinquenta reais?

voh sing. tang troh-koo pah-rah sing-kwen-tah hay-ahys?

Yeah. Do you have change for fifty reals?

Words to Know

gosto

goh-stoo

I like

desses

deh-seez

of these

estou

eh-stoh

I am

vendendo

vehn-den-doh

selling

troco

troh-koo

change (for money)



The verb **gostar** (*goh-stah*) (*to like*) is always followed by **de** (*jee*), which means *of*. But in English, saying something like “I like of these” sounds odd, so when you translate **Gostar desses** (*I like these*) to English, just leave out the *of*.

Making Comparisons and Expressing Opinions

If you're shopping with an **amigo** (ah-mee-goh) (*friend*), you may want to share your **opinião** (oh-pee-nee-ah-oooh) (*opinion*) about things in the loja (loh-zhah) (*shop*).

If you think something is just so-so, you can use one of these phrases:

Gosto. (gohs-doo.) (*I like it.*)

Está bem. (eh-stah bang.) (*It's okay.*)

Não está mau. (nah-oooh eh-stah mah-oooh.) (*It's not bad.*)

If you see something that you like even more, you can express your opinion by saying:

Esse é melhor. (es-ee eh meh-oooh-yoh.) (*This one's better.*)

Esse eu gosto mais. (eh-see ee-oooh goh-stoo mah-eez.) (*I like this one more.*)

É bem bonito esse. (eh bang boo-nee-too eh-see.) (*This one's really nice.*)

When you see the best one, let your **amigo** know by using one of these phrases:

Esse é o melhor. (eh-see eh ooh meh-oooh-yoh.) (*This one's the best.*)

É perfeito esse. (eh peh-fay-toh eh-see.) (*This one's perfect.*)



Better is **melhor** (meh-oooh-yoh), and *the best* is **o melhor** (oooh meh-oooh-yoh).

Now comes the fun part. In Portuguese, adding the ending **-íssimo/a** or **-érrimo/a** to the end of some adjectives exaggerates whatever's being said.

Brazilians love to **exagerar** (eh-zah-zheh-dah) (*exaggerate*). Something that's nice but not really **caro** (kah-roh) (*expensive*) is suddenly **chiquérrimo** (shee-keh-hee-moh) (*really glamorous*). This exaggeration is all about Brazilians' great quality of making the most of **a vida** (ah vee-dah) (*life*). Whatever's in front of them is **o melhor**.



Here are some common expressions you can use while shopping:

- ✓ **Caríssimo!** (kah-ree-see-moh!) (*So expensive!* — from the word **caro**)
- ✓ **Chiquérrimo!** (shee-keh-hee-moh!) (*Really glamorous/expensive-looking!* — from the word **chique**)

You can use the following exaggerating expressions in many kinds of situations:

- ✓ **Divertidíssimo!** (jee-veh-chee-jee-see-moh!) (*Incredibly fun!* — from **divertido**)
- ✓ **Gostosíssimo!** (goh-stoh-zeh-hee-moh!) (*Really delicious!*) — from **gostoso**)

Talkin' the Talk



Luis (loo-eez) and **Fabiano** (fah-bee-ah-noh) are checking out a used CD store.
(Track 15)

Luis:

Legal. Eles têm muitos do Caetano.

lay-gow. eh-leez tang moh-ee-tooos doo kah-eh-tah-noh.

Cool. They have a lot of Caetano (Caetano Veloso, one of Brazil's most famous singers).

Fabiano:

Tem Outras Palavras?

tang oh-trahz pah-lahv-rahz?

Do they have (the album) In Other Words?

Luis:

Tem. Mas acho melhor os CDs mais recentes dele.

tang. mah-eez ah-shoo mel-yoh oohz say-dayz mah-eez heh-sen-cheez deh-lee.

They have it. But I think his more recent albums are better.

Fabiano:

Bom, o melhor de todos é Fina Estampa.

boh-oong, ooh mel-yoh jee too-dooz eh fee-nah eh-stahm-pah.

Well, the best of all is Fina Estampa.

Luis:

Cada qual tem a sua opinião.

kah-dah kwah-ooh tang ah soo-ah oh-pee-nee-ah-ooh.

Each to his own opinion.

Fabiano:

Nossa, esse da Metálica é baratíssimo! Dois reais!

noh-sah, eh-see dah meh-tah-lee-kah eh bah-rah-chee-see-moh! doh-eez hay-ahys!

Wow, this Metallica one is so cheap! Two reais!

Luis:

Que bom.

kee boh-oong.

Great.

Fabiano:

Esqueça o Caetano!

eh-skeh-sah ooh kah-ee-tah-noh!

Forget Caetano!

Words to Know

legal	lay- <u>gow</u>	cool
Caetano Veloso	kah-eh- <u>tah</u> -noh veh- <u>loh</u> -zoo	Caetano Veloso
acho melhor	<u>ah</u> -shoo mel- <u>yoh</u>	I prefer
recentes	heh- <u>sehn</u> -cheez	recent
melhor de todos	meh-oooh- <u>yoh</u> jee <u>too</u> -dooz	the best of all
baratíssimo	bah-rah- <u>chee</u> -see-moh	really cheap
esqueça	eh- <u>skeh</u> -sah	(you) forget

Exploring Brazilian Treasures

Brazilian **mercados** (meh-*kah*-dooz) (*markets*) have plenty of **artesanato** (ah-teh-zah-nah-toh) (*handicrafts*) that you may want to **levar** (leh-vah) (*take*) with you. The type of **objetos** (ohb-zeh-tohz) (*objects*) you'll find depends on the **região** (hey-zhee-ow) (*region*) of Brazil in which you're shopping.



The two most popular **lembranças** (lehm-*brahn*-sahz) (*souvenirs*) from Brazil are probably **redes** (heh-jeez) (*hammocks*) and **berimbaus** (beh-reem-*bah*-ooz) (*musical instruments from the state of Bahia*).

A **berimbau** looks like the bow from a bow and arrow with a semi-open wooden gourd at the bottom. To play it, you pluck the bow with a metal coin and a thin wooden stick. The sound has an unusual twang, and the instrument is only capable of veering a note or two up or down. The **berimbau** is a beautiful instrument, with striped colors on the gourd and on the bow. And beginners, delight! It's impossible to make a bad sound on the instrument.

Also in Bahia are the famous colorful **fitas do Bonfim** (*fee-tahz doo boh-oong-feeng*) (*ribbons of Bonfin*), which come from a church called Bonfim in the city of Salvador. When you buy a **fita**, the seller ties it around your wrist and tells you to make a wish. The vendor then warns you **nunca** (*noon-kah*) (*never*) to take it off; otherwise, the wish won't come true. On the upside, if you let it disintegrate naturally, they say the wish you made will become reality!

Havaianas (*ah-vah-ee-ah-nahz*) (*Hawaiians*), a brand of beach flip-flops, are also a popular Brazilian item.

Many women enjoy the inexpensive **bijouteria** (*bee-zhoo-teh-ree-ah*) (*jewelry*) sold in outdoor markets. You can find handmade **anéis** (*ah-nay-eez*) (*rings*), **brincos** (*breeng-kohz*) (*earrings*), and **colares** (*koh-lah-reez*) (*necklaces*).

Check out some of these other classic Brazilian souvenirs:

- **um biquini** (*oohng bee-kee-nee*) (*a bikini*)
- **uma camiseta de um time de futebol** (*ooh-mah kah-mee-zeh-tah jee oong chee-mee jee foo-chee-bah-ooh*) (Literally: *a T-shirt of a soccer team*)



Soccer T-shirts with the team's name are sold all over Brazil. The shirts sold on the street are probably knockoffs. The official team shirts are very expensive. Check out [Chapter 15](#) for

more on talking about sports in Portuguese.

- ✓ **uma canga com a bandeira brasileira** (*ooh-mah kahn-gah kohng ah bahn-day-rah brah-zee-lay-dah*) (*a beach sarong used as a towel or skirt, printed with the Brazilian flag*)
- ✓ **música brasileira** (*moo-zee-kah brah-zee-lay-dah*) (*Brazilian music*)
- ✓ **uma pintura** (*ooh-mah peen-too-rah*) (*a painting*)
- ✓ **pó de guaraná** (*poh jee gwah-rah-nah*) (*guarana berry powder, used to make a traditional natural energy drink*)
- ✓ **produtos dos índios** (*proh-doo-tohz dooz een-jee-ohz*) (*products made by native Brazilian tribes; Literally: products of Indians*)

In Brazil, you can find tons of knickknacks made from a wide variety of materials, including the following:

- ✓ **barro** (*bah-hoh*) (*clay*)
- ✓ **cerâmica** (*seh-rah-mee-kah*) (*ceramics*)
- ✓ **madeira** (*mah-day-rah*) (*wood*)
- ✓ **palha** (*pahl-yah*) (*straw*)
- ✓ **pedra** (*peh-drah*) (*stone*)
- ✓ **renda** (*hehn-dah*) (*lace*)
- ✓ **sementes** (*seh-men-cheez*) (*seeds*)
- ✓ **vidro** (*vee-droh*) (*glass*)



If you want to know whether an item is *handmade*, ask whether it's **feito à mão** (*fay-toh ah mah-ooh*). For food, the term for *homemade* is **caseiro** (*kah zay-roh*), which comes from the

Negotiating Price in Outdoor Markets



As a rule of thumb, you can bargain in Brazil in **feiras** (*fay-rahs*) (*outdoor markets*) but not inside **lojas** (*loh-zhahz*) (*stores*). At **feiras**, most locals don't try to negotiate prices, but you can always try; it isn't considered offensive. (To find out how to say numbers in Portuguese, flip to [Chapter 4](#).)

Start out by asking how much something costs and then offer a lower price (see [Chapter 4](#) for Portuguese terms for numbers and [Chapter 13](#) to find out about money). Or you can tell a vendor that you have only a certain amount of money. The following phrases are helpful for bargaining.

Quanto custa? (*kwahn-toh koo-stah?*) (*How much does it cost?*)

Quanto que é? (*kwahn-toh kee eh?*) (*How much is it?*)

Posso pagar [number] reais? (*poh-sooh pah-gah [number] hay-ahys?*) (*Can I pay [number] reais?*)

Só tenho vinte reais. (*soh tang-yoh veen-chee hay-ahys.*) (*I have only 20 reais.*)

You can then accept the price the vendor gives you or make a final offer.



Of course, if you tell a vendor that you only have 15 reais, you don't want to pay with a 20-real bill. Separate the bills you want to use to buy an item before approaching the stall.

When bargaining, keep your cool. If you make the first move, your first offer should be about half of what you're prepared to pay; you can then accept the vendor's counteroffer or state your final price. Be firm but polite. Few vendors will give you their best price if they feel you're disrespecting them.




Fun & Games

The following words in Portuguese have been scrambled. Unscramble them! They are all color words:

Colors:

1. EDVER
2. RCNBAO
3. HMLEVREO
4. ZALU
5. SRAO
6. MMRROA

Try to identify all the items of clothing in the following illustration:



- A. _____
- B. _____
- C. _____
- D. _____
- E. _____
- F. _____
- G. _____

See [Appendix D](#) for the answers.



Chapter 9

Going Out on the Town

In This Chapter

- ▶ Making plans
- ▶ Checking out the music scene
- ▶ Enjoying museums, galleries, and movies
- ▶ Falling in love

When you think of Brazil, you probably think first of its **praias** (*prah-ee-ahz*) (*beaches*) (check out [Chapter 11](#)) and then **Carnaval** (*kah-nah-vah-oooh*) (see [Chapter 16](#)). But there's so much more to Brazilian culture! For starters, the country has fabulous **museus** (*moo-zay-ooz*) (*museums*) and a vibrant arts scene as well as lots of domestic **filmes** (*fee-oooh-meez*) (*movies*).

Brazilians also have an uncanny knack for enjoying themselves. Listening to **música ao vivo** (*moo-zee-kah ah-oooh vee-voo*) (*live music*) and taking in the atmosphere at a bar or enjoying tunes by local DJs at a **boate** (*boh-ah-chee*) (*nightclub*) are great cultural experiences, too. This chapter tells you what you need to know to explore and appreciate the art and culture of Brazil and to enjoy yourself as much as any Brazilian.

Talking about Going Out

Free ebooks => www.Ebook777.com
Está a fim de sair? (es-tah ah fíng jee sah-eeh?) (*Are you in the mood to go out?*)

Whether you're itching for **música ao vivo** (moo-zee-kah ah-oooh vee-vooh) (*live music*) or something else, you can use the following phrase to ask locals what there is to do around town:

O que você recomenda para fazer hoje à noite? (ooh kee voh-seh heh-koh-mehn-dah pah-rah fah-zeh oh-zhee ah noh-ee-chee?)
(*What do you recommend doing tonight?*)

The locals may ask, **O que você gosta?** (ooh kee voh-seh goh-stah?) (*What do you like?*). You can respond **Gosto de . . .** (goh-stoh jee . . .) (*I like . . .*) followed by one of the following:

- ✓ **bares** (bah-reez) (*bars*)
- ✓ **boates** (boh-ah-cheez) (*nightclubs*)
- ✓ **cinema** (see-neh-mah) (*cinema*)
- ✓ **espectáculos** (eh-spek-tah-koo-lohz) (*shows*)
- ✓ **eventos culturais** (eh-ven-tohz kool-too-rah-eez) (*cultural events*)
- ✓ **festas** (fes-tahz) (*parties*)
- ✓ **teatro** (chee-ah-troh) (*theater*)

If you're new in town and just want to ask how to get to the **centro** (sen-troh) (*downtown*), say **Onde fica o centro?** (ohn-jee fee-kah ooh sen-troh?) (*Where's the downtown area?*).

Inviting someone out and being invited

Of course, the best scenario happens not when you have to ask a local about things around town but when a local **te convida** (chee kohn-vee-dah) (*invites you*) to some event. He or she may say:

Estou te convidando! (eh-stoh chee kohn-vee-dahn-doh!) (*I'm*

Vem conosco! (*vang koh-noh-skoh!*) (*Come with us!*)

Vem comigo! (*vang koh-mee-goo!*) (*Come with me!*)

If you're the one who's doing the inviting, you can use one of the preceding expressions or any of the following:

Quer ir comigo? (*keh ee koh-mee-goo?*) (*Do you want to go with me?*)

Quer vir conosco? (*keh vee koh-noh-skoh?*) (*Do you want to come with us?*)

Quero te convidar. (*keh-roo chee kohn-vee-dah.*) (*I want to invite you.*)

Here are more specific examples of common expressions using **convidar** (*kohn-vee-dah*) (*to invite*):

Quero convidar a todos para a minha casa. (*keh-roo kohn-vee-dah ah toh-dooz pah-rah ah meen-yah kah-zah.*) (*I want to invite everyone to my house.*)

Estão convidando a gente para a praia. (*eh-stah-oooh kohn-vee-dahn-doh ah zhang-chee pah-rah ah prah-ee-ah.*) (*They're inviting us to go to the beach.*)



Brazilians often say **a gente** (*ah zhang-chee*) rather than **nós** (*nohz*) to mean *we* or *us*. **A gente** literally means *the people*. It's as if you're talking about another group of people to talk about yourself and a friend, then you conjugate it as if it's one person. Here's an example: A woman tells her husband that she and a friend are going to the beach: **A gente vai para praia** (*ah zhang-chee vah-ee pah-rah prah-ee-ah*) (*We are going to the beach*). The

Free ebooks => www.Ebook777.com
textbook way of saying the same thing (which Brazilians use as well) is **Nós vamos para praia** (*nohz vah-mooz pah-rah prah-ee-ah*) (*We are going to the beach*).

Asking what a place or event is like

After you have an idea about the **evento** (*eh-ven-toh*) (*event*) or **lugar** (*loo-gah*) (*place*) that a person from the area is recommending, you may want to ask for **mais detalhes** (*mah-eez deh-tahl-yeez*) (*more details*).

Here are a few questions that can help you gather details:

Como é o lugar? (*koh-moo eh ooh loo-gah?*) (*What's the place like?*)

Quando começa? (*kwahn-doh koh-meh-sah?*) (*When does it start?*)

Onde fica? (*ohn-jee fee-kah?*) (*Where is it?*)

Tem algum motivo? (*tang ah-ooh-goong moh-chee-voh?*) (*Why is it being put on?*)

O que é, exatamente? (*ooh kee eh, eh-zah-tah-men-chee?*) (*What is it, exactly?*)

Try these additional phrases to get even more clues:

Custa caro? (*koo-stah kah-roh?*) (*Is it expensive?*)

Vai ter muitas pessoas? (*vah-ee teh moh-ee-tahz peh-soh-ahz?*) (*Will there be a lot of people?*)

Que tipo de música vai ter? (*kee chee-poh jee moo-zee-kah vah-ee teh?*) (*What type of music will there be?*)

Que tipo de gente? (*kee chee-poh jee zhang-chee?*) (*What type of people?*)

É informal ou formal? (*eh een-foh-mah, ooh ooh foh-mah-ooh?*)

(*Is it informal or formal?*)

Vale a pena ir? (*vah-lee ah peh-nah ee?*) (*Is it worth going?*)

You're likely to hear these answers to your questions about an event:

Não custa caro. (*nah-oooh koo-stah kah-roh.*) (*It's not expensive.*)

Vai ser muito bom. (*vah-ee seh moh-ee-toh boh-oong.*) (*It's going to be really good.*)

Vale a pena. (*vah-lee ah peh-nah.*) (*It's worth going.*)

Deve ter bastante gente. (*deh-vee teh bah-stahn-chee zhang-chee.*) (*There should be a lot of people.*)

O lugar é pequeno. (*oooh loo-gah eh peh-keh-noh.*) (*The place is small.*)

É muito jovem. (*eh moh-ee-toh zhoh-vang.*) (*It's a young crowd – typically meaning people in their 20s.*)

É para todas as idades. (*eh pah-rah toh-dahz ahz ee-dah-jeez*) (*It's for all ages.*)

É um bar gay. (*eh oong bah gay.*) (*It's a gay bar.*)



Brazilians describe a gay venue as **GLS** (*zheh eh-lee eh-see*), which is short for **gay, lésbica, e simpatizantes** (*gay, lehz-bee-kah, ee seem-pah-chee-zahn-cheez*) (*gay, lesbian, and those sympathetic*). You'll hear people say both **gay** and **GLS**.

Two other important questions to ask about bars or events is whether there's an **entrada** (*en-trah-dah*) (*cover charge*) and whether the place has a **consumação mínima** (*kohn-soo-mah-sah-oooh mee-nee-mah*) (*minimum charge; Literally: minimum consumption*), meaning you must spend a certain amount of money on drinks or food while you're

there. Ask **Paga para entrar?** (*pah-gah pah-rah en-trah?*) (*Does it have a cover charge?*) or **Tem consumação mínima?** (*tang kohn-soo-mah-sah-oooh mee-nee-mah?*) (*Is there a minimum charge?*).



At many bars in Brazil, you receive a paper card called a **comanda** (*koh-mahn-dah*) when you walk in. Instead of paying for food and drinks when you order them, the bartender or waiter marks your orders on the card. Each person gets a card; they aren't for groups. When you're ready to leave, you wait in line by the cashier and pay for everything at once.

Taking in Brazil's Musical Culture

The one thing you shouldn't miss doing in Brazil **de noite** (*jee noh-ee-chee*) (*at night*) is listening to **música ao vivo** (*moo-zee-kah ah-oooh vee-voh*) (*live music*). Normally this involves going to a restaurant or bar where there's a **cantor** (*kahn-toh*) (*singer*). Most often, the **cantor** plays the **violão** (*vee-oh-lah-oooh*) (*acoustic guitar*) while singing. Sometimes there's a **baterista** (*bah-teh-rees-tah*) (*drummer*) and someone playing the **baixo** (*bah-ee-shoh*) (*bass guitar*) to accompany the **cantor**.



Live singers in Brazil repeat ad infinitum about 40 Brazilian top hits that span the past several decades. The **plateia** (*plah-tay-ah*) (*crowd*) always loves these songs and often sings along. For a long time after I moved to Brazil, I recognized only a few **canções** (*kahn-soh-eez*) (*songs*). But before I left, I realized in a

Free ebooks => www.Ebook777.com
bar one night that I knew all the songs! It's true that the top hits are drummed into your brain over the years (you even hear them in the supermarkets), but learning them was still a small victory for me.

Using the musical verb: Tocar

Você toca algum instrumento? (*voh-seh toh-kah ah-oooh-goong een-stroo-men-toh?*) (*Do you play an instrument?*) In Brazil, the **violão** is by far the most common instrument played. But Brazilians appreciate all kinds of music, and anything having to do with music is a great conversation starter.

Here's how you conjugate **tocar** (*toh-kah*) (*to play [an instrument]*).

<i>Conjugation</i>	<i>Pronunciation</i>
eu toco	<i>eh-oooh toh-koo</i>
você toca	<i>voh-seh toh-kah</i>
ele/ela toca	<i>eh-lee/eh-lah toh-kah</i>
nós tocamos	<i>nohz toh-kah-mohz</i>
eles/elas tocam	<i>eh-leez/eh-lahz toh-kah-oooh</i>
vocês tocam	<i>voh-sehz toh-kah-oooh</i>

This is how you say the names of popular instruments in Portuguese:

- ✔ **o violão** (*oooh vee-oooh-lah-oooh*) (*acoustic guitar*)
- ✔ **o baixo** (*oooh bah-ee-shoh*) (*bass guitar*)
- ✔ **a guitarra** (*ah gee-tah-hah*) (*electric guitar*)
- ✔ **a bateria** (*ah bah-teh-ree-ah*) (*drums*)
- ✔ **a flauta** (*ah flah-oooh-tah*) (*flute*)
- ✔ **o piano** (*oooh pee-ah-noh*) (*piano*)

✓ **o violino** (oooh vee-oooh-lee-noh) (*violin*)

Here are some phrases you can use to talk about playing instruments:

Eu toco piano. (*eh-oooh toh-koo pee-ah-noh.*) (*I play the piano.*)

Ela toca bateria. (*eh-lah toh-kah bah-teh-ree-ah.*) (*She plays the drums.*)

Eles tocam violão. (*eh-leez toh-kah-oooh vee-oh-lah-oooh.*) (*They play the guitar.*)



Brazilians talk about the shape of the guitar as the model for the ideal woman's body. English-speakers say *hourglass figure*; Brazilians say **corpo de violão** (*koh-poo jee vee-oooh-lah-oooh*) (*guitar-shaped body*).

Now for Brazilian instruments; here are some of the most famous music-makers:

✓ **o berimbau** (oooh *beh-reem-bah-oooh*): A large bow that's played with a wooden stick. It's used to accompany the Brazilian martial arts form **capoeira** (*kay-poh-ay-rah*).

✓ **o cavaquinho** (oooh *kah-vah-keen-yoh*): An instrument similar to a ukulele. It's used in bands that play **samba** (*sahm-bah*), Brazil's national rhythm, a three-step beat that can either be moderate tempo or fast, and **chorinho** (*shoh-heen-yoh*), an older form of samba popular in the 19th century until the 1920s in Brazil).

✓ **a cuíca** (*ah kwee-kah*): A stick that's rubbed through what looks like a small drum. It makes a donkey hee-haw or whine, depending on how it's moved.

✓ **o pandeiro** (oooh *pahn-day-roh*): A tambourine.

✓ **o paxixi** (oooh pah-shee-shee): A woven rattle.

✓ **a sanfona** (ah sahn-foh-nah): An accordion used for **forró** music.



If you want to talk about children (or adults!) *playing*, avoid the verb **tocar**, which is only for playing instruments. Instead, use the verb **brincar** (bring-kah), as in the following example:

As crianças gostam de brincar. (ahz kree-ahn-sahz goh-stah-oooh jee bring-kah.) (*Children like to play.*)

Brincar also means *to kid around*. **Está brincando?** (eh-stah bring-kahn-doh?) is a popular phrase that means *Are you kidding?*

And if you want to talk about *playing sports*, use the verb **jogar** (zhoh-gah). Flip to [Chapter 15](#) to learn all about **jogar**.

Using the dancing verb: Dançar

Especially if you're **solteiro/a** (sohl-tay-doh/dah) (*a single person*), you'll probably want to know how to ask someone to **dançar** (dahn-sah) (*dance*). You also need to know how you'll be asked to **dançar**.



Couple-dancing is very common in Brazil. The most popular form is probably **forró** (foh-hoh), a fast-paced, country-sounding music and accompanying dance form that originates in the northeast. **Samba** (sahm-bah), the best-known music and dance from Brazil, is generally not for **casais** (kah-zah-eez) (*couples*), at least during festivals. You dance the samba **sozinho** (soh-zeen-yoh) (*alone*).

Take a peek at the conjugations for **dançar**.

Conjugation**Pronunciation**

eu danço	<i>eh-oooh dahn-soh</i>
você dança	<i>voh-seh dahn-sah</i>
ele/ela dança	<i>eh-lee/eh-lah dahn-sah</i>
nós dançamos	<i>nohz dahn-sah-mohz</i>
eles/elas dançam	<i>eh-leez/eh-lahz dahn-sah-oooh</i>
vocês dançam	<i>voh-sehz dahn-sah-oooh</i>

Practice these common expressions that include **dançar**:

Vamos dançar? (*vah-mohz dahn-sah?*) (*Shall we dance?*)

Quer dançar comigo? (*keh dahn-sah koh-mee-goo?*) (*Do you want to dance with me?*)

Não sei dançar. (*nah-oooh say dahn-sah.*) (*I don't know how to dance.*)

Using the singing verb: Cantar

Você gosta de cantar? (*voh-seh goh-stah jee kahn-tah?*) (*Do you like to sing?*) The verb **cantar** (*kahn-tah*) (*to sing*) is a great, basic verb to practice. Its ending is **-ar**, so the conjugations are a piece of cake (find information on conjugating verbs in [Chapter 2](#)).

Conjugation**Pronunciation**

eu canto	<i>eh-oooh kahn-toh</i>
você canta	<i>voh-seh kahn-tah</i>
ele/ela canta	<i>eh-lee/eh-lah kahn-tah</i>
nós cantamos	<i>nohz kahn-tah-mohz</i>
eles/elas cantam	<i>eh-leez/eh-lahz kahn-tah-oooh</i>
vocês cantam	<i>voh-sehz kahn-tah-oooh</i>

Here are some ways you can use **cantar**:

Ela canta super bem. (eh-lah kahn-tah soo-peh bang.) (*She sings really well.*)

Eu não canto muito bem. (eh-oooh nah-oooh kahn-toh moh-ee-toh bang.) (*I don't sing very well.*)

Você canta? Não sabia. (voh-seh kahn-tah? nah-oooh sah-bee-ah.) (*You sing? I didn't know.*)

Nós cantamos no chuveiro. (nohz kahn-tah-mohz noh shoo-vay-roh.) (*We sing in the shower.*)

Exploring Art

Brazil has plenty of **galerias de arte** (gah-leh-ree-ahz jee ah-chee) (*art galleries*) and **museus** (moo-zeh-ooohz) (*museums*). The biggest and most famous ones are in some of the country's largest cities, São Paulo and Rio, and its capital, Brasilia; but intriguing smaller museums are in all sorts of nooks and crannies of the country. Brazil also has great **centros culturais** (sen-trohzh kool-too-rah-eez) (*cultural centers*), which host their own **exposições de arte** (eks-poh-zee-soh-eez jee ah-chee) (*art exhibitions*).

Inside Brazil's **galerias de arte**, **museus**, and **centros culturais**, you can find **quadros** (kwah-drohzh) (*paintings*), **esculturas** (eh-skool-too-rahz) (*sculptures*), **fotografias** (foh-toh-grah-fee-ahz) (*photographs*), and **objetos históricos** (ohb-zeh-tohz ee-stoh-ree-kohz) (*historic objects*) — just like in any major art institution in the world.

Check out some phrases that deal with **arte** (ah-chee) (*art*):

Você gosta de arte? (voh-seh goh-stah jee ah-chee?) (*Do you like*

art?)

Tem uma exposição muito boa no Itaú Cultural. (*tang ooh-mah eggs-poh-zee-sah-oooh moh-ee-toh boh-ah noh ee-tah-oooh kool-too-rah-oooh.*) (*There's a really good exhibition at Itaú Cultural Center.*)

Tem uns quadros famosos do Picasso naquele museu. (*tang oonz kwah-droh-z fah-moh-zooz doo pee-kah-soh nah-keh-lee moo-zeh-oooh.*) (*There are some famous Picasso paintings in that museum.*)

Eu adoro as vernissages. (*ee-oooh ah-doh-roo ahz veh-nee-sah-zhez.*) (*I love art exhibition opening nights.*)

Going to the Movies

What type of **filmes** (*fee-oooh-meez*) (*movies*) do you like? Have you ever seen **um filme brasileiro** (*oong fee-oooh-mee brah-zee-lay-roh*) (*a Brazilian movie*)? You may be surprised to find out that the Brazilian **indústria de filmes** (*een-doo-stree-ah jee fee-oooh-meez*) (*movie industry*) is very large and produces many high-quality movies every year. (Check out [Chapter 18](#) for a list of some classic Brazilian movies you can rent.)



At most **salas de cinema** (*sah-lahz jee see-neh-mah*) (*movie theaters*) in Brazil, about half of the **filmes** playing are Brazilian. Several **filmes novos** (*fee-oooh-meez noh-vooz*) (*new films*) come out every month. In addition to domestic films, you can also see **filmes americanos** (*fee-oooh-meez ah-meh-ree-kah-nohz*) (*American movies*) and **filmes europeus** (*fee-oooh-meez eh-oooh-*

You may want to ask whether a movie is **legendado** (leh-zhang-dah-doo) (*subtitled*) or **dublado** (doo-blah-doo) (*dubbed over*). Subtitled films are also sometimes referred to as **versão original** (veh-sah-oooh oh-ree-zhee-nah-oooh) (*original version*).

Here are some handy phrases you can use to talk about **filmes**:

Vamos ao cinema? (vah-mohz ah-oooh see-neh-mah?) (*Do you want to go to the movies?*)

Quer assistir um filme? (keh ah-sees-chee oong fee-oooh-mee?) (*Do you want to see a movie?*)

Que tipo de filmes você gosta? (kee chee-poh jee fee-oooh-meez voh-seh goh-stah?) (*What type of movies do you like?*)

Qual filme você gostaria de ver? (kwah-oooh fee-oooh-mee voh-seh gohs-tah-ree-ah jee veh?) (*Which movie do you want to see?*)

Talkin' the Talk



Diogo (jee-oh-goh) and **Catarina** (kah-tah-ree-nah) talk about going to the movies together. (Track 16)

Diogo:

Vamos ao cinema?

vah-mohz ah-oooh see-neh-mah?

Should we go to the movies?

Catarina:

Vamos. Qual filme gostaria de assistir?

vah-mohz. kwah-oooh fee-oooh-mee gohs-tah-ree-ah jee ah-sees-chee?

Let's go. What movie do you want to see?

Diogo:

Estou com vontade de assistir uma comédia.

eh-stoh koh-oong vohn-tah-jee jee ah-sees-chee ooh-mah koh-meh-jah.

Catarina:

Para mim, qualquer filme fila tá bom.

pah-rah mee, kwah-keh fee-oooh-mee fee-lah tah boh-oong.

For me, any movie line is good.

Diogo:

É verdade. Hoje é sábado.

eh veh-dah-jee. oh-zhee eh sah-bah-doh.

That's right. Today is Saturday.

Catarina:

Bom, vamos para a Sala UOL?

boh-oong, vah-mohz pah-rah ah sah-lah ooh-oh-oooh?

Well, should we go to the UOL (name of a movie theater)?

Diogo:

Tá bom. Você espera na fila, e eu compro a pipoca.

tah boh-oong. voh-seh eh-speh-rah nah fee-lah, ee eh-oooh kohm-proh ah pee-poh-kah.

Okay. You wait in the line, and I'll buy the popcorn.

Catarina:

Acha justo isso?

ah-shah zhoo-stoh ee-soh?

Do you think that's fair?

Diogo:

(With a laugh) **Acho.**

ah-shoo.

Yes, I do (Literally: I think).

Words to Know

Estou com vontade . . .	eh- <u>stoh</u> koh-oong vohn- <u>tah</u> -jee . . .	I feel like . . . (what you feel like doing)
assistir	ah-sees- <u>chee</u>	to watch (a movie, a show, TV)
uma comédia	<u>ooh</u> -mah koh- <u>meh</u> -jah	a comedy
para mim	<u>pah</u> -rah <u>mee</u>	for me
qualquer	<u>kwah</u> -keh	any/whichever
fila	<u>fee</u> -lah	line (of people)
verdade	veh- <u>dah</u> -jee	true/truth
bom	<u>boh</u> -oong	so/well
vamos	<u>vah</u> -mohz	let's go/should we go?
ver	veh	to see
espera	eh- <u>speh</u> -rah	wait
pipoca	pee- <u>poh</u> -kah	popcorn
Acha . . . ?	<u>ah</u> -shah . . . ?	Do you think . . . ?
justo	<u>zhoo</u> -stoh	fair
isso	<u>ee</u> -soh	this/that

Names of non-Brazilian **filmes**, such as American and European ones, are often translated into Portuguese with a funny result. My favorite is the movie *O Brother, Where Art Thou?* (2000), which was translated

Free ebooks => www.Ebook777.com
as **E Aí, Irmão, Cadê Você?** (ee ah-ee eeh-mah-oooh, kah-deh voh-she?) (*Hey Dude, Where Are You?*). Of course, Brazilians probably laugh at how we translate their movie titles, too!

Falling in Love — in Portuguese

Speaking of going out at night, this section touches on dating. They say **o amor** (oooh ah-moh) (*love*) is the international **língua** (ling-gwah) (*language*). And I believe that's true, but why would anyone want to love **sem falar** (seen fah-lah) (*without talking*), when saying **palavras carinhosas** (pah-lahv-rahs kah-reen-yoh-zahs) (*lovey-dovey words*) in Portuguese is so much fun?

Brazilian Portuguese is an extremely romantic **língua**. Not only are the sounds beautiful and melodic, but Brazilians themselves are very **românticos** (hoh-mahn-chee-kooz) (*romantic*). And you can't separate the **língua** from its **cultura** (kool-too-rah) (*culture*). The language **é cheia de poesia** (eh shay-ah jee poh-eh-zee-ah) (*is full of poetry*).



In Brazil, most people are up-to-date on the television **novelas** (noh-veh-lahz) (*soap operas*). And with the vast majority of Brazilian **novelas** dealing with a **paixão** (ah pah-ee-shah-oooh) (*passion*), most Brazilians think about romance a lot. The stories are **alegres** (ah-leh-greez) (*happy*) and **tristes** (trees-cheez) (*sad*), of course, with a touch of **tragédia** (trah-zheh-jee-ah) (*tragedy*).



Brazilians even have a specific verb to describe the act of walking around town in a love-lock with your honey: **namorar**

(*nah-moh-rah*). That could mean either smooching in public or just walking hand in hand, gazing into each others' eyes. The root of the verb is **amor**. What did **Jaqueline** (*zhah-keh-lee-nee*) do Saturday? **Ela foi namorar** (*eh-lah foh-ee nah-moh-rah*).

Girlfriend, by the way, is **namorada** (*nah-moh-rah-dah*), and *boyfriend* is **namorado** (*nah-moh-rah-doo*). After things move along and the happy couple has a **casamento** (*kah-zah-men-toh*) (*wedding*), they become *husband and wife* — **marido e mulher** (*mah-ree-doo ee mool-yeh*).

Check out some classic romantic phrases in Portuguese:

Eu te amo. (*eh-oooh chee ah-moo.*) (*I love you.*)

Você quer casar comigo? (*voh-seh see keh kah-zah koh-mee-goo?*) (*Will you marry me?*)

Eu estou apaixonado/a. (*eh-oooh eh-stoh ah-pah-ee-shee-oooh-nah-doo/dah.*) (*I'm in love.*)

Estou com muita saudade de você. (*eh-stoh kohng moh-ee-tah sah-oooh-dah-jee jee voh-seh.*) (*I miss you very much.*)

Me dá um beijo. (*mee dah oong bay-zhoh.*) (*Give me a kiss.*)

Eu vou te amar por toda a minha vida. (*eh-oooh voh chee ah-mah poh toh-dah ah ming-yah vee-dah.*) (*I'm going to love you for the rest of my life.*)

And here's how Brazilians say sweet nothings:

✔ **o meu amor** (*oooh meh-oooh ah-moh*) (*my love*)

✔ **o meu querido/a minha querida** (*oooh meh-oooh keh-ree-doo/ah ming-yah keh-ree-dah*) (*my honey; Literally: my loved one*)

✔ **o meu fofinho/a minha fofinha** (*oooh meh-oooh foh-fing-yoh/ah ming-yah foh-fing-yah*) (*my sweetie; Literally: my soft, fluffy one*)



Try out these classic romantic phrases that Brazilians use to **paquerar** (pah-keh-rah) (*flirt*):

Você é muito lindo/a. (voh-seh eh moh-ee-toh leen-doh/dah.)
(*You're really handsome/beautiful.*)

Você tem olhos muito bonitos. (voh-seh tang ohl-yooz moh-ee-toh boo-nee-too-z.) (*You have very pretty eyes.*)

Gosto muito de você. (goh-stoo moh-ee-toh jee voh-seh.) (*I really like you.*)

Here are some practical phrases, too, for when you meet someone you're interested in:

Me dá o seu número de telefone? (mee dah ooh seh-oooh noo-meh-roh jee teh-leh-foh-nee?) (*Will you give me your phone number?*)

O que vai fazer amanhã? (ooh kee vah-ee fah-zeh ah-mahn-yah?)
(*What are you doing tomorrow?*)

Quer ir ao cinema comigo? (keh ee ah-oooh see-neh-mah koh-mee-goo?) (*Do you want to go to the movies with me?*)

Of course, these are all things you say after the very first question: **Qual é seu nome?** (kwah-oooh eh seh-oooh noh-mee?) (*What's your name?*) or **Quer dançar?** (keh dahn-sah?) (*Do you want to dance?*)

Talkin' the Talk



Pay attention as **Jorge** (zhoh-zhee) and **Glória** (gloh-ree-ah) flirt with each other.
(Track 17)

Olá, quer dançar?

oh-lah, keh dahn-sah?

Hi, do you want to dance?

Glória:

Tá bom.

tah boh-oong.

Okay.

Jorge:

Você é muito linda. Qual é seu nome?

voh-seh eh moh-ee-toh leen-dah. kwah-oooh eh seh-oooh noh-mee?

You're very pretty. What's your name?

Glória:

Obrigada. Sou a Glória. E você?

oh-bree-gah-dah. soh ah gloh-ree-ah. ee voh-seh?

Thanks. I'm Gloria. And you?

Jorge:

Jorge. Você vem muito aqui? Nunca te vi aqui.

zhoh-zhee. voh-seh vang moh-ee-toh ah-kee? noong-kah chee vee ah-kee.

Jorge. Do you come here often? I've never seen you here.

Glória:

Só vim uma vez antes.

soh ving ooh-mah vehz ahn-cheez.

I only came once before.

Jorge:

Espero te ver mais por aqui.

eh-speh-roo chee veh mah-eez poh ah-kee.

I hope to see you here more.

Glória:

Eu também.

eh-oooh tahm-bang.

Me, too.

Words to Know

Você vem muito
aqui?

voh-seh vang moh-ee-
toh ah-kee?

Do you come here
often?

vim

ving

I came

uma vez

ooh-mah vehz

one time

Espero te ver
mais.

eh-speh-roo chee veh
mah-eez.

I hope to see you
more.



Fun & Games

Match the following fun activities with their English translation. **Relaxe** (heh-*lah*-shee) (*relax*), you probably know more answers than you realize!

- | | |
|-----------------------------|--------------------------|
| 1. exposição de arte | a. <i>bar</i> |
| 2. cinema | b. <i>nightclub</i> |
| 3. boate | c. <i>party</i> |
| 4. bar | d. <i>art exhibition</i> |
| 5. festa | e. <i>movies</i> |

Turn to [Appendix D](#) for the answers.



Chapter 10

Chatting About Business and the Economy

In This Chapter

- ▶ Talking about your job
- ▶ Writing e-mails and sending snail-mail
- ▶ Discussing business by phone
- ▶ Setting up a meeting
- ▶ Speaking up on economic issues

If you bought this book because you're going to Brazil on a **viagem de negócios** (vee-ah-zhang jee neh-goh-see-ooz) (*business trip*), then you must already know that the **economia** (eh-koh-no-mee-ah) (*economy*) there is booming. Brazil is an attractive place to **investir** (een-ves-chee) (*invest*) in and find terrific **oportunidades de negócios** (oh-poh-toon-ee-dah-jees jee neh-goh-see-oohs) (*business deals*) these days.

São Paulo is best known among Brazil's business-oriented cities — no doubt because it's the country's headquarters for **bancos** (bahn-koos) (*banks*) and other **indústrias** (een-doo-stree-ahs) (*industries*). Yet other parts of Brazil are vital to the country's economy, too. Brazil's **recursos naturais** (heh-koo-sohs nah-too-rah-ees) (*natural resources*), for instance, are concentrated in the Amazon region, whereas the nation's rapidly growing **setor de petróleo e gás** (seh-toh jee peh-troh-lee-oooh e gah-eez) (*oil and gas sector*) is located in Rio.

Brazil boasts the largest economy in Latin America, and a big part of this economy is the nation's considerable financial services sector. The country's main **bolsa de valores** (*bohl-sah jee vah-loh-reez*) (*stock markets*), the **Bolsa de Valores de São Paulo** (BM&FBovespa), are located in São Paulo, which is the trading center for stock in the country's banks as well as its oil and gas sector. The **Índice Bovespa** (*een-jee-see boh-veh-spah*) is Brazil's equivalent to Standard & Poor's 500 stock index of major companies.

O que você faz? What Do You Do?

Whether you're going to Brazil for **negócios** (*neh-goh-see-ooz*) (*business*) or **prazer** (*prah-zeh*) (*pleasure*), you may want to explain to someone what type of **trabalho** (*trah-bahl-yoo*) (*work*) you do.

Here's a list of some common **profissões** (*proh-fee-soh-eez*) (*professions*). Remember to change the last **-o** to an **-a** if you're a female:

- ✓ **advogado/a** (*ahj-voh-gah-doo/dah*) (*lawyer*)
- ✓ **arquiteto/a** (*ah-kee-teh-too/tah*) (*architect*)
- ✓ **artista** (*ah-chees-tah*) (*artist*)
- ✓ **designer de interiores** (*dee-zah-een-eh jee een-teh-ree-oh-reez*) (*interior designer*)
- ✓ **estudante** (*es-too-dahn-chee*) (*student*)
- ✓ **técnico de informática** (*tehk-nee-koh jee een-foh-mah-chee-kah*) (*technology specialist*)
- ✓ **engenheiro/a** (*en-zhen-yeh-roo/rah*) (*engineer*)

- ✓ **jornalista** (zhó-nah-tees-tah) (*journalist*)
- ✓ **médico/a** (meh-jee-koo/kah) (*doctor*)
- ✓ **professor/a** (pdoh-feh-soh/soh-rah) (*teacher*)
- ✓ **psicólogo/a** (psee-koh-loh-goo/gah) (*psychologist*)
- ✓ **voluntário/a** (voh-loon-tah-ree-oh/ah) (*volunteer*)

If you work for a not-for-profit, you can say **Eu trabalho para um grupo sem fins lucrativos** (eh-oo trah-bahl-yoo pah-rah oong gruh-poh sang fings loo-krah-chee-vohz) (*I work for a not-for-profit*). Brazilians also refer to non-profits as **ONGs** (ong-geez, short for **organização não governamental** or *non-governmental organization*).

Business people can start off by saying **Eu sou da área de negócios** (eh-oo soh dah ah-ree-ah jee neh-goh-see-ooz) (*I work in business*). Then you can add your **posição** (poh-zee-sah-oo) (*position*) within the **empresa** (em-preh-zah) (*company*):

- ✓ **analista** (ah-nah-lee-stah) (*analyst*)
- ✓ **assistente** (ah-sees-tang-chee) (*assistant*)
- ✓ **chefe** (sheh-fee) (*head*)
- ✓ **contador** (kohn-tah-doh) (*accountant*)
- ✓ **diretor/a** (jee-rek-toh/jee-rek-toh-rah) (*director*)
- ✓ **dono/a** (doh-noo/doh-nah) (*owner*)
- ✓ **gerente** (zheh-ren-chee) (*manager*)
- ✓ **porta-voz** (poh-tah vohz) (*spokesperson*)
- ✓ **presidente** (preh-zee-dang-chee) (*president*)

Applying the doing verb: Fazer

After you disclose what your basic **trabalho** is, you may want to

Free ebooks ==> www.Ebook777.com
explain a little more about what your company **faz** (fahz) (*makes/does*). The verb **fazer** (fah-zeh) (*to do/make*) is one that Brazilians use often to talk about work and many other things, too.

Conjugation	Pronunciation
eu faço	eh-oooh fah-soo
você faz	voh-seh fahz
ele/ela faz	eh-lee/eh-lah fahz
nós fazemos	nos fah-zeh-moos
eles/elas fazem	eh-leez/eh-lahs fah-zang
vocês fazem	voh-sehz fah-zang

Here's how to use the past tense of **fazer** (see [Chapter 6](#) for more on using the past tense).

Conjugation	Pronunciation
eu fiz	eh-oooh fis
você fez	voh-seh fehz
ele/ela fez	eh-lee/eh-lah fehz
nós fizemos	nos fih-zeh-moos
eles/elas fizeram	eh-leez/eh-lahs fee-zeh-rahm
vocês fizeram	voh-sehz fee-zeh-rah-rahm

Check out some example sentences that use both the present and past tenses of **fazer**:

O que você faz? (oooh kee voh-seh fahz?) (*What do you do?*)

A minha empresa faz relatórios para a indústria de telecomunicações. (ah meen-yah em-preh-zah fahz heh-lah-toh-ree-ooz pah-rah ah een-doos-tree-ah jee teh-leh-koh-moo-nee-kah-soy-eez.) (*My company does reports for the*

Nós fizemos um anúncio para a Coca-Cola aqui no Brasil. (nos fih-zeh-moos oong ah-noon-see-oh pah-rah ah koh-kah koh-lah ah-kee noo brah-zee-oooh.) (*We did an ad for Coca-Cola here in Brazil.*)

Vou fazer uma apresentação amanhã; estou nervosa! (voh fah-zeh ooh-mah ah-preh-zen-tah-sah-oooh ah-mahn-yah; eh-stow neh-voh-zah!) (*I'm doing a presentation tomorrow; I'm nervous!*)

Eu faço esculturas feitas de metal. (eh-oooh fah-soo eh-skool-too-rahhs fay-tahs jee meh-tah-oooh.) (*I make sculptures made of metal.*)

And now, some non-work-related ways you can use **fazer**:

Vou fazer uma salada. (voh fah-zeh ooh-mah sah-lah-dah.) (*I'm going to make a salad.*)

Como as ostras fazem pérolas? (koh-moo ahz ohs-trahs fah-zang peh-roh-lahs?) (*How do oysters make pearls?*)

O quê vocês fizeram ontem no Rio? (ooh kee voh-sehz fee-zeh-rahm ohn-tang noo hee-oooh?) (*What did you guys do yesterday in Rio?*)

O que posso fazer? (ooh kee poh-soo fah-zeh?) (*What can I do?*)



Sometimes, **fazer** is used to mean something besides *to make/do*. **Fazer uma festa** (fah-zeh ooh-mah fes-tah), for example, means *to throw a party*.

Fazer falta (fah-zeh fah-oooh-tah) means *to be necessary*. If you ask someone whether you should bring **um guarda-chuva** (oong gwah-dah shoo-vah) (*an umbrella*) out today, she may answer, **Não precisa** (nah-oooh preh-see-zah) (*It's not necessary*).

Using the *working verb*: **Trabalhar**

Similar to the word **trabalho**, the verb **trabalhar** (trah-bahl-yah) (*to work*) can help you explain your responsibilities.

Conjugation

Pronunciation

eu trabalho	eh-oooh trah-bahl-yoo
você trabalha	voh-seh trah-bahl-yah
ele/ela trabalha	eh-lee/eh-lah trah-bahl-yah
nós trabalhamos	nos trah-bahl-yah-moos
eles/elas trabalham	eh-leez/eh-lahs trah-bahl-yah-oooh
vocês trabalham	voh-sehz trah-bahl-yah-oooh

Here's how to use the past tense of **trabalhar** (see [Chapter 6](#) for more on using the past tense).

Conjugation

Pronunciation

eu trabalhei	eh-oooh trah-bahl-yay
você trabalhou	voh-seh trah-bahl-yoh
ele/ela trabalhou	eh-lee/eh-lah trah-bahl-yoh
nós trabalhamos	nos trah-bahl-yah-moos
eles/elas trabalharam	eh-leez/eh-lahs trah-bahl-yah-rah-oong
vocês trabalharam	voh-sehz trah-bahl-yah-oooh

Here are some example sentences:

Em que você trabalha? (ang *kee* voh-seh trah-bahl-yah?) (*What kind of work do you do?*)

Eu trabalho na área de marketing. (eh-oooh trah-bahl-yoo nah ah-ree-ah jee mah-keh-ching.) (*I work in marketing. Literally: I work in the area of marketing.*)

Você trabalha muito! (voh-seh trah-bahl-yah moo-ee-too!) (*You work a lot!*)

Eu estou procurando um trabalho. (eh-oooh es-toh proh-koo-rahn-doh oong trah-bahl-yoh.) (*I'm looking for a job.*)

Eu preciso trabalhar este fim de semana; que saco! (eh-oooh preh-see-zoo trah-bahl-yah es-chee fing jee seh-mah-nah; kee sah-koo!) (*I have to work this weekend; what a drag!*)

Talkin' the Talk



Bruno (*broo-noh*) and **Carolina** (*kah-roh-lee-nah*) are on a first date. They ask each other questions about what kind of work they do. (Track 18)

Bruno: E . . . você trabalha na área de comunicação para uma empresa de Internet que vende sapatos, é isso?

ee . . . voh-seh trah-bahl-yah nah ah-ree-ah jee koh-moo-nee-kah-sah-oooh pah-rah-oooh-mah em-preh-zah jee een-teh-netch-ee kee ven-jee sah-pah-tohs, eh ee-soh? So . . . you work in communications for an Internet company that sells shoes, right?

Carolina: Isso. Eu sou assessora de imprensa.

ee-soh. eh-oooh soh ah-seh-soh-rah jee eem-pren-sah. That's right. I'm a press liaison.

Bruno: Gosta do trabalho?

goh-stah doo trah-bahl-yoo? Do you like your job?

Carolina: Normal, eu gosto do meu chefe, então não está mal.

noh-mah-oooh, eh-oooh gost-oo doo meh-oooh sheh-fee, en-tah-oooh nah-oooh eh-stah mah-oooh. So-so, I like my boss, so it's not bad.

Bruno: Bom, eu sou engenheiro civil. Adoro o que faço. Além disso, me dão sete semanas de férias ao ano.

boh-oong, eh-oooh soh en-zhen-yeh-roo see-vee-oooh. Ah-doh-roo ooh kee fah-soo. ah-lang jee-soh, mee dah-oooh seh-chee seh-mahn-ahs jee feh-ree-ahs ah-oooh ah-noh.

Well, I'm a civil engineer. I love what I do. Besides, they give me seven weeks of

Carolina: **Nossa, que legal!**

noh-sah, kee lay-gow!

Wow, how cool!

Bruno: **Só que eu trabalho todos os sábados. . . .**

soh kee eh-oooh trah-bah-yoo toh-dooos ooz sah-bah-dohs. . . .

Except that I work every Saturday. . . .

Words to Know

comunicação	koh- <u>moo</u> -nee- kah- <u>sah</u> -oooh	communications
vende	<u>ven</u> -jee	sells
assessora de imprensa	ah-seh- <u>soh</u> -rah jee eem- <u>pren</u> -sah	press liaison
normal	noh- <u>mah</u> -oooh	so-so
engenheiro civil	en-zhen- <u>yeh</u> -roo see- <u>vee</u> -oooh	civil engineer
Adoro	ah- <u>doh</u> -roo	I love
além disso	ah- <u>lang</u> jee-soh	besides
férias	<u>feh</u> -ree-ahs	vacation
Que legal!	kee lay- <u>gah</u> -oooh!	How cool!
só que	<u>soh</u> kee	except that

E-mailing

E-mail (ee-may-oh) is a basic fact of life these days, so it helps to know how to write one in Portuguese.



Something that may seem different to you is how affectionate Brazilians sound when they're e-mailing. Don't be afraid of using kisses and hugs to **fechar** (*feh-shah*) (*end*) your e-mail!

Here are some common e-mailing terms and abbreviations:

✓ **Olá** (*oh-lah*) (*Hello*)

✓ **Oi!** (*oh-ee!*) (*Hi!*)

✓ **Um abraço** (*oong ah-brah-soo*) (*a hug*)

This ending is appropriate for an informal closing to a business or personal e-mail.

✓ **Abs**, an abbreviation for **abraços**, (*ah-brah-soos*) (*hugs*)

Sending multiple hugs is also appropriate for an informal closing to a business or personal e-mail.

✓ **Um beijo** (*oong bay-zhoh*) (*a kiss*)

This ending should be used only with a close friend.

✓ **Bjs**, an abbreviation for **beijos** (*bay-zhos*) (*kisses*)

Sending multiple kisses is appropriate only for notes to a close friend.



The symbol @ in Portuguese is called the **arroba** (*ah-hoh-bah*). If you have a *period* in your e-mail, you may want to remember that's called a **ponto** (*pohn-toh*).

Talkin' the Talk



Diogo (jee-oh-goo) and **Zeca** (zeh-kah) are samba music fanatics. They like an old type of samba called **chorinho** (shoh-reen-yoh). They just met each other in the audience of a **chorinho** show. **Zeca** is telling **Diogo** about a **chorinho** concert next week. Notice that even Brazilians themselves have trouble understanding each other (it's a loud concert). (Track 19)

Zeca:

Tem um concerto de chorinho na semana que vem, sabia?

tang oong kohn-seh-toh jee shoh-reen-yoh nah
seh-mahn-ah kee vang, sah-bee-ah?

There's a chorinho concert next week, did you know?

Diogo:

Ah é? Quando e onde?

ah eh? kwahn-doh ee ohn-jee?
Really? When and where?

Zeca:

Na noite da quarta-feira, no bairro das Laranjeiras.

nah noh-ee-chee dah kwah-tah fay-rah, noh bah-ee-hoo dahz lahr-ang-zhay-rahz.
On Wednesday night, in the neighborhood of Laranjeiras.

Diogo:

Poderia me mandar um e-mail com os dados?

poh-deh-ree-ah mee mahn-dah oong ee-may-oh kohng ooz dah-dooz?
Could you send me an e-mail with the details?

Zeca:

Claro. Qual é o seu e-mail?

klah-roh. kwah-oooh eh ooh seh-oooh ee-may-oh?
Sure. What's your e-mail?

Diogo:

É diogo.conrado@uol.com.br.

eh jee-oh-goh pohh-toh kohng-hah-doh ah-hoh-bah ooh-oh-eh-lee pohh-toh kohng
pohh-toh beh eh-hee.

It's diogo.conrado@uol.com.br.

Zeca:

Não entendi.

nah-oooh en-ten-jee.
I didn't understand.

Diogo:

É diogo.conrado@uol.com.br.

Words to Know

na semana que vem	<u>nah seh-mah-nah</u> kee vang	next week
sabia?	sah- <u>bee</u> -ah?	did you know?
Ah é?	ah <u>eh</u> ?	Really?
noite	<u>noh-ee-chee</u>	night
bairro	<u>bah-ee-hoo</u>	neighborhood
mandar	mahn- <u>dah</u>	to send
claro	<u>klah-roo</u>	of course
Não entendi.	<u>nah-oooh en-ten-jee.</u>	I don't understand.

Mailing Things the Old-Fashioned Way

Even though **e-mail** (ee-may-oh) (*e-mail*) is how people most often communicate these days, sometimes, especially when it comes to business and other practical matters, **enviar uma carta** (en-vee-ah ooh-mah kah-tah) (*sending/to send a letter*) is the most **professional** (proh-fee-see-oooh-nah-oooh) (*professional*) or **oficial** (oh-fee-see-ah-oooh) (*official*) way to send a **resposta** (hes-pohs-tah) (*response*), **mensagem** (men-sah-zhang) (*message*), or **pergunta** (peh-gooh-tah) (*inquiry*, Literally: *question*).

Here are some useful terms when it comes to sending a formal letter:

- ✓ **Atenciosamente** (ah-ten-see-oooh-zah-men-chee) (*Sincerely*)
- ✓ **CEP** (seh-pee) (*zip code*)
CEP is an acronym for **Código de Endereçamento Postal** or *Postal Address Code*.
- ✓ **correio** (koh-hay-oooh) (*post office*)
- ✓ **data** (dah-tah) (*date*)
- ✓ **endereço** (en-deh-res-oooh) (*address*)
- ✓ **Prezado/a senhor/senhora** (preh-zah-doo/dah sen-yoh/sen-yoh-rah) (*Dear Sir/Madame*)
- ✓ **selo do correio** (seh-loo doo koh-hay-oooh) (*postal stamp*)

When you start a letter, you probably want to address a specific person. In that case, you can use abbreviations for **Senhor** and **Senhora: Estimado Sr.** (fill in the name) if the addressee is a man or **Estimada Sra.** (fill in the name) if you're writing to a woman.

Check out some polite terms you may consider using to begin your letter:

- ✓ **Eu estou escrevendo esta carta porque . . .** (eh-oooh es-toh es-kreh-ven-doh eh-stah kah-tah poh-keh . . .) (*I'm writing this letter because . . .*)
- ✓ **Eu gostaria de pedir . . .** (eh-oooh goh-sta-ree-ah jee peh-jee . . .) (*I'd like to ask for . . .*)
- ✓ **Eu gostaria de saber . . .** (eh-oooh goh-sta-ree-ah jee sah-beh . . .) (*I'd like to know . . .*)
- ✓ **Muito obrigado/a por . . .** (moh-ee-too oh-bree-gah-doo/dah poh . . .) (*Thank you very much for . . .*)



Try to use the term **por gentileza** (*poh zhen-chee-lay-zah*) (*would you be so kind as to*) at some point to express your gratitude. It's just an extra-polite way of saying *please*. You can also use **por gentileza** over the phone or in a retail store when you want to say *please* and sound extra **cortês** (*kor-tes*) (*polite*).

Placing a Business Call

When you're making a business call, be sure to use **senhor/senhora** (*seen-yoh/seen-yoh-rah*) (*Mr./Mrs.*) followed by the person's name when you're asking to speak to someone you don't know well or at all.

Here are some common phrases you may want to know during a business phone call:

- ✓ **Olá, meu nome é (insert your name)** (*oh-lah, meh-oooh noh-mee eh [insert your name]*) (*Hello, this is [insert your name]*)
- ✓ **O Senhor/Senhora (fill in name) está?** (*oooh sen-yoh/sen-yoh-rah [fill in name] eh-stah?*) (*Is Mr./Mrs. [fill in name] there?*)
- ✓ **Estou procurando alguém da área de. . . .** (*eh-stoh proh-koo-rah-n-doh ah-oooh-gang dah ah-ree-ah jee. . . .*) (*I'm looking for someone in the [fill in the blank] department.*)
- ✓ **Eu gostaria de deixar um recado para ele/ela.** (*eh-oooh gohs-tah-ree-ah jee day-shah oong hay-kah-doo pah-rah eh-lee/eh-lah.*) (*I'd like to leave him/her a message.*)
- ✓ **Eu agradeço** (*eh-oooh ah-grah-deh-soo*) (*I thank you very much; extra polite*)

You can end the phone conversation with a polite **Até logo** (ah-teh loh-goo) (*Goodbye, Literally: Until later*).

Making Appointments and Conducting Meetings

When it comes time for a face-to-face business **reunião** (hay-oo-nee-ah-oooh) (*meeting*), you need to schedule an **hora** (oh-rah) (*time*), a **lugar** (loo-gah) (*place*), and the estimated **duração** (doo-rah-sah-oooh) (*length/duration*).

Here are some questions and statements you can use to set up the meeting:

- ✓ **Vamos marcar uma reunião?** (vah-moos mah-kah ooh-mah hay-oon-ee-ah-oooh?) (*Shall we schedule a meeting?*)
- ✓ **Onde?** (ohn-jee?) (*Where?*)
- ✓ **A que horas?** (ah kee oh-rahs?) (*What time?*)
- ✓ **Por quanto tempo?** (poh kwahn-toh tem-poh?) (*For how long?*)



You can end the conversation with an enthusiastic **Até lá!** (ah-tay lah!) (*See you; Literally: Until then!*)

Hopefully, you and your meeting partner will be **pontuais** (pohn-too-ah-eez) (*on time/punctual*) and not **muito cedo** (moh-ee-toh seh-doo) (*early*) or **atrasado** (ah-trah-zah-doo) (*late*)!

Expressing profit, loss, revenue, and expenses
www.Ebook777.com

At your business meeting, you may need to talk about the nitty-gritty details of finance. Here are some basic business terms to know:

- ✓ **balanço** (bah-lahn-soo) (*expense report*)
- ✓ **custos** (koos-tohs) (*costs*)
- ✓ **gastos** (gas-tohs) (*expenses*)
- ✓ **impostos** (eem-pohs-too-z) (*taxes*)
- ✓ **lucro** (loo-kroh) (*profit*)
- ✓ **perdas** (peh-dahs) (*losses*)
- ✓ **receita** (heh-say-tah) (*revenue*)
- ✓ **relatório anual** (heh-lah-toh-ree-oo-ahn-oo-ah-oo) (*annual report*)
- ✓ **resultados financeiros** (heh-zool-tah-doo-z fee-nahn-say-rohs) (*financial results*)

Here are some questions and a statement you may want to use when asking about the **desempenho** (des-em-pen-yoh) (*performance*) of a company:

Quando sai o relatório anual? (kwahn-doh sah-ee ooh heh-lah-toh-ree-oo-ahn-oo-ah-oo?) (*When does the annual report come out?*)

É possível aumentar as receitas? (eh poh-see-veh-oo-ahn-oo-men-tah ahz heh-say-tahs?) (*Is it possible to increase revenue?*)

Os gastos da empresa são muito altos? (ooz gahs-toos dah em-preh-zah sah-oo-ahn-oo-moh-ee-toh ah-oo-tohs?) (*Are the company's costs really high?*)

Os impostos da cidade são bastante baixos. (oozh eem-pohs-too-z dah see-dah-jee sah-oo-ahn-oo-bah-stahn-chee bah-ee-shos.) (*The city*



Luckily, in Brazil, lots of people in the business sector speak English very well. Because Portuguese isn't as commonly known around the world as, say, English, Spanish, or French, many Brazilians learn English at an early age.

In fact, when I first moved to Brazil as a business journalist, I did all my **entrevistas** (en-treh-vees-tahs) (*interviews*) in English for the first several months, before I started to get the hang of Portuguese. But don't let that discourage you from learning this beautiful language. It's always more fun and respectful to speak the native language when traveling for business or leisure.

Asking about business goals

When talking shop in Brazil, you may want to ask someone about the future of a company, or what the **objetivos** (ohb-zheh-chee-voos) (*goals*) of the company are. You may already know whether the company is **grande** (grahn-jee) (*big*) or **pequena** (peh-keh-nah) (*small*), how many **empregados** (em-preh-gah-doos) (*employees*) it has, and where its **sede** (seh-jee) (*headquarters*) is located.

Try using these questions to ask about a company's upcoming **planos** (plah-noos) (*plans*) and **expectativas em geral** (es-pek-tah-chee-vahs ang zheh-rah-oo) (*outlook in general*):

Qual é a previsão de lucro da empresa para este ano? (kwah-oo eh a preh-vee-zah-oo jee loo-kroh dah em-preh-zah pah-rah es-chee ah-noo?) (*What is the company's estimated profit for this year?*)

Quando esperam atingir fluxo de caixa positivo? (kwahn-doh es-peh-rah-oong ah-teen-zheeh floo-shoh jee kah-eeh-shah poh-

zee-chee-voh?) (When do you expect to reach positive cash flow?)

Vocês têm planos para comprar outra empresa? (voh-say-eez tang plah-nooz pah-rah kom-prah oh-trah em-preh-zah?) (Do you guys have plans to buy another company?)

Quais são as maiores dificuldades da empresa hoje e no futuro? (kwah-eez sah-oooh ahz my-oh-reez jee-fee-kool-dah-jeez dah em-preh-zah oh-zhee ee no foo-too-roo?) (What are the biggest challenges for the company today and in the future?)

Talking about Currency and Stock Prices

Whether you're in Brazil for business or a vacation — or hosting a Brazilian visitor in your city — you may want to talk about a **bolsa** (ah boh-oooh-sah) (short for *stock market*) or the **taxa de câmbio** (tah-sha jee kahm-bee-oh) (*exchange rate*).



Usually exchange rates in Brazil are best at a **banco** (bahn-koh) (*bank*) as opposed to a **casa de câmbio** (kah-zah jee kahm-bee-oh) (*currency exchange office*) at the airport or on the street, where the **comissão** (koh-mee-sah-oooh) (*commission*) can be high.

For both of these money-centric topics, you need to know how to reference “up” and “down” in this context: **subir** (soo-beeh) (*to increase*) and **baixar** (bah-eeh-shah) (*to decrease*). People often use the past tense of these verbs to talk about the market’s activity of the day (see [Chapter 6](#) for a review on how to form the past tense in

Hoje a taxa de câmbio para o dólar subiu. (*oh-zhee ah tah-shah jee kahm-bee-oooh pah-rah ooh doh-lah soo-bee-oooh.*) (*Today the exchange rate for the dollar went up.*)

Ontem o dólar baixou. (*ohn-tang ooh doh-lah bah-eeh-shoh.*) (*Yesterday the dollar fell.*)

Now take a look at some other useful terms for talking money:

- ✔ **ação/ações** (*ah-sah-oooh/ah-soh-eez*) (*share/shares of stock*)
- ✔ **apreciação** (*ah-preh-see-ah-sah-oooh*) (*appreciation*)
- ✔ **capitalização de mercado** (*kah-pee-tah-lee-zah-sah-oooh jee meh-kah-doo*) (*market capitalization*)
- ✔ **cotação** (*koh-tah-sah-oooh*) (*quote for a stock*)
- ✔ **a cotação para venda** (*ah koh-tah-sah-oooh pah-rah ven-dah*) (*the asking price*)
- ✔ **desvalorização** (*des-vah-loh-ree-zah-sah-oooh*) (*devaluation*)
- ✔ **dividendo** (*jee-vee-dehn-doh*) (*dividend*)
- ✔ **juros altos** (*zhoo-rohs ah-oooh-tohs*) (*high interest*)
- ✔ **lucro por ação** (*loo-kroh poh ah-sah-oooh*) (*earnings per share*)
- ✔ **o real** (*oooh hay-ah-oooh*) (*the [Brazilian] real, Brazil's currency*)
- ✔ **rendimento** (*hen-dee-men-toh*) (*income*)



If you're interested in learning more stock market terms in Portuguese, check out the website for the São Paulo stock exchange: www.bmfbovespa.com.br. Toggle between the Portuguese and English versions of the site by clicking on the

These example sentences include the exchange rate and a company's performance on the stock market:

Na semana passada o real subiu, depois baixou. (nah seh-mah-nah pah-sah-dah ooh hay-ah-ooh soo-bee-ooh, deh-poh-ees bah-ee-shoh.) (*Last week the real went up, and then it went down.*)

A política na Europa está afetando muito o valor do euro. (ah poh-lee-chee-kah nah eh-oo-roh-pah es-tah ah-feh-tahn-doh ooh moh-ee-toh ooh vah-loh doo eh-oo-roh.) (*Politics in Europe are affecting the euro a lot.*)

Qual a cotação para venda para a Vale (Companhia Vale do Rio Doce)? (kwah-ooh ah koh-tah-sah-ooh pah-rah ven-dah pah-rah ah vah-lee?) (*What is the asking price for Vale do Rio Doce?*) (CVRD is a major Brazilian metals and mining company.)

Qual a maior fonte de rendimento dessa empresa? (kwah-ooh ah mah-ee-oh fohn-chee jee hen-dee-men-toh deh-sah em-preh-zah?) (*What is this company's biggest source of income?*)



Fun & Games

Imagine you're writing an e-mail to a friend who works in finance. You want to tell her how well your personal investments are going. Match these Portuguese words you might use in your note with their English translation.

1. **ação** a. *performance*
2. **bjs** b. *profit*
3. **trabalho** c. *job*
4. **subir** d. *dividend*
5. **dividendo** e. *taxes*
6. **lucro** f. *to go up*
7. **taxa de câmbio** g. *share (of a stock)*
8. **impostos** h. *exchange rate*
9. **desempenho** i. *kisses (abbreviation)*
10. **receita** j. *revenue*

Flip to [Appendix D](#) for answers.



Chapter 11

Recreation and the Outdoors

In This Chapter

- ▶ Going to the beach
- ▶ Looking at the Amazon rainforest, plants, and animals
- ▶ Seeing soccer from a Brazilian perspective
- ▶ Talking about sports and other forms of recreation

Most of Brazil's population is concentrated near its **litoral** (lee-toh-rah-oo) (*coastline*), making **praias** (prah-ee-ahz) (*beaches*) a focus of daily life for many Brazilians. That's why a Brazilian beach is an ideal place to practice your Portuguese. Tons of people are there who, because they're probably enjoying themselves, are generally **de bom humor** (jee boh-oong ooh-moh) (*in a good mood*; Literally: *of good humor*).

When talking with a Brazilian — whether you're sipping **água de coco** (ah-gwah jee koh-koh) (*coconut water*) through a straw out of a green coconut in **Rio** (hee-oo) or enjoying a **cerveja** (seh-veh-zhah) (*beer*) in Hawaii — watch your companion's eyes light up at the mention of a beach.

But don't make the mistake of thinking that Brazilians are limited to the beach for outdoor fun. Other interesting places in Brazil for outdoor recreation include the **Amazônia** (ah-mah-zoh-nee-ah) (*Amazon rainforest*) and the **Pantanal** (pahn-tah-nah-oo), a safari-like wetlands landscape with rare animal species, in Brazil's central-west region.

In this chapter, I point out how you can talk about beaches, plants, and animals as well as soccer and other sports in Portuguese. And, yes, you also find out how to ask people what they like to do.

Finding Out What's Really on a Brazilian Beach

Beaches in Brazil are packed with people enjoying the company of old friends and making new acquaintances. At urban beaches, you're likely to see **surfistas** (soo-fee-stahs) (*surfers*) and people **correndo** (koh-hen-doh) (*jogging*) on the beachfront avenue.

In this section I teach you the names of things you may see on a Brazilian beach, as well as stuff people do on them.

Rio (*hee-oo*) and **Salvador** (*sah-oo-vah-doh*) are Brazil's most famous beach cities. Yet almost all of Brazil's beaches are lovely.



To get away from the tourists and **ladrões** (*lah-droh-eez*) (*pickpockets*) in Rio, locals and tuned-in visitors head to **Barra da Tijuca** (*bah-hah dah tee-zhoo-kah*), which is several beaches over from **Ipanema** (*ee-pah-neh-mah*). Barra da Tijuca is known for having the cleanest water, and this beach is located in front of one of the newest high-rise developments in Rio's **Zona Sul** (*soh-nah soo*) (*South Zone*), Rio's fanciest area, with nice apartment buildings and hotels.

Getting outfitted for a day at the beach

It's a myth that all Brazilian **mulheres** (*moo-yeh-reez*) (*women*) wear

itsy-bitsy, teeny-weeny, thong bikini bottoms. You may see this type of bathing suit on many **Rio de Janeiro** (*hee-oooh jee zhah-nay-roo*) state beaches but only in isolated cases on other Brazilian beaches. That said, it's true that the average top and bottom pieces of a Brazilian **biquini** (*bee-kee-nee*) (*bikini*) are **menor** (*meh-noh*) (*smaller*) than the average American or European bikini.

■

Hot spots on popular Brazilian beaches

In Rio, the two main beaches are named **Copacabana** (*koh-pah-kah-bah-nah*) and **Ipanema** (*ee-pah-neh-mah*). Copacabana draws many types of people, whereas Ipanema is favored by the **jovens** (*joh-vangs*) (*young*) and **gente legal** (*zhang-chee lay-gah-oooh*) (*hip people*). Post markers are located on Ipanema beach, each with a different number, to help situate people. **Posto 9** (*poh-stoh noh-vee*) (*post number 9*) is considered the trendiest. But whatever part of Ipanema beach you're on, be sure to see the unforgettable **pôr do sol** (*poh doo soh-oo*) (*sunset*).

■



In Portuguese, thong bikini bottoms are called **fió dental** (*fee-oh dang-tah-oooh*) (*dental floss*) — Brazilians always have a sense of humor!

Most Brazilian men wear **sungas** (*soong-gahz*) (*small, tight-fitting swim briefs*), and young male surfers tend to wear **bermudas** (*beh-moo-dahz*) (*Bermuda shorts*) — longer, American-style swimming shorts.

Though Brazilians are known for being **vaidosos** (*vah-ee-doh-zooz*) (*vain*) and are famous for wearing skimpy bathing suits (both men and women), they're incredibly **de mente aberta** (*jee men-chee ah-beh-tah*) (*open-minded*). People of all shapes and sizes can feel **confortável** (*kong-foh-tah-veh-oooh*) (*comfortable*) and enjoy

themselves on a Brazilian beach. So don't feel pressured to buy a Brazilian bathing suit if it's not your thing. Brazilians are plenty used to **turistas** (too-rees-tahz) (*tourists*) expressing a different **estilo** (ehs-chee-loh) (*style*) and cultural background. In fact, most Brazilians are **curiosos** (koo-ree-oh-zooz) (*curious*) about differences in style and may be eager to discuss them with you.

Here are some words you can use to talk with people about beach attire and accessories:

- ✓ **canga** (kang-gah) (*sarong*)
- ✓ **chinelos** (shee-neh-looz) (*flip-flops*)
- ✓ **óculos de sol** (oh-koo-lohz jee soh-oo) (*sunglasses*)
- ✓ **prancha de surf** (prahn-shah jee sooh-fee) (*surfboard*)
- ✓ **protetor solar** (proh-teh-toh soh-lah) (*sunblock*)
- ✓ **toalha** (toe-ahl-yah) (*towel*)



Brazilians tend to sit on **cangas** (kang-gahz) (*sarongs*) more often than actual **toalhas** (toe-ahl-yahz) (*towels*) at the beach. **Camelôs** (kahm-eh-lohs) (*street vendors*) often sell **cangas** on the beach. Or you can find one at a nearby **loja** (loh-zhah) (*store*).

Brazil's most popular flip-flop brand, **Havaianas** (ah-vah-ee-ahnahz), has become hugely successful worldwide. You can see thousands of people wearing the famous brand on Brazilian beaches as well as on the streets of New York and Paris. The name **Havaianas** means *Hawaiians*, oddly enough. That's because Hawaii is the most exotic beach location Brazilians can think of. Never mind that to Americans, Brazil is the exotic locale.

Checking out other beach attractions

Of course, bikinis aren't the only attraction on a Brazilian beach. You may be pretty excited to find and rent a **cadeira de praia** (kah-deh-rah jee prah-ee-ah) (*beach chair*) and **sombrinha** (sohm-breen-yah) (*beach umbrella*; Literally: *little shade*) from a vendor on the beach.



You can also buy snacks, which are cheap. You may hear someone walking by, shouting **Um real! Um real!** (oong hay-ah-oooh! oong hay-ah-oooh!) (*one real! one real!*) along with the name of the food they're selling. Typical beach snack foods include **queijo coalho** (kay-zhoh koh-ahl-yoh) (*barbequed cheese cubes*), **espetos de carne** (eh-speh-tohz jee kah-nee) (*beef shish kabobs*), **amendoim** (ah-mang-doh-eeng) (*peanuts*), and **picolé** (pee-koh-leh) (*fruity popsicles*). See Chapters [5](#) and [7](#) for more about Portuguese words for different kinds of food.

Here are a few other terms you may want to use when talking with a Brazilian about the beach:

- ✓ **areia** (ah-ray-ah) (*sand*)
- ✓ **barraca** (bah-hah-kah) (*beach shack* [that serves food/drinks])
- ✓ **castelo de areia** (kah-steh-loo jee ah-ray-ah) (*sand castle*)
- ✓ **crianças** (kree-ahn-sahz) (*kids*)
- ✓ **frescobol** (freh-skoo-bah-oooh) (*beach tennis*)
- ✓ **futebol** (foo-chee-bah-oooh) (*soccer*)
- ✓ **golfinhos** (goh-oooh-feen-yohs) (*dolphins*)
- ✓ **livros** (leev-rohz) (*books*)
- ✓ **peixes** (pay-ee-shees) (*fish*)

- ✓ pescadores (pens-kah-doh-reez) (fishermen)
- ✓ pôr do sol (poh doo soh-oooh) (sunset)
- ✓ revista (heh-vee-stah) (magazine)
- ✓ tubarão (too-bah-rah-oooh) (shark)
- ✓ vôlei (voh-lay) (volleyball)

Talkin' the Talk



Paula (pah-oooh-lah) and **Rogério** (hoh-zheh-ree-oooh) are heading to Post 9 on Ipanema beach, in Rio. They discuss whether they remembered to bring everything they'll need from home for a day at the beach. (Track 20)

Paula:

Temos protetor solar?

teh-mohz proh-teh-toh soh-lah?

Do we have sunblock?

Rogério:

Sim, mas só fator oito. Tá bom para você?

sing, maz soh fah-toh oh-ee-toh. tah boh-oong pah-rah voh-seh?

Yeah, but it's just SPF 8. Is that okay for you?

Paula:

Sim, tá bom. Eu estou com uma canga, mas acho suficiente para nós dois.

sing, tah boh-oong. eh-oooh es-toh kohng ooh-mah kahng-gah, maz ah-shoo soo-fee-see-ehn-chee pah-rah nooz doh-eez.

Yeah, that's fine. I have one sarong (to lay on), but I think it's enough for the two of us.

Rogério:

Ótimo. Agora só quero uma cerveja.

oh-chee-moh. ah-goh-rah soh keh-roo ooh-mah seh-veh-zhah.

Great. Now I just want a beer.

Paula:

Eu estou de regime. Vou tomar uma água de coco.

eh-oooh es-toh jee heh-zhee-mee. voh toh-mah oo-mah ah-gwah jee koh-koo.

I'm on a diet. I'm going to have coconut water.

Words to Know

temos	<u>teh</u> -mohz	do we have
fator	fah- <u>toh</u>	SPF
para ti	pah-rah <u>chee</u>	for you
tá bom	tah <u>boh-oong</u>	that's fine
acho	<u>ah</u> -shoo	I think
ótimo	<u>oh</u> -chee-moh	great
agora	ah- <u>goh</u> -rah	now
regime	heh- <u>zhee</u> -mee	diet

Describing beautiful beaches

Determining which regions of Brazil have the best beaches is a matter of opinion. If you like lush green mountain landscapes and **turquesa** (too-keh-zah) (*turquoise*) water, head for southeast Brazil (Rio or **São Paulo** (sah-oooh pah-oo-loh) states). If you prefer **água quente** (ah-gwah kang-chee) (*warm water*) and lots of **coqueiros** (koh-kay-rohz) (*coconut trees*), head for the northeast — north of (and including) **Bahia** (bah-ee-ah) state or west of (and including) **Rio Grande do Norte** (hee-oooh grahn-jee doo noh-chee) state.



Brazilians themselves tend to glorify beaches in the northeast, where the ocean is a turquoise color and **palmeiras** (pah-oooh-may-rahs) (*palm trees*) dot white sandy beaches and the local culture is particularly **relaxado** (heh-lah-shah-doo) (*relaxed*). Bahia state would probably win the prize as the favorite beach **férias** (feh-ree-ahz) (*vacation*) destination of Brazilians

Free ebooks => www.Ebook777.com
themselves because of the state's reputation for throwing a good **fiesta** (*feh-stah*) (*party*).

Other destinations in Brazil that are known for their beaches include **Florianópolis** (*floh-ree-ah-noh-poh-lees*), an island off the coast of **Santa Catarina** (*sahn-tah kah-tah-ree-nah*) state in the south, **Ceará** (*say-ah-rah*) state in the north, and **Fernando de Noronha** (*feh-nahn-doh jee noh-rohn-yah*), a northeastern island that's about an hour away by **avião** (*ah-vee-ah-oo*) (*plane*).

All beaches have a unique beauty, of course. Here are some phrases you can use to talk about how pretty a beach is:

Que bonita! (*kee boh-nee-tah!*) (*How pretty!*)

É maravilhosa! (*eh mah-rah-vee-lee-oh-zah!*) (*It's amazing!*)

Incrível! (*eeng-kree-veh-oo!*) (*Unbelievable!*)

Nossa senhora! (*noh-sah seen-yoh-rah!*) (*Wow!*)

Que legal! (*kee leh-gah-oo!*) (*How cool!*)

Meu Deus! (*meh-oo deh-ooz!*) (*Oh my God!*)

Não acredito! (*nah-oo ah-kreh-jee-toh!*) (*I can't believe it!*)



Nossa senhora! literally means *Our lady!* and would be the English equivalent of saying *Holy Mary, mother of God!* It's very common in Brazil, and people often just say **Nossa!**

Talkin' the Talk



Marta (*mah-tah*) and **Fabiana** (*fah-bee-ah-nah*) have just reached **Ilha Grande** (*eel-yah grahn-jee*), a beautiful island off the coast of Rio de Janeiro state. (Track

Marta:

Nossa, que bonita!

noh-sah, kee boo-nee-tah!

Wow, how pretty!

Fabiana:

Incrível!

eeng-kree-veh-oooh!

Unbelievable!

Marta:

É a praia mais bonita que eu já vi.

eh ah pray-ee-ah mah-eez boo-nee-tah kee eh-oooh zhah vee.

It's the prettiest beach I've ever seen.

Fabiana:

Isso eu não sei, mas acho super legal.

ee-soh eu-oooh nah-oooh say-ee, maz ah-shoh soo-peh lay-gow.

I don't know about that, but I think it's really cool.

Marta:

A água é azul turquesa mesmo.

ah ah-gwah eh ah-zoooh too-keh-zah mez-moh.

The water is really turquoise.

▮

Words to Know

mais bonita	<u>m</u> ah- <u>e</u> ez boo- <u>n</u> ee-tah	prettiest
Isso	<u>e</u> e-soh	this/that
eu não sei	<u>e</u> u-oooh nah-oooh <u>s</u> ay-ee	I don't know
super legal	<u>s</u> oo-peh lay- <u>g</u> ow	really cool
água	<u>a</u> h-gwah	water
azul turqueza	ah- <u>z</u> oooh too- <u>k</u> eh-zah	turquoise

Exploring the Amazon Rainforest

The world's largest rainforest, a **Amazônia** (ah ah-mah-soh-nee-ah) (*the Amazon rainforest*), provides the planet with a rich supply of carbon dioxide and is the most biodiverse spot in the **mundo** (*moon-doh*) (*world*). Lucky Brazil is the owner of the majority of this magnificent natural resource.



As famous as a **Amazônia** is, very few Brazilians have ever visited it! This is in part because getting there is expensive and it's very far from where most Brazilians live, which is near the **litoral** (*lee-toh-rah-oo*) (*coast*).

When traveling to a **Amazônia**, most people fly into **Manaus** (*mah-nah-oo*s), the largest city in the Amazon with about two million residents. If you actually make it to this **lugar remoto** (*loo-gah heh-moh-too*) (*remote location*), you'll have a lot to tell Brazilians about their own country.

When you're ready to explore the rainforest, check out these cool things to do:

- ✓ **assistir shows de dança indígena** (*ah-sees-chee shows jee dahn-sah een-dee-zhee-nah*) (*watch shows of indigenous dancers*)
- ✓ **observar macacos nos árvores** (*ohb-seh-vah mah-kah-kooz nooz ah-voh-reez*) (*observe monkeys in the trees*)
- ✓ **pescar piranhas** (*pes-kah pee-rah-n-yahs*) (*go pirana fishing*)
- ✓ **relaxar em cruzeiros pelos rios Amazonas e Negro** (*heh-lah-shah ang kroo-zay-rohs peh-lohs hee-ooz ah-mah-soh-nahs ee neh-groo*) (*relax on river cruises on the Amazonas River and the Negro River*)

Free ebooks ==> www.Ebook777.com
✓ **ver golfinhos rosas** (*veh gohl-jeen-yons hoh-zahs*) (see pink dolphins)

Another big tourist draw is seeing the point of first contact between the **Rio Solimões** (*hee-oooh soh-lee-moh-eez*) (*Amazon River*) and the **Rio Negro** (*hee-oooh neg-roh*) (*Black River*). The former is brown and the latter is black, and for a while, the two rivers flow side by side in their respective colors.

One thing that really amazed me when I was in the Amazon was the fact that I didn't get bitten by **mosquitos** (*mohs-kee-tohs*) (*mosquitoes*). I got bitten by more mosquitos in São Paulo than in the Amazon!

Talking about Biodiversity

The Brazilian government estimates that the country is home to at least 43,000 types of animal species alone and a few million different types of insects! In this section I can't go through the whole list, obviously, but I list the Portuguese names of some typical **plantas** (*plahn-tahs*) (plants) and **animais** (*ah-nee-mah-eez*) (*animals*) that live in Brazil and make up the most biodiverse region of the planet.

Considering plant life

Visiting the Amazon is a terrific way to see Brazil's abundance of wild flora and fauna because this rainforest is home to many rare species of plant and animal life. Another option is to visit the **Pantanal** (*pahn-tah-nah-oooh*) (*the Pantanal*), a vast **pântano** (*pahn-tah-noh*) (*wetland*) area in the central-west part of the country, near Bolivia, that's also rich with biodiversity.

Plant life is so much a part of the **Pantanal** that the name of the

Brazilian state in which it's located has a word related to *mata* (*mah-tah*) (*forest*) in it: **Mato Grosso do Sul** (*mah-toh groh-soo doo soo*), which translates to *Thick Southern Forest*.

Here are some words to help you speak about the most basic types of plant life in Portuguese:

- ✓ **árvore** (*ah-voh-ree*) (*tree*)
- ✓ **coqueiro** (*koh-kay-roh*) (*coconut tree*)
- ✓ **flor** (*floh*) (*flower*)
- ✓ **mangues** (*mang-geez*) (*mangroves*)
- ✓ **a selva** (*ah seh-oooh-vah*) (*the jungle*)

Identifying wildlife

Aside from domestic **cachorros** (*kah-shoh-hooz*) (*dogs*) and **gatos** (*gah-toooh*) (*cats*), many other **animais** (*ah-nee-mah-eez*) (*animals*) live in Brazil. Here are some of the classics that inhabit the **Amazônia** and the **Pantanal** as well as some wild areas in other parts of the country:

- ✓ **arara-azul** (*ah-rah-rah ah-zoo*) (*Hyacinth Macaw*), the largest flying parrot in South America
- ✓ **bicho preguiça** (*bee-shoo preh-gee-sah*) (*sloth*)
- ✓ **capivara** (*kah-pee-vah-rah*) (*capybara*), the largest rodent in the world
- ✓ **cobra** (*koh-brah*) (*snake*)
- ✓ **jacaré** (*zhah-kah-reh*) (*cayman*), a small alligator
- ✓ **macaco** (*mah-kah-koo*) (*monkey*)
- ✓ **onça-preta** (*ohn-sah preh-tah*) (*jaguar*)

✓ **pássaro** (*pah-sah-roh*) (*bird*)

✓ **rã** (*hah*) (*frog*)

✓ **tamanduá bandeira** (*tah-mahn-doo-ah bahn-day-rah*) (*anteater*)

✓ **tatu** (*tah-too*) (*armadillo*)

✓ **tucano** (*too-kah-noh*) (*tucan*)

I have a soft spot in my **coração** (*koh-rah-sah-oooh*) (*heart*) for the **capivara**, because I spotted many in the **Rio Tietê** (*hee-oooh chee-eh-teh*) (*Tiete River*), a very polluted river that runs through **São Paulo** (*sah-oooh pah-oo-loh*). They must have amazing survival instincts to live in such an urban environment.

Getting Hip to Soccer — Brazil's National Pastime

As may be the case for some of my fellow Americans, **futebol** (*foo-chee-bah-oooh*) (*soccer*) brings back memories of third-grade after-school sports. In my case, thinking of the **esporte** (*eh-spoh-chee*) (*sport*) conjures a memory of my adrenaline rush to the goal post that was quickly followed by a realization that I'd made the **gol** (*goh-oo*) (*goal*) for the wrong **time** (*chee-mee*) (*team*).

Within a few months in Brazil, though, I knew the names of several regional soccer **times** (*chee-meez*) (*teams* — **times** is a Brazilian translation of the English word *teams*) and how to associate specific friends with specific teams. People get upset if you peg them as a **torcedor** (*toh-seh-doh*) (*fan*) of the wrong team.



If you catch my drift, soccer is a very important topic in Brazil — maybe even more important than **religião** (heh-lee-zhee-ah-ooh) (*religion*). So the fastest way to make an **amigo** (ah-mee-goo) (*friend*) may be to share the same favorite Brazilian soccer team.

Most of Brazil's famous soccer teams are in **Rio** (hee-ooh) or **São Paulo** (sah-ooh pah-oo-loh). Here's a quick rundown of teams by area:

- ✓ **Flamengo** (flah-mang-goh): City of Rio
- ✓ **Botafogo** (boh-tah-foh-goh): City of Rio
- ✓ **São Paulo** (sah-ooh pah-oo-loh): City of São Paulo
- ✓ **Corinthians** (koh-reen-chee-ahnz): City of São Paulo
- ✓ **Santos** (sahn-tohz): Coastal city in São Paulo state

Note: Santos was Pelé's first professional team. **Pelé** (peh-leh), if you haven't heard of him, is known as one of the greatest soccer players in the world of all time. He played during the 1960s.

So what do the millions of Brazilians do who don't live in São Paulo or Rio? They either root for the best team near them, or, in some cases, they just pick either Flamengo or Corinthians as their favorite team. These two teams always seem to have it out for each other. (For more about sporting events, see [Chapter 15](#)).



Brazilians also like to play **futebol**! You're more likely to see casual games on Brazil's **nordeste** (noh-des-chee) (*northeast*) beaches than on beaches in Rio or São Paulo state. The farther south you go, the wealthier Brazil gets. And the richer a community is, the more money it has to build **campos de futebol**

(*kahm-pohs jee foo-chee-bah-oooh*) (soccer fields).

Check out some basic soccer terms:

- ✔ **atacante** (*ah-tah-kahn-chee*) (*striker*)
- ✔ **avante** (*ah-vahn-chee*) (*forward*)
- ✔ **bola** (*boh-lah*) (*ball*)
- ✔ **campo de futebol** (*kahm-poh jee foo-chee-bah-oooh*) (*soccer field*)
- ✔ **goleiro** (*goh-lay-roh*) (*goalie*)
- ✔ **jogadores** (*zhoh-gah-doh-reez*) (*players*)
- ✔ **meia** (*may-ah*) (*midfielder*)
- ✔ **técnico** (*tek-nee-koh*) (*coach*)
- ✔ **volante** (*voh-lahn-chee*) (*defensive midfielder*)
- ✔ **zagueiro** (*zah-gway-roh*) (*center-back*)

Asking People What They Like to Do

When you're making friends with Brazilians, you may want to figure out what you have in common. An easy thing to ask new acquaintances is what sports or forms of recreation they enjoy. After all, Brazilians like to play and enjoy other sports besides soccer.

Here are some words in Portuguese to use to talk about other **esportes** (*eh-spoh-cheez*) (*sports*) and types of recreation you can do in many different parts of the world:

- ✓ **alpinismo** (ah-oooh-pee-nees-moh) (*rock climbing*)
- ✓ **basquete** (bahs-keh-chee) (*basketball*)
- ✓ **beisebol** (bay-eez-bah-oooh) (*baseball*)
- ✓ **futebol americano** (foo-chee-bah-oooh ah-meh-ree-kah-noh) (*American football*)
- ✓ **esquiar** (es-kee-ah) (*to ski*)
- ✓ **fazer camping** (fah-zeh kahm-ping) (*to go camping*)
- ✓ **golfe** (gohl-fee) (*golf*)
- ✓ **ir pescar** (eeh pes-kah) (*to go fishing*)
- ✓ **passar de bicicleta** (pah-see-ah jee bee-see-kleh-tah) (*to go bike riding*)
- ✓ **patinar no gelo** (pah-tee-nah noh zeh-loh) (*to ice skate*)
- ✓ **surfe** (soo-fee) (*surfing*)
- ✓ **tênis** (teh-nee-z) (*tennis*)
- ✓ **vôlei** (voh-lay) (*volleyball*)
- ✓ **natação** (nah-tah-sah-oooh) (*to swim*)
- ✓ **correr** (koh-heh) (*to jog*)

Of course, you may just want to talk about **exercício** (eh-seh-see-see-oooh) (*exercise*) and recreation. Perhaps you want to get to know someone better or extend an invitation to join you for some outdoor activity for the sake of **boa saúde** (boh-ah sah-oooh-jee) (*good health*) and **diversão** (jee-veh-sah-oooh) (*fun*). These words can come in handy:

- ✓ **academia** (ah-kah-deh-mee-ah) (*gym*)
- ✓ **fazer caminhada** (fah-zeh kahm-ee-nah-dah) (*to go for a walk or*

a hike)

- ✓ **levantar pesos** (leh-vahn-tah peh-zohz) (*to lift weights*)
- ✓ **buggy** (boo-gee) (*sand dune buggy*), common in northeastern Brazil
- ✓ **jangada** (zhahng-gah-dah) (*tiny sailboat*), common in northeastern Brazil
- ✓ **andar de barco** (ahn-dah jee bah-koh) (*to take a boat ride*)
- ✓ **fazer snorkeling** (fah-zeh snoh-keh-leeng) (*to snorkel*)
- ✓ **fazer mergulho** (fah-zeh meh-gool-yoh) (*to scuba dive*)
- ✓ **escalada em rocha** (ehs-kah-lah-dah ang hoh-shah) (*rock climbing*)
- ✓ **andar de bicicleta** (ahn-dah jee bee-see-kleh-tah) (*to go bicycling*)

You can also participate in **esportes radicais** (eh-spoh-cheez hah-jee-kah-eez) (*extreme sports*) in a number of places in Brazil. One of my favorites is **voar de asa delta** (voh-ah jee ah-zah deh-oohtah) (*to go hang gliding*) in Rio, over Ipanema Beach.



To find out what someone likes to do, just ask, **Você gosta de . . . ?** (voh-seh goh-stah jee . . . ?) (*Do you like . . . ?*) and then add the activity, as in these examples:

Você gosta de surfar? (voh-seh goh-stah jee soo-fah?) (*Do you like to surf?*)

Você gosta de ir à academia? (voh-seh goh-stah jee ee ah ah-kah-deh-mee-ah?) (*Do you like to go to the gym?*)

Você gosta de correr? (voh-seh goh-stah jee koh-heh?) (*Do you like to go running?*)

Free ebooks => www.Ebook777.com
Você gosta de jogar futebol? (voh-seh goh-stah jee zhoh-gah foo-chee-bah-oooh?) (*Do you like to play soccer?*)

If someone asks you one of these questions, you can answer **Sim, gosto** (*sing, goh-stoo*) (*Yeah, I like it*) or **Não, não gosto** (*nah-oooh, nah-oooh goh-stoo*) (*No, I don't like it*).

You can use the **você gosta de . . .** format for a ton of fun activities, including these:

- ✔ **Você gosta de viajar?** (voh-seh goh-stah jee vee-ah-zhah?) (*Do you like to travel?*)
- ✔ **Você gosta de ir ao cinema?** (voh-seh goh-stah jee ee ah-oooh see-neh-mah?) (*Do you like to go to the movies?*)
- ✔ **Você gosta de praticar o seu inglês?** (voh-seh goh-stah jee prah-chee-kah ooh seh-oooh eeng-gleh-z?) (*Do you like practicing your English?*)
- ✔ **Você gosta de cozinhar?** (voh-seh goh-stah jee koh-zing-yah?) (*Do you like to cook?*)



It can be difficult to express your most passionate feelings in another language. But here are a few easy tricks: To say you love doing something, use **Eu adoro . . .** (eh-oooh ah-doh-roo . . .) (*I love . . .*). If you hate it, say **Eu detesto . . .** (eh-oooh deh-tes-toh . . .) (*I hate . . .*). Can you guess what the roots of these Portuguese words are? That's right — to *adore* and to *detest*.

Talkin' the Talk



Erika (*eh-ree-kah*) and **Daniel** (*dahn-ee-eh-oooh*) are teenagers who are just meeting at a new summer lifeguarding job. They get acquainted by asking each other questions. (Track 22)

Erika:

Daniel, o quê você gosta de fazer?

dahn-ee-eh-oooh, ooh kee voh-seh goh-stah jee fah-zeh?

Daniel, what do you like to do?

Daniel:

Na realidade, eu gosto muito de esquiar.

nah hay-ahl-ee-dah-jee, eh-oooh gohs-too moh-ee-toh jee es-kee-ah.

Actually, I really like to ski.

Erika:

É sério? Que engraçado.

eh seh-ree-oooh? kee en-grah-sah-doo.

Really? That's funny.

Daniel:

Quais esportes você gosta mais?

kwah-eez es-poh-cheez voh-seh goh-stah mah-eez?

And you, which sports do you like most?

Erika:

Eu adoro surfar. Eu detesto esquiar.

eh-oooh ah-doh-roo soor-fah. eh-oooh deh-tes-too es-kee-ah.

I love to surf. I hate skiing.

Daniel:

Por quê?

poh-keh?

Why?

Erika:

É frio demais!

eh free-oooh jee-mah-eez!

It's too cold!

Words to Know

na realidade	nah hay-ahl- <u>ee-dah</u> -jee	actually
eu gosto muito	eh-oooh <u>gohs</u> -too moh- <u>ee</u> -toh	I really like
esquiar	es- <u>kee-ah</u>	to ski
É sério?	eh <u>seh-ree</u> -oooh?	Really?
que engraçado	kee en-grah- <u>sah</u> -doo	how funny
quais	<u>kwah-eez</u>	which
esportes	es- <u>poh</u> -cheez	sports
frio	<u>free</u> -oh	cold
adjective + demais	jee- <u>mah-eez</u>	too + adjective



Fun & Games



You've just arrived at the fabled island Fernando de Noronha, which lies an hour by plane from Brazil's northeast. It's known locally as **o Havaí brasileiro** (ooh ah-vah-ee brah-zee-lay-roh) (*the Brazilian Hawaii*). You head for the beach, an hour before sunset, to take a dip. On your way, you see unusual birds and trees. But on the beach, you see the same things you've already seen on other Brazilian beaches. Name the things you can see in the picture.



Illustration by Elizabeth Kurtzman

- A. _____
- B. _____
- C. _____
- D. _____
- E. _____
- F. _____
- G. _____

H. _____ Free ebooks ==> www.Ebook777.com

I. _____

See [Appendix D](#) for the answers.




Part III

Portuguese on the Go

The 5th Wave

By Rich Tennant



“I’d ask for directions in Portuguese, but I don’t know how to form a question in the shape of an apology.”

In this part . . .

The chapters in this part offer the tools you need to take your Portuguese on the road in Brazil, whether you're getting help with trip planning or exchanging your money for Brazilian currency. The traveler in you can find out how to navigate Brazilian transit options, what to expect when attending sporting events in Brazil or celebrating Carnival, and even how to get help in an emergency.

Chapter 12

Planning a Trip

In This Chapter

- ▶ Choosing when to travel
- ▶ Getting a travel visa and picking a destination
- ▶ Going places: The verb **ir**
- ▶ Finding a place to stay and packing your things
- ▶ Expressing possession

I don't know whether it's **verdade** (veh-dah-jee) (*true*) that the **privada** (pree-vah-dah) (*toilet*) flushes in the opposite direction in the Southern Hemisphere. I wanted to do an experiment before taking off to live in Brazil, but I never got around to it. Maybe you can try it. . . .

What I do know firsthand, though, is how strange it feels to sweat under the hot **sol** (soh-oooh) (*sun*) in mid-January. That's right — wintertime in the Northern Hemisphere is summertime in Brazil, which is located in the **hemisfério do sul** (eh-mees-feh-ree-oooh doo soo) (*southern hemisphere*). When you're planning a **viagem** (vee-ah-zhang) (*trip*) to Brazil, this seasonal switcheroo is important to consider. In this chapter I point out how to choose the best time for your Brazilian getaway and describe the characteristics of Brazil's main regions.

I also give you the lowdown on passports and visas, help you choose the right accommodations for your stay, and offer some tips on what to take with you to Brazil. Along the way, I cover how to use the pertinent verb **ir** (ee) (*to go/to be going*) and how to form possessives

Picking the Best Time for Your Trip



Prices are double, sometimes triple, for traveling in Brazil during summer in the Southern Hemisphere — **dezembro até março** (deh-zem-broh ah-teh mah-soh) (*December to March*). But the summertime price hike is due more to the surge of Brazilian vacationers than foreign tourists. People flock to Brazil year-round, whereas most Brazilians go **de férias** (jee feh-ree-ahz) (*on vacation*) in the **verão** (veh-rah-oooh) (*summer*) only.

Here are the Portuguese words for the different **estações** (eh-stah-soh-eez) (*seasons*):

- ✓ **primavera** (pree-mah-vay-rah) (*spring*)
- ✓ **verão** (veh-rah-oooh) (*summer*)
- ✓ **outono** (oh-toh-noo) (*fall/autumn*)
- ✓ **inverno** (een-veh-noo) (*winter*)



If you like crowds and **festas** (feh-stahz) (*parties*) and want to meet lots of native Brazilians at the vacation hotspots, visit Brazil during its **verão**. If you prefer to travel on the cheap, go during the Northern Hemisphere's summer months, the Brazilian **inverno** (een-veh-noh) (*winter*).

In Brazil's North and Northeast, the weather is **quente** (kang-chee)

Free ebooks => www.Ebook777.com
(hot) year-round. In the Amazon, it usually rains at some point each day all year, so bring your **guarda-chuva** (*gwah-dah shoo-vah*) (*umbrella*). If you visit the Northeast from **abril até julho** (*ah-bree-oooh ah-teh joo-lyoh*) (*April to July*), the chance of **chuva** (*shoo-vah*) (*rain*) is very high, too. But the rain usually doesn't last all day. And waiting out a tropical storm can be kind of relaxing.

Check out the **mapa do Brasil** (*mah-pah doh brah-zee-oooh*) (*map of Brazil*) in [Figure 12-1](#).



Illustration by Elizabeth Kurtzman

Figure 12-1: This map shows the five regions of Brazil and popular destinations.

In the Southeast (where **Rio** (*hee-oo*) and **São Paulo** (*sah-oo-pah-oo-loh*) are located), weather patterns are a bit different; **dezembro**

até março is hot and humid with a high probability of rainstorms, whereas **junho até setembro** (*zhoon-yoh ah-teh seh-tem-broh*) (*June to September*) is typically **ensolarado** (*en-sohl-ah-rah-doo*) (*sunny*) and **seco** (*seh-koh*) (*dry*).

South of Rio has a real **inverno** from **abril até julho**; temperatures get pretty **frio** (*free-oh*) (*cold*) the higher you go in altitude. It even **neva** (*neh-vah*) (*snows*) some years in **Rio Grande do Sul** (*hee-oooh grahn-jee doo soo*) state, the southernmost part of the country.

Here are a few more terms you can use to ask about or describe the weather while you're planning your Brazilian getaway:

- ✓ **nublado** (*nooh-blah-doo*) (*cloudy*)
- ✓ **ventoso** (*ven-toh-soo*) (*windy*)
- ✓ **úmido** (*oooh-mee-doh*) (*humid*)
- ✓ **nevoso** (*neh-voh-soh*) (*snowy*)
- ✓ **gelado** (*zheh-lah-doh*) (*icy*)



When talking about the best time to visit Brazil, knowing how to say the months of the year in Portuguese comes in handy. Notice that, in Portuguese, the first letter of the name of each month isn't capitalized like it is in English:

- ✓ **janeiro** (*zhah-nay-roh*) (*January*)
- ✓ **fevereiro** (*feh-veh-ray-roh*) (*February*)
- ✓ **março** (*mah-soo*) (*March*)
- ✓ **abril** (*ah-bree-oooh*) (*April*)
- ✓ **maio** (*my-oh*) (*May*)

✓ **junho** (zhooon-yoh) (*June*)

✓ **julho** (zhool-yoh) (*July*)

✓ **agosto** (ah-goh-stoh) (*August*)

✓ **setembro** (seh-tem-broh) (*September*)

✓ **outubro** (oh-too-broh) (*October*)

✓ **novembro** (noh-vem-broh) (*November*)

✓ **dezembro** (deh-zem-broh) (*December*)

To say *in* a certain month, use **em** (ang) plus the name of the month. Here are a couple example sentences:

Vou para o Brasil em maio. (voh pah-rah ooh brah-zee-oooh ang my-oh.) (*I'm going to Brazil in May.*)

Ela retornou do Canadá em novembro. (eh-lah heh-toh-noh doo kah-nah-dah ang noh-vem-broh.) (*She returned from Canada in November.*)

Or, you may want to say, I'm going to return home **em agosto** (ang ah-goh-stoh) (*in August*) or ask, Does it rain a lot in the Amazon **em março** (ang mah-soo) (*in March*)?

Talkin' the Talk



Caio (ky-oh) dreams about visiting the Amazon, but he only has vacation days off in June — right during the rainy season. He asks his friend **Fábio** (fah-bee-oooh), a biologist who has spent a lot of time in the Amazon, for advice. (Track 23)

Caio:

Oi Fábio, já foi para o Amazonas no inverno?

oh-ee fah-bee-oooh, zhah foh-ee pah-rah ooh ah-mah-zoh-nahz noo een-veh-noh?
Hey Fabio, have you been to the Amazon in the winter?

Já. Por quê?

zhah. poh keh?

Yeah. Why?

Caio:

Qual mês foi?

kwah-oooh mez foh-ee?

What month was it?

Fábio:

Fui em junho.

fwee ang zhoon-yoh.

I went in June.

Caio:

Choveu muito?

shoh-veh-oooh moh-ee-too?

Did it rain a lot?

Fábio:

Choveu muito pela manhã, mas fez sol pela tarde.

*shoh-veh-oooh moh-ee-too peh-lah mahn-yah, mah-eez fehz soh-oooh peh-lah tah-
jee.*

It rained a lot in the morning, but it was sunny in the afternoon.

Caio:

Ah é? Que bom.

ah eh? kee boh-oong.

Really? Great.

Words to Know

Já foi... ?	zhah <u>foh-ee</u> ... ?	Have you been... ?
no inverno	noo een- <u>veh</u> -noh	in the winter
choveu	shoh- <u>veh</u> -ooh	rained
pela manhã	<u>peh</u> -lah mahn- <u>yah</u>	in the morning
fez sol	fehzh <u>soh</u> -ooh	it was sunny
pela tarde	<u>peh</u> -lah <u>tah</u> -jee	in the afternoon

Obtaining a Passport and Visa



If you plan to visit Brazil, you'll need a **passaporte** (pah-sah-poh-chee) (*passport*). If you don't have one, be sure to get one far in advance of your trip; passports can take weeks to get finalized. If you already have a **passaporte**, check to make sure that the **data de vencimento** (dah-tah jee ven-see-men-toh) (*expiration date*) won't come before your trip ends!

If you're curious about how to say some of the personal identification details listed on a passport in Portuguese, take a look here:

- ✓ **nome** (noh-mee) (*name*)
- ✓ **sobrenome** (soh-bree-noh-mee) (*last name*)
- ✓ **nacionalidade** (nah-see-oh-nah-lee-dah-jee) (*nationality*)
- ✓ **endereço** (en-deh-reh-soh) (*address*)

✓ **data de nascimento** (*dah-tah jee nah-see-men-toh*) (*date of birth*)

As far as getting your **visto** (*vees-toh*) (*visa*), first check on the website of the Brazilian **embaixada** (*em-bah-ee-shah-dah*) (*embassy*) in your **país** (*pah-eez*) (*country*) to find out whether you need one to enter Brazil. Americans generally pay US\$100 for a 90-day, single-entry visa.



If you plan to travel to any developing countries that might have **febre amarela** (*feh-bree ah-mah-reh-lah*) (*yellow fever*) within 90 days prior to your visit to Brazil, you may be required to show **prova de vacinação de febre amarela** (*proh-vah jee vah-see-nah-sah-oooh jee feh-bree ah-mah-reh-lah*) (*proof of yellow fever vaccination*) in order to get a visa to enter Brazil.



Here's a little political intrigue: In a tit-for-tat move on Brazil's part, Americans must get fingerprinted upon entry to Brazil. This requirement began in 2004 when the U.S. started fingerprinting Brazilians and all other visitors entering the U.S.

Going Through Customs

Getting through a **alfândega** (*ah ah-oooh-fahn-deh-gah*) (*customs*) at a Brazilian airport or bus station is a cinch. Authorities first review a **formulário** (*oooh foh-moo-lah-ree-oooh*) (*the form*) that you filled out on the plane. Most likely you checked the box that indicates you have **nada a declarar** (*nah-dah ah deh-klah-rah*) (*nothing to declare*), and you'll sail through. www.Ebook777.com

Be careful about bringing new expensive items into Brazil — think **laptop** (*lahp-top-ee*) (*laptop computer*) or **câmera** (*kah-meh-rah*) (*camera*). By law, any person, whether Brazilian or foreigner, must pay taxes on items worth over US\$500. Don't chance it. **Segurança** (*ah seh-goo-rahn-sah*) (*security*) may decide to check your **bagagem** (*bah-gah-zhang*) (*luggage*) by opening a **mala** (*mah-lah*) (*suitcase*). You could get fined an arm and a leg in **impostos** (*eem-poh-stooz*) (*taxes*).



If you plan to bring a new gadget to Brazil, unwrap it and, if questions are asked, let the authorities know that you plan to bring the item back to your home country with you when you leave Brazil. Authorities typically let travelers bring a **laptop**, one **câmera**, and one **câmera de vídeo** (*kah-meh-rah jee vee-joh*) (*video camera*) without any trouble.

When I moved to Brazil in 2001, my new boss had asked me to buy a laptop for him in New York because electronic goods bought in the U.S. are so much cheaper than they are in Brazil. To my surprise, the customs agents decided to open my baggage because I had so much stuff — I was moving there, after all! — and they spotted the laptop; the fine for the roughly \$900 laptop was around US\$700. Ouch.

Packing for Your Brazilian Getaway

You lucky duck, are you planning a trip to Brazil? Starting to pack your **mala** (*mah-lah*) (*suitcase*) already? No doubt you got some new

roupas (*hoh-pahs*) (*clothes*) for the voyage!

Here are some other things you may want to pack:

- ✓ **biquini/sunga** (*bee-kee-nee/soong-gah*) (*bikini/tight-fitting swim briefs for men* — if you want to look like Brazilian men on the beach!)
- ✓ **repelente de insetos** (*heh-peh-len-chee jee een-sek-tohs*) (*insect repellent*)
- ✓ **chapéu** (*shah-peh-oooh*) (*hat*)
- ✓ **chinelos** (*shee-neh-looz*) (*flip-flops*)
- ✓ **tênis** (*teh-nees*) (*sneakers; Literally: tennis shoes*)
- ✓ **óculos de sol** (*oh-koo-lohs jee soh-oooh*) (*sunglasses*)
- ✓ **prova de vacinação de febre amarela** (*proh-vah jee vah-see-nah-sah-oooh jee feh-bree ah-mah-reh-lah*) (*proof of yellow fever vaccination*)
- ✓ **câmera** (*kah-meh-rah*) (*camera*)
- ✓ **câmera de vídeo** (*kah-meh-rah jee vee-joh*) (*video camera*)
- ✓ **carregador de bateria** (*kah-heh-gah-doh jee bah-teh-ree-ah*) (*battery charger*)
- ✓ **conversor de voltagem** (*kohn-veh-soh jee vol-tah-zhang*) (*power converter*)
- ✓ **adaptador** (*ah-dahp-tah-doh*) (*plug adapter*)



Many electrical outlets in Brazil use the round-prong (not rectangular) kind of plug, so get an **adaptador** if necessary. Voltage in the electric current varies widely in Brazil; it can be

anywhere from 100 to 240 volts. Check the power adaptors of your laptop before you get on the plane. You may need to buy a **conversor de voltagem**.

In general, anything related to technology is more expensive in Brazil than in the U.S. and in some European countries. Better to bring extra **baterias** for your **câmera**, for example, than deal with finding the right store and unloading more of your **carteira** (kah-tay-rah) (*wallet*) than you'd like to. **Protetor solar** (proh-teh-toh soh-lah) (*sunscreen*) tends to be more expensive in Brazil, too, so it may be worth bringing extra.

However, **roupas, sapatos** (sah-pah-tohs) (*shoes*), and most things you'd buy in a **farmácia** (fah-mah-see-ah) (*drugstore*) are reasonably priced in Brazil and easy to replenish if you need to.

Deciding Where to Go

Brazil has it all: Beaches, hiking, natural wonders, history, great food, infectious music, urban life, and rural solitude. Each region has its strong points, so do a little research before your trip to Brazil to decide which parts of the country you should visit.

In this section, you find highlights of places to go in Brazil as well as some insight about what you can expect from the various destinations, which feature intriguing wonders of the natural, urban, and historical varieties. Of course, veering off the beaten path is fun, too; this overview is a good starting point for planning your Brazilian vacation.

Fortunately for people who like variety, Brazil's airlines offer daily flights to all parts of Brazil, so it's easy to visit more than one region during a single trip. The largest airlines in Brazil are **Tam** (tah), **Bra**

(brah), **Gol** (*goh-oooh*), **Azul** (*ah-zoo*), and **Webjet** (*web-ee zheh-chee*). Check out [Chapter 14](#) for more on traveling by air.

The North

Brazil's North region is known for its vast expanses of land without a lot of human population and includes some interesting towns as well as the Amazon rainforest. The North is not a very touristy area, which may delight travelers who like to make their own tracks.

Pará (*pah-rah*) state has beautiful beaches, and the North is also where the world-famous Amazon rainforest is located. When visiting this area, most people fly into **Manaus** (*mah-nah-ooz*), the capital of **Amazonas** (*ah-mah-soh-nahz*) state and the biggest city in the Brazilian part of the Amazon.

From Manaus, you can reach several jungle lodges within a couple of hours. Most lodges are located near the **Rio Amazonas** (*hee-oooh ah-mah-soh-nahz*) (*Amazon River*). Here, you can see local indigenous culture as well as exciting animals, including **piranhas** (*pee-rahnyahz*) (*piranas*), **macacos** (*mah-kah-kooz*) (*monkeys*), and **bichos-preguiça** (*bee-shoo preh-gee-sahz*) (*sloths*). **Parintins** (*pah-reen-cheenz*), a town a few hours from Manaus, is famous for its Carnival in July. Flip to [Chapter 16](#) for details on Brazil's different Carnival celebrations.

The Northeast

If you want to see what many people consider to be Brazil's best beaches, visit the Northeast region. Tourists often make a holiday in Brazil just by connecting the dots between the following places:

✓ **Bahia** (*bah-ee-ah*) is the most popular destination in the Northeast. It's the place for relaxing and listening to music; many of Brazil's most famous musicians are from Bahia. This is the place to see **capoeira** (*kah-poh-ay-rah*), a world-famous martial arts form.

Popular beachy places to go in Bahia include **Morro de São Paulo** (*moh-hoo jee sah-oooh pah-oooh-loo*), **Itacaré** (*ee-tah-kah-reh*), and **Trancoso** (*trahn-koh-zoo*), which are all rustic; **Porto Seguro** (*poh-too seh-goo-roo*) is urban and relatively expensive. In the interior of the state is a majestic, plateau-filled area called **Chapada Diamantina** (*shah-pah-dah jee-ah-mahn-chee-nah*), which hikers and those looking for solitude will appreciate.

Salvador (*sah-oooh-vah-doh*) is the capital of the Bahia State, and it has beautiful old colonial architecture in the city center.

- ✔ **Recife e Olinda** (*heh-see-fee ee oh-leen-dah*) is composed of two neighboring cities along the Bahia coast. Recife is very urban, while Olinda may be the most charming little town in Brazil, with its amazing views, narrow streets, colonial architecture, and emphasis on local art.
- ✔ **Rio Grande do Norte** (*hee-oooh grahn-jee doo noh-chee*) boasts sand dunes and dolphins. My personal favorite beach in this state is **Pipa** (*pee-pah*). It's pure magic with dolphins, views of turquoise waters from a bluff, rainbow-colored rocks, a fun little town, and a perfect mix of locals and tourists. With just a few places to go out, you meet them all!
- ✔ **Ceará** (*see-ah-rah*) has turquoise water and is one of the areas that makes the northeastern states famous for their beaches.
- ✔ **Lençóis Maranhenses** (*lehn-soh-eez mah-rahn-yen-seez*) in **Maranhão** (*mah-rahn-yah-oooh*) boasts turquoise lagoons amid white sand dunes that are like nothing else on Earth. **Belém** (*beh-lang*), the capital of Pará state, and **São Luis** (*sah-oooh loo-eez*), the capital of Maranhão state, are relaxed, culturally interesting cities to check out.

The Central-West region is known historically as a mining region of Brazil. Now it's famous for exquisite rock formations, mysticism, great food, and exotic animals in the plains and wetlands. Within the region lies the **Pantanal** (*pahn-tah-nah-oo*), Brazil's Serengeti — its African plains. By far, the Central-West region is the best place to see wild animals in Brazil. Spotting animals here is easier than in the Amazon simply because the Pantanal has more open space. The Pantanal is a bit of a secret and doesn't see many tourists despite its riches.

Campo Grande (*kahm-poh grahn-jee*) and **Bonito** (*boo-nee-too*) are the two main towns in the Pantanal; both are located in **Mato Grosso do Sul** (*mah-toh groh-soo doo soo*) state. The area is huge, so visiting with a tour rather than exploring on your own by car is the way to go. Tour guides can lead you to all the magnificent flocks of rare **pássaros** (*pah-sah-rohz*) (*birds*), giant **pintados** (*peen-tah-dooz*) (*catfish*), gargantuan **tamuandás bandeiras** (*tah-moo-ahn-dahz bahn-day-rahz*) (*anteaters*), and fearsome **serpentes** (*seh-pen-cheez*) (*snakes*)!

The Southeast



The Southeast region is considered the most sophisticated in Brazil; it contains the country's two richest and most famous cities: **Rio de Janeiro** (*hee-oo* jee zhah-nay-roo) and **São Paulo** (*sah-oo* pah-oo-loo). Here you can find the best restaurants in the country as well as the cultural joys and poverty-based downers that exist in most every megalopolis in the world.

Rio (*hee-oo*) is a gorgeous city, known for its hills, fabulous urban beaches, **o Cristo Redentor** (*oo* krees-too heh-den-toh) (*Christ the Redeemer statue*, shown in [Figure 12-2](#)), **Pão de Açúcar** (*pah-oo* jee ah-soo-kah) (*Sugarloaf Mountain* — with a cable car to get there), and lively locals. Popular beach areas to visit near Rio are rustic **Ilha**

Grande (*eel-yah grahn-jee*), sophisticated **Buzios** (*boo-zee-oohz*), and historic **Paraty** (*pah-rah-chee*). Also be sure to take a quick trip to **Petrópolis** (*peh-troh-poh-leez*), where the Portuguese royalty once lived.

▮

Naming Rio

Do you know what **Rio de Janeiro** (*hee-ooch jee zhah-nay-roo*) means? The literal translation is *River of January*. The Portuguese discovered the area on January 1, 1552, and mistook Rio's Guanabara Bay for the mouth of a river.

▮



Illustration by Elizabeth Kurtzman

Figure 12-2: The Christ the Redeemer statue is a hallmark of Rio de Janeiro.



Some visitors to Brazil are surprised to find out that many Brazilians refer to Rio by its full name, Rio de Janeiro, and not the nickname *Rio*.

São Paulo is great for anthropologists. This city has huge immigrant

populations from Japan, Lebanon, and Italy, among other parts of the world. It's also one of the largest cities on Earth, with more than 18 million people. Art and restaurant buffs appreciate São Paulo's nightlife and cultural institutions — the best Brazil has to offer. But the heavy traffic makes transportation difficult, and the city isn't among Brazil's prettiest. São Paulo state beaches are at least two hours from the city, but they're gorgeous, with emerald mountains tumbling into turquoise water.

The Southeast is also home to **Minas Gerais** (*mee-nahz zheh-rah-eez*) (Literally: *General Mines*) state, which has no beaches, but it does have some of the tastiest food in Brazil and very friendly locals. It's full of old mines and historic towns with colonial Portuguese architecture. The most famous town is **Ouro Preto** (*oh-oooh-roh preh-toh*) (Literally: *Black Gold*), named after the gold mines there. There's even a town in Minas (the state's nickname) that's famous for UFO sightings; it's called **São Tomé das Letras** (*sah-oooh toh-meh dahz leh-trahz*). Some locals think there's something otherworldly about Minas state because of all the minerals in the ground there.

The South

This region of Brazil has a higher concentration of German and Polish immigrants' descendants, so the skin tones of the Brazilians who live here is lighter than in other areas of the country. The sea water in the south is also a bit different from the rest of the country; it's colder.

Rio Grande do Sul (*hee-oooh grahn-jee doo soo*) state shares a border, as well as many cultural traditions, with Argentina and Uruguay. Here's where the famous Brazilian **churrascarias** (*choo-hahs-kah-ree-ahs*), Brazilian all-you-can-eat steakhouses with salad buffets, originate. The capital, **Porto Alegre** (*poh-too ah-leh-gree*), is a clean, safe, and pleasant city, and the people are polite but a bit more introverted compared to Brazilians in the rest of the country. Rio

Free ebooks => www.Ebook777.com
Grande do Sul hosts Brazil's most famous film festival in **Gramado** (grah-mah-doo), a town in the interior. Hikers enjoy the **Serra Gaúcha** (seh-hah gah-oooh-shah), located in the interior of the state and known for its vast plains and plateaus that resemble the American West. By the way, Rio Grande do Sul is the only Brazilian state on the Atlantic coast that's not known for its beaches!

Florianópolis (floh-ree-ah-noh-poh-lees) is the capital of **Santa Catarina** (sahn-tah kah-tah-ree-nah) state and is known for its beautiful people, who often lounge on the beaches. The city is located on an island that boasts at least 32 stunning beaches — one for every day of the month! **Floripa** (floh-ree-pah), the local nickname for Florianópolis, is very modern; it attracts Argentine tourists in the summer.

The world-famous Iguazu Falls are located in southern Brazil, too, on the border of **Paraná** (pah-rah-nah) state and Argentina. The name in Portuguese is **Foz de Iguazu** (fohz jee ee-gwah-soo). This canyon is filled with 250 breathtaking **cataratas** (kah-tah-rah-tahz) (*waterfalls*), making it, in my opinion, much more impressive than Niagara Falls in the U.S., which has just two waterfalls.

Talkin' the Talk



Vinicius (vee-nee-see-ooz) is from **Florianópolis** (floh-ree-ah-noh-poh-lees), a city on a beautiful island in southern Brazil. It's July, and he's just arrived in **Manaus** (mah-nah-ooz) — the biggest city in Brazil's share of the Amazon. During breakfast, **Vinicius** chats with a hotel worker about local weather.

Vinicius:

Que calor! Estava esperando chuva.

kee kah-loh! ehs-dah-vah es-peh-rah-n-doh shoo-vah.

It's so hot! I was expecting rain.

Worker:

Free ebooks at www.Ebook777.com

Não é só chuva aqui como todo mundo pensa.
nah-oooh eh soh shoo-vah ah-kee koh-moh toh-doo moon-doh pen-sah.
It's not all rain here like everyone thinks.

Vinicius:

Mas estamos em temporada de chuva, né?
mah-eez ehs-tahm-ohz ang tem-poh-rah-dah jee shoo-vah, neh?
But we're in the rainy season, right?

Worker:

Estamos. Na verdade, não é típico fazer sol em julho.
ehs-tah-mohz. nah veh-dah-jee, nah-oooh eh chee-pee-koh fah-zeh soh-oooh ang zhoo-lee-oh.
We are. Actually, it's not normal to have sunny weather in July.

Vinicius:

Tenho sorte, então.
tang-yoh soh-chee, en-tah-oooh.
I'm lucky, then.

Worker:

Sim, mas quem sabe — pela tarde pode precisar de um guarda-chuva.
sing, mah-eez kang sah-bee — peh-lah tah-jee poh-jee preh-see-zah jee oong goo-ah-dah shoo-vah.
Yeah, but who knows — in the afternoon you may need an umbrella.

Vinicius:

Obrigado pela dica. Vou levar um.
oh-bree-gah-doh peh-lah jee-kah. voh leh-vah oong.
Thanks for the tip. I'll bring one along.

Words to Know

sol	<u>soh</u> -ooh	sun
quente	<u>kang</u> -chee	hot
calor	kah- <u>loh</u>	heat
frio	<u>free</u> -ooh	cold
chuva	<u>shoo</u> -vah	rain
chover	shoh- <u>veh</u>	to rain
guarda-chuva	goo- <u>ah</u> -dah <u>shoo</u> -vah	umbrella
nuvens	<u>noo</u> -vangz	clouds
a umidade	ah ooh-mee- <u>dah</u> -jee	humidity

Talking about Going: The Verb Ir

The verb **ir** (ee) (*to go/to be going*) is so useful; I'm excited to talk about this one. Hopefully you'll feel like you're advancing your Portuguese by leaps and bounds after discovering what's in this section.

Take a look at the present tense conjugations for **ir**.

Conjugation **Pronunciation**

eu vou eh-ooh voh

você vai voh-seh vah-ee

ele/ela vai eh-lee/eh-lah vah-ee

nós vamos nohz vah-mohz

eles/elas vão eh-leez/eh-lahz vah-ooz

Try out these sample sentences using **ir**:

Ela vai para a praia. (*eh-lah vah-ee pah-rah ah prah-ee-ah.*)
(*She's going to the beach.*)

Você vai para o show? (*voh-seh vah-ee pah-rah ooh shoh?*) (*Are you going to the show?*)

Eu vou para a minha casa. (*eh-oooh voh pah-rah ah ming-yah kah-zah.*) (*I'm going to my house.*)

Nós vamos ao cinema. (*nohz vah-mooz ah-oooh see-neh-mah.*)
(*We're going to the movies.*)

Eles vão para o show de rock. (*eh-leez vah-oooh pah-rah ooh show jee hoh-kee.*) (*They're going to the rock concert.*)



Ir often goes with **para** (*pah-rah*). **Ir para** (*eeh pah-rah*) means *to go to*. You can talk about the future by conjugating **ir** and adding another verb. Voilá! For example, **Nós vamos dançar** (*nohz vah-mohz dahn-sah*) means *We're going to dance*. Easy, right?

Try this formula with the verb **viajar** (*vee-ah-zhah*) (*to travel/to take a trip*), because that's what this chapter's about. In each of these phrases, someone is *going to take a trip/travel*.

Conjugation

eu vou viajar

você vai viajar

ele/ela vai viajar

nós vamos viajar

Pronunciation

eh-oooh voh vee-ah-zhah

voh-seh vah-ee vee-ah-zhah

eh-lee/eh-lah vah-ee vee-ah-zhah

nohz vah-mohz vee-ah-zhah

Free ebooks => www.Ebook777.com
eles/elas vão viajar eh-leez/eh-lahz vah-oooh vee-ah-zhah

vocês vão viajar voh-sehz vah-oooh vee-ah-zhah

Here are some examples that use the future tense:

Eu vou viajar de trem. (*eh-oooh voh vee-ah-zhah jee trang.*) (*I'm going to travel by train.*)

Você vai viajar de ônibus. (*voh-seh vah-ee vee-ah-zhah jee oh-nee-boos.*) (*You're going to travel by bus.*)

Ela vai viajar de avião. (*eh-lah vah-ee vee-ah-zhah jee ah-vee-ah-oooh.*) (*She's going to travel by plane.*)

Now you can talk about all kinds of things in the future:

Vamos fazer o jantar. (*vah-mohz fah-zeh ooh zhan-tah.*) (*We're going to make dinner.*)

Você vai cantar para nós? (*voh-seh vah-ee kahn-tah pah-rah nohz?*) (*You're going to sing for us?*)

Ele vai ligar para ela. (*eh-lee vah-ee lee-gah pah-rah eh-lah.*) (*He's going to call her.*)

Vamos sair? (*vah-mohz sah-eeh?*) (*Are we going to go out?*)

Vou para a Europa no mês que vem. (*voh pah-rah ah eh-oooh-roh-pah noh mez kee vang.*) (*I'm going to Europe next month.*)

Talkin' the Talk

■

Today is **Pedro's** (*ped-roh's*) first day of school. His mom is asking him what he's promised to do and not do today. Pay attention to how they use the verb **ir** to talk about the future.

Mom:

O que vai fazer hoje, meu filho?

ooh kee vah-ee fah-zeh oh-zhee, meh-oooh feel-yoh?

www.Ebook777.com

Pedro:

Vou ser um bom menino.

voh seh oong boh-oong meh-nee-noh.

I'm going to be a good boy.

Mom:

E o que mais?

ee ooh kee mah-eez?

And what else?

Pedro:

Vou comer tudo no almoço.

voh koh-meh too-doo noh ah-ooh-moh-soo.

I'm going to eat everything at lunch.

Mom:

Muito bem. E o que não vai fazer?

moh-ee-toh bang. eeh ooh kee nah-ooh vah-ee fah-zeh?

Very good. And what are you not going to do?

Pedro:

Não vou falar em voz alta.

nah-ooh voh fah-lah ang vohz ah-ooh-tah.

I won't talk loudly.

Mom:

E o que mais?

ee ooh kee mah-eez?

And what else?

Pedro:

Vou te esperar na frente da escola no final do dia.

voh chee eh-speh-rah nah fren-chee dah eh-skoh-lah noo fee-nah-ooh doo jee-ah.

I'm going to wait for you in front of the school at the end of the day.

Mom:

Muito bom, Pedro. Eu te amo.

moh-ee-toh boh-oong, ped-roh. eh-ooh chee ah-moh.

Very good, Pedro. I love you.

Pedro:

Eu te amo também, mamãe.

eh-ooh chee ah-moh tahm-bang, mah-ee.

I love you too, Mommy.

Words to Know

O que vai fazer?	ooh <u>kee</u> <u>vah-ee</u> fah- <u>zeh</u> ?	What are you going to do?
meu filho	<u>meh-oo</u> <u>feel-yoh</u>	my son
menino	meh- <u>nee</u> -noh	boy
professora	<u>proh-feh</u> - <u>soh</u> -rah	teacher
esperar	<u>eh-speh</u> - <u>rah</u>	to wait
no final do dia	noh fee- <u>nah-oo</u> <u>doh</u> <u>jee-ah</u>	at the end of the day
eu te amo	<u>eh-oo</u> <u>chee</u> <u>ah-moh</u>	I love you

Choosing a Place to Sleep

When you're looking for a place to hang your hat during your Brazilian vacation, it helps to know that most people choose to stay at one of these two main types of **hospedagem** (oh-speh-*dah*-zhang) (*lodging*) in Brazil:

- ✓ **hotéis** (oh-*tay-eez*) (*hotels*) tend to be large and impersonal.
- ✓ **pousadas** (poh-*zah-dahz*) (*guesthouses*) are often small and friendly.

Do I seem biased? Well, I really recommend staying at a **pousada**, because the close quarters and chatty **donos** (*doh-nooz*) (*owners*) make for an excellent Portuguese classroom. The **donos** often work in the **pousada** themselves because it's their livelihood. So choosing a **pousada** can feel like staying in another family's home. They're

similar to what North Americans refer to as a B&B (bed and breakfast — a small inn), except that most Brazilian **pousadas** are larger — anywhere from under 10 **quartos** (*kwah-too-z*) (*rooms*) to 20 or so.



Pousadas are generally **baratas** (*bah-rah-tahz*) (*inexpensive*). A **simples** (*seem-pleez*) (*modest*) room during most of the year may cost 90 reais (about \$45, depending on the exchange rate) for two people **por noite** (*poh noh-ee-chee*) (*per night*). In popular beach spots or historic touristy towns, like **Olinda** (*oh-leen-dah*), **pousadas** can be pricier; expect to pay around 500 reais (about \$250) **por noite** for **duas pessoas** (*doo-ahz peh-soh-ahz*) (*two people*). During the high season, expect to pay about 20 percent more anywhere you go.

At large chain **hotéis**, the going rates are typically higher than at **pousadas**. Expect to pay 700 reais (\$350) and up for chain **hotéis** in major cities for most of the year; add that 20 percent or so spike if you're visiting during the high season (the week before Christmas until after Carnaval).

Making reservations



If you plan to visit Brazil for **Réveillon** (*heh-vay-yohn*) (*New Year's Eve*) or **Carnaval** (*kah-nah-vah-oooh*) (*Carnival*), **faça uma reserva com antecedência** (*fah-sah ooh-mah heh-seh-vah kohng ahn-teh-seh-den-see-ah*) (*make a reservation ahead of time*)! In the case of **Carnaval**, it's best to book lodging and air travel about six months in advance. **Hotéis** and **pousadas** often offer a five-day **pacote** (*pah-koh-chee*) (*package*) that covers Saturday through Ash Wednesday. For more on **Carnaval**, see [Chapter 16](#).

Regardless of when you're traveling, try to make a **reserva** before you **chegar** (sheh-gah) (*arrive*) in Brazil. That said, unless you're staying during a holiday or some special event is going on, you should be fine just showing up and scouting out the area.

You can use these questions and phrases about **hospedagem** (oh-speh-dah-zhang) (*accommodations*) on the phone when you're making a **reserva** or in person at the **recepção do hotel** (heh-sep-sah-oooh doo oh-teh-oooh) (*hotel reception desk*). (For more on talking on the phone in Portuguese, see [Chapter 5](#).) The most important thing, of course, is to find out whether the place has a **vaga** (vah-gah) (*vacancy*):

Tem vaga para hoje à noite? (tang vah-gah pah-rah oh-zhee ah noh-ee-chee?) (*Do you have a vacancy for tonight?*)

Tem vaga para o fim de semana? (tang vah-gah pah-rah ooh fing jee seh-mah-nah?) (*Do you have a vacancy for the weekend?*)

Tem vaga para o mês que vem? (tang vah-gah pah-rah ooh meh-z kee vang?) (*Do you have a vacancy for next month?*)

Here are some questions that the hotel clerk may ask you:

Quantas pessoas? (kwahn-tahz peh-soh-ahz?) (*How many people?*)

Por quantas noites? (poh kwahn-tahz noh-ee-cheez?) (*For how many nights?*)

Cama de casal, ou duas camas de solteiro? (kah-mah jee kah-zah-oooh, ooh doo-ahz kah-mahz jee soh-oooh-tay-roh?) (*A double bed, or two twin beds?*)

Use these phrases to respond:

Eu queria fazer uma reserva. (eh-oooh kee-ree-ah fah-zeh ooh-mah heh-seh-vah.) (*I want to make a reservation.*)

Free ebooks ==> www.Ebook777.com
É para duas pessoas. (eh pah-rah doo-ahz peh-soh-ahz.) (It's for two people.)

Só para uma pessoa. (soh pah-rah ooh-mah peh-soh-ah.) (Just for one person.)

Checking in and out: Registration

Checking into a **hotel** (oh-tay-oo) (*hotel*) or **pousada** (poh-zah-dah) (*guesthouse*) in Brazil follows the same process as it does in most places in the world. First, you give the desk clerk your **nome** (noh-mee) (*name*). If you have a **reserva** (heh-seh-vah) (*reservation*), the clerk will probably check the **detalhes** (deh-tahl-yeetz) (*details*) on file for you and then give you the **chaves** (shah-veez) (*keys*) to the **quarto** (kwah-too) (*room*).



Most Brazilians refer to *the check-in process* as **o check-in** (ooh sheh-king). **Fazer o check-in** (fah-zeh ooh sheh-king) means *to check in*.

The hotel clerk may use these phrases:

Aqui tem duas chaves. (ah-kee tang doo-ahz shah-veez.) (*Here are two keys.*)

Preencha essa ficha, por favor. (pren-sha eh-sah fee-shah poh fah-voh.) (*Fill out this form, please.*)

By federal law, each **hotel** and **pousada** must give every **hóspede** (oh-speh-jee) (*guest*) a **ficha** (fee-shah) (*form*) to fill out; you must write down basic information about yourself and list the places you've visited in Brazil and where you plan to go. This **ficha** helps **Embratur** (em-brah-too) (*the federal tourism board*) understand the activity of its tourists. The **ficha** uses the following terms:

✓ **nome** (*noh-mee*) (*first name*)

✓ **sobrenome** (*soh-bree noh-mee*) (*last name/surname*)

✓ **país de origem** (*pah-eez jee oh-ree-zhang*) (*country of origin*)

✓ **data** (*dah-tah*) (*date*)

✓ **próximo destino** (*proh-see-moh des-chee-noo*) (*next destination*)

✓ **número do passaporte** (*noo-meh-roh doo pah-sah-poh-chee*)
(*passport number*)

Asking about amenities

One nice thing about Brazilian **hospedagem** is that **o café da manhã** (*ooh kah-feh dah mahn-yah*) (*breakfast*) almost always comes with the per-night rate. The term **café da manhã** is often shortened to just **café**, so you can ask the receptionist, **Vem incluído o café?** (*vang een-kloo-ee-doh ooh kah-feh?*) (*Is breakfast included?*). Brazilian breakfasts are ample and delicious; see [Chapter 5](#) to find out what you can expect on the menu.

What you don't generally get with a **pousada** that you do get with a **hotel** are an **academia** (*ah-kah-deh-mee-ah*) (*fitness room/gym*), a **piscina** (*pee-see-nah*) (*pool*), and a full-service **restaurante** (*heh-stah-ooh-rahn-chee*) (*restaurant*).

Before you decide where to stay, you may want to ask some **perguntas** (*peh-goan-tahz*) (*questions*) about amenities. The expression **Tem . . . ?** (*tang . . . ?*) (*Does it have/Do you have . . . ?*) is useful for asking about amenities. Here are some **perguntas** you can use to ask about **o quarto**:

Tem banheira? (*tang bahn-yay-rah?*) (*Does it have a bathtub?*)

Tem ar condicionado? (*tang ah kohn-dee-see-ooh-nah-doo?*)
(*Does it have air conditioning?*)

O quarto tem ventilador? (ooh kwah-too tang ven-chee-lah-doh?) (*Does the room have a fan?*)

Tem cofre? (tang koh-free?) (*Does it have a safe deposit box?*)

Tem vista? (tang vee-stah?) (*Does it have a view?*)

Tem Wifi? (tang wee-fee?) (*Does it have WiFi?*)

O quarto tem TV à cabo? (ooh kwah-too tang teh-veh ah kah-boh?) (*Does the room have cable TV?*)

Tem Jacuzzi? (tang zhah-koo-zee?) (*Does it have a Jacuzzi?*)

And here are some questions you can ask about the **hotel** or **pousada** in general:

Tem piscina? (tang pee-see-nah?) (*Do you have a pool?*)

Tem quarto para não fumantes? (tang kwah-toh pah-rah nah-oooh foo-mahn-cheez?) (*Do you have non-smoking rooms?*)

Tem academia? (tang ah-kah-deh-mee-ah?) (*Do you have a gym?*)

To ask about transportation services, ask, **Oferecem transporte do aeroporto?** (oh-feh-reh-sah-oooh trahn-spoh-chee doo ah-eh-roh-poh-too?) (*Do you offer a pick-up service from the airport?*).

Getting Possessive

Now it's time to get possessive and find out how to say words like *my*, *yours*, and *ours*. If you're traveling with a companion, you may want to tell hotel staff what your individual requests are. For example, you may want to specify that there's a problem with **a sua cama** (ah soo-ah kah-mah) (*your bed*) or that your friend wants to put **as coisas dela** (ahz koy-zahz deh-lah) (*her things*) in a safe deposit box. Or maybe

your towels are missing and you want to ask about **as nossas toalhas** (*ahz noh-sahz toe-ahl-yahz*) (*our towels*).

For all these situations, you want to use a possessive term. To express *It's mine*, say **É meu** (*eh meh-oooh*) while pointing to the item. To say *It's yours*, use **É seu** (*eh seh-oooh*). *It's ours* is **É nosso** (*eh noh-soo*).

If you want to specify what exactly is yours, change the **meu**, **seu**, or **nosso** to match the item; is it masculine or feminine and singular or plural? Check out [Table 12-1](#) for possibilities of combinations for talking about *my* things, *your* things, and *our* things.

Table 12-1 Possessive Words — My, Your, and Our

<i>Meaning</i>	<i>Singular Masculine Object</i>	<i>Singular Feminine Object</i>	<i>Plural Masculine Object</i>	<i>Plural Feminine Object</i>
<i>my</i>	o meu (<i>oooh meh-oooh</i>)	a minha (<i>ah ming-yah</i>)	os meus (<i>ooz meh-ooz</i>)	as minhas (<i>ahz ming-yahz</i>)
<i>your</i>	o seu (<i>oooh seh-oooh</i>)	a sua (<i>ah soo-ah</i>)	os seus (<i>ooz seh-ooz</i>)	as suas (<i>ahz soo-ahz</i>)
<i>our</i>	o nosso (<i>oooh noh-soo</i>)	a nossa (<i>ah noh-sah</i>)	os nossos (<i>ooz noh-sooz</i>)	as nossas (<i>ahz noh-sahz</i>)

Here are examples of possessive terms that may come up when talking in a **hotel** (*oh-tay-oooh*) (*hotel*) or **pousada** (*poh-zah-dah*) (*guesthouse*):

- ✔ **o meu passaporte** (*oooh meh-oooh pah-sah-poh-chee*) (*my passport*)
- ✔ **as nossas bagagens** (*ahz noh-sahz bah-gah-zhangz*) (*our baggage*)
- ✔ **os nossos planos** (*ooz noh-sooz plah-nohz*) (*our plans*)
- ✔ **o seu cartão de crédito** (*oooh seh-oooh kah-tah-oooh jee kreh-jee-toh*) (*your credit card*)



When you want to talk about *his*, *her*, or *their* things, be sure to switch the word order. Instead of putting the possessive word in front of the thing — for example, **o meu quarto** (oooh *meh*-oooh *kwah*-too) (*my room*) — name the item first and then say **de** (deh) (*of*) plus the owner. Attach the **de** to the **ele**, **ela**, or **eles/elas** (the *him*, *her*, or *them*), and drop the **e** between the words. Here are some examples:

- ✓ **dele** (*deh*-lee) (*his*; Literally: *of him*)
- ✓ **dela** (*deh*-lah) (*her*; Literally: *of her*)
- ✓ **deles** (*deh*-leez) (*their*; Literally: *of them* — for all males or males and females)
- ✓ **delas** (*deh*-lahz) (*their*; Literally: *of them* — for all females)

Technically, when you say **o quarto dele** (oooh *kwah*-toh *deh*-lee) (*his room*), you're saying *the room of him*. Name the thing first and then indicate whose it is:

- ✓ **o dinheiro dela** (oooh *jing*-*yay*-roh *deh*-lah) (*her money*)
- ✓ **a comida deles** (ah *koh*-*mee*-dah *deh*-leez) (*their food* — for a group of males or a group that includes at least one male)
- ✓ **as roupas delas** (ahz *hoh*-*pahz* *deh*-lahz) (*their clothes* — for a group of females)

Using a specific name is the easiest way to make this concept clear. Just say the name of the thing plus **de** plus the person's name:

- ✓ **o carro de Mário** (oooh *kah*-hoh *jee mah*-ree-oh) (*Mario's car*)
- ✓ **o cabelo de Ana Cristina** (oooh *kah*-*beh*-loh *jee ah*-nah *krees*-*schee*-nah) (*Ana Cristina's hair*)



In some parts of Brazil, an **o** or an **a** comes before a person's name (depending on whether the person is male or female); when combined with **de**, these words become **do** or **da**. When you want to say *Lucia's house*, you say **a casa da Lucia** (ah *kah-zah dah loo-see-ah*), which literally means *the house of Lucia*.

Check out some other examples:

- ✓ **as empresas da Petrobrás** (ahz em-*preh-zahz dah peh-troh-brah-eez*) (*Petrobras' companies* — Petrobrás is Brazil's largest oil company)
- ✓ **as praias do Pará** (ahz *prah-ee-ahz doo pah-rah*) (*Pará state's beaches*)



Fun & Games

Choosing when you're going to travel is the first step in planning a fun trip to Brazil. Unscramble the names of the 12 months in Portuguese. Then assign each month to a season. Is the month part of Brazil's spring, summer, winter, or fall? (Remember, the seasons in the Southern Hemisphere are opposite of those in the Northern Hemisphere).









Illustrations by Elizabeth Kurtzman

1. zdeobmer
2. liabr
3. otsmbeer

4. **ieajnor**

5. **oima**

6. **vfeeiorre**

7. **çomar**

8. **goatso**

9. **lhjuo**

10. **vnoembor**

11. **ojnhu**

12. **tbuouro**

Flip to [Appendix D](#) for the answers.



Chapter 13

Money, Money, Money

In This Chapter

- ▶ Getting familiar with Brazilian money
- ▶ Exchanging currency
- ▶ Accessing money in the bank
- ▶ Buying things with Brazilian bills and coins

Dinheiro (jing-yay-roh) (*money*) — like **o amor** (ooh ah-moh) (*love*) — is a universal language. Yet travelers need to understand the particulars of the money system of the countries they visit in order to pay for food, supplies, services, and activities.

In this chapter, I describe Brazilian **moeda** (moh-eh-dah) (*currency*). So you've come to the right place to find out what kind of money is circulating in Brazil, how to access your money from a bank or ATM in Brazil, and how to exchange your moolah for the Brazilian kind. I even give you Portuguese words and phrases so you can talk about money — and spend it!

Introducing Brazilian Reais and Centavos

The **moeda** (moh-eh-dah) (*currency*) in Brazil is called **o real** (ooh

Free ebooks => www.Ebook777.com
hay-ah-oooh) (*the real*); the plural form is **reais** (hay-ahys) (*reais*). **Um real** (oong hay-ah-oooh) (*one real*) is worth around \$0.50 (two reais per one U.S. dollar) as of 2012.

Brazilian **reais** come in several **notas** (*noh-tahs*) (*bills*), each with its own color and Brazilian animal on the back. The bills are as follows: R\$1 (green/hummingbird), R\$2 (blue/tortoise), R\$5 (purple and blue/heron), R\$10 (red/parrot), R\$20 (yellow/golden-faced lion monkey), R\$50 (brown/jaguar), and R\$100 (blue/grouper fish).

Coins come in R\$1, R\$0.50, R\$0.25, R\$0.10, R\$0.05 and R\$0.01. The **um centavo** (*oong sen-tah-voh*) (*one-cent*) coin is tiny and hardly worth anything. Stores usually let you get away with paying to within R\$0.05 of the price to avoid having the one-cent pieces around, which are worth 1/100 of one real, or about half of a U.S. cent.



Brazilian slang for **dinheiro** (jing-yay-roh) (*money*) is **grana** (*grah-nah*). **Estou sem grana** (eh-stoh sang *grah-nah*) means *I don't have any dough* (Literally: *I'm without dough*).

Getting Ahold of Brazilian Currency

Luckily, Brazil isn't one of those countries where the **taxa de câmbio** (*tah-shah jee kahm-bee-oh*) (*exchange rate*) is confusing and you need to keep a **calculador** (kah-oooh-koo-lah-doh) (*calculator*) on hand all the time. As of 2012, the **taxa de câmbio** between the Brazilian **real** (hay-ah-oooh) and the U.S. dollar was roughly two to one. So if something costs 100 **reais**, (hay-ahys) that's about 50 U.S. dollars.

Just cut the number in half. Easy!

In Brazil, your best bet for getting **dinheiro** (jing-yay-roh) (*money*) is by bringing your **cartão de banco** (kah-tah-oooh jee bahn-koh) (*ATM card*) and your **cartão de crédito** (kah-tah-oooh jee kreh-jee-toh) (*credit card*). Unlike in Europe, **cheques de viagem** (sheh-keez jee vee-ah-zhang) (*traveler's checks*) are tough to **trocar** (troh-kah) (*change*) to the national currency in Brazil. The **taxa de câmbio** is generally good at ATMs.



If you want to **trocar** U.S. **dólares** (doh-lah-reez) (*dollars*) or some other **moeda** (moh-eh-dah) (*currency*) to **reais**, you're likely to find the best rates at an **agência de viagens** (ah-zhang-see-ah jee vee-ah-zhangz) (*travel agency*). Conversely, **aeroportos** (ah-eh-roh-poh-toooh) (*airports*) generally charge high commission fees; avoid **casas de câmbio** (kah-zahs jee kahm-bee-oooh) (*currency exchange bureaus*) there.

Agências de viagens (ah-zhang-see-ahz jee vee-ah-zhangz) (*travel agencies*) and **bancos** (bahn-kohs) (*banks*) are usually easy to find in big cities and touristy areas. There, you can ask these questions when you want to change money:

Vocês trocam dólares por reais? (voh-sehz troh-kah-oooh doh-lah-reez poh hay-ahys?) (*Do you change dollars for reais?*)

A quanto está o dólar? (ah kwahn-toh eh-stah ooh doh-lah?) (*What's the rate for the dollar?*)

Vocês cobram taxa de comissão? (voh-sehz koh-brah-oooh tah-shah jee koh-mee-sah-oooh?) (*Do you charge a commission fee?*)



Of course, the value of your money in Brazil depends on the

taxa de câmbio. Do yourself a favor by checking the **taxa de câmbio** before planning a visit to Brazil. Between 2009 and 2011, for example, the **taxa de câmbio** fluctuated between about 2.00 and 1.80 **reais** per one U.S. dollar. If possible, plan your trip when the **taxa de câmbio** is good (when you can get two or more **reais** per U.S. dollar) to save a lot of money.

Talkin' the Talk



Silvio (*see-oooh-vee-oooh*) just got back from a trip to New York, and needs to change US\$100 to **reais**. He goes to a travel agency. (Track 24)

Silvio:

Por favor, vocês trocam dólares por reais aqui?

poh fah-voh, voh-sehz troh-kah-oooh doh-lah-reez poh hay-ahys ah-kee?
Excuse me, do you change dollars for reais here?

Worker:

Trocamos.

troh-kah-mooz.

Yes, we do (Literally: We change).

Silvio:

Vocês cobram taxa de comissão?

voh-sehz koh-brah-oooh tah-shah jee koh-mee-sah-oooh?
Do you charge a fee?

Worker:

Sim, é de dois por cento. Quanto quer trocar?

sing, eh jee doh-eez poh-sen-toh. kwahn-toh keh troh-kah?
Yes, it's 2 percent. How much do you want to change?

Silvio:

Cem dólares. A quanto está o dólar?

sang doh-lah-reez. ah kwahn-toh eh-stah ooh doh-lah?
One hundred dollars. What's the rate for the dollar?

Worker:

Está a dois reais e trinta e quatro.

eh-stah ah doh-eez hay-ahys ee treen-tah ee kwah-troh.

Silvio:

Tá bom. Me dá em notas de dez?

tah *boh*-oong. mee *dah* ang *noh*-tahz jee *dehz*?

That's fine. Can you give it to me in bills of 10?

Worker:

Tudo bem. Não tem problema.

too-doh *bang*. *nah*-ooh *tang* proh-*bleh*-mah.

Okay. No problem.

Words to Know

Me dá...?

notas

não tem

problema

mee dah...?

noh-tahz

nah-ooh tang

proh-bleh-mah

Can you give me...?

bills

no problem

Using Brazilian Banks and ATMs

Most towns in Brazil have a **banco** (*bahn*-koh) (*bank*) and a **caixa automático** (*kah*-ee-shah ah-ooh-toh-*mah*-chee-koh) (*ATM*) that takes **cartões internacionais** (*kah*-toh-eez *een*-teh-nah-see-ooh-*nah*-eez) (*international cards*). Chances are, your ATM/debit card from home will work in Brazil, especially if your card has a Cirrus or Star logo on the back. Credit cards are harder to use in Brazil to withdraw money, but they're great for paying for food and buying things from shops.



Citibank and HSBC are good cards to use, because they're international banks. Both have several branches in **Rio** (*hee-oooh*) and **São Paulo** (*sah-oooh pah-oo-loh*). Be sure to check with your bank to find out how much the service charge is per international transaction.

Many of the small beach towns, especially in the north and northeast parts of Brazil, don't have any bank access, which means you need to **retirar** (*heh-chee-rah*) (*withdraw*) as much **dinheiro** (*jing-yay-roh*) (*money*) as you think you'll need before you get there. Also keep in mind that smaller branches of Brazilian banks probably aren't connected to the international system. So your best bet is to withdraw at least a few days' worth of money from your **conta bancária** (*kohn-tah bahn-kah-ree-ah*) (*bank account*) when you're in one of Brazil's larger cities.

■

O real is born

O real (*oooh hay-ah-oooh*) (*the real*) was created in 1994, after several years of financial instability in Brazil. During the 20 preceding years, Brazil changed **moedas** (*moh-eh-dahs*) (*currencies*) several times. **A piada** (*ah pee-ah-dah*) (*the joke*) was that as soon as you got paid, you had to do your supermarket shopping because inflation was so quick that food was cheaper in the morning than in the afternoon.

■



Brazilian vendors always seem to be out of **trocado** (*troh-kah-doh*) (*change*). Getting large bills changed into smaller bills at the **banco**, right after you get it out of the **caixa automática**, is best. Vendors often ask **Tem trocado?** (*tang troh-kah-doh?*) (*Do you have change?*) when you pay, meaning *Do you have exact*

To ask where the nearest **banco** or **caixa automática** is, use these questions:

Por favor, sabe onde tem um caixa automático? (poh fah-voh, sah-bee ohn-jee tang oong kah-ee-shah ah-oooh-toh-mah-chee-koh?) (*Excuse me, do you know where there's an ATM?*)

Por favor, tem um banco perto daqui? (poh fah-voh, tang oong bahn-koh peh-toh dah-kee?) (*Excuse me, is there a bank near here?*)

Follow up by asking whether the area in which the bank or ATM is located is reasonably **seguro** (seh-goo-roh) (*safe*). Say **O local é seguro?** (oooh loh-kah-oooh eh seh-goo-roh?) (*Is the area safe?*). In any case, if you avoid withdrawing money at night, you should be fine.

Checking Prices and Making Purchases

Talking about **o preço** (oooh preh-soo) (*the price*) of **as coisas** (ahz koy-zahz) (*things*) in Brazil is easy. To find the **preço**, just look on the price tag if you're in a store. If you're at an informal outdoor market, you'll probably need to ask the vendor for the **preço**.

Here are the three most common ways of asking how much an item is:

Quanto custa? (kwahn-toh koo-stah?) (*How much does it cost?*)

Quanto é? (kwahn-toh eh?) (*How much is it?*)

Here's how the vendor usually answers (for a review of numbers in

Vale . . . reais. (*vah-lee . . . hay-ahys.*) (*It costs [number] reais.*)

Custa . . . reais. (*koos-tah . . . hay-ahys.*) (*It costs [number] reais.*)

São . . . reais. (*eh . . . hay-ahys.*) (*It costs [number] reais.*)

To say a **preço**, use the following formula: the number of **reais**, plus **e** (*ee*) (*and*) plus the number of **centavos** (*sen-tah-vohz*) (*cents*):

✓ **R\$12,30**

doze reais e trinta centavos (*doh-zee hay-ahys ee treen-tah sen-tah-vohz*) (*twelve reais and thirty cents*)

✓ **R\$4,60**

quatro reais e sessenta centavos (*kwah-troh hay-ahys ee seh-sen-tah sen-tah-vohz*) (*four reais and sixty cents*)

✓ **R\$2,85**

dois reais e oitenta e cinco centavos (*doh-eez hay-ahys ee oh-ee-tehn-tah ee sing-koh sen-tah-vohz*) (*two reais and eighty-five cents*)

For bargaining tips, see [Chapter 8](#).



Did you notice that instead of decimal points, Brazilians use commas (like in many other parts of the world)? The decimal point is reserved in Portuguese for numbers beginning with one thousand, which looks like 1.000. So R\$2.440 is *two thousand, four hundred and forty reais*. The rule is easy: Just use commas where in English the period is used, and vice-versa.

The paying verb: Pagar

Luckily, when you **pagar** (*pah-gah*) (*pay*), visible **números** (*noo-meh-*

Free ebooks ==> www.Ebook777.com
roh) (*numbers*) are often involved, which makes communication easier. At a nice shop or supermarket, you see the number pop up on a cash register.



If you have a problem communicating at an informal outdoor market (where you often won't find even a calculator), you can always pull out a pen and paper to clear things up.

Here's how to conjugate **pagar**:

Conjugation	Pronunciation
eu pago	<i>eh-oooh pah-goh</i>
você paga	<i>voh-seh pah-gah</i>
ele/ela paga	<i>eh-lee/eh-lah pah-gah</i>
nós pagamos	<i>nohz pah-gah-mohz</i>
eles/elas pagam	<i>eh-leez/eh-lahz pah-gah-oooh</i>
vocês pagam	<i>voh-sehz pah-gah-oooh</i>

This is what **pagar** looks like in the past tense (for a review of the past tense, see [Chapter 6](#)):

Conjugation	Pronunciation
eu paguei	<i>eh-oooh pah-gay</i>
você pagou	<i>voh-seh pah-goh</i>
ele/ela pagou	<i>eh-lee/eh-lah pah-goh</i>
nós pagamos	<i>nohz pah-gah-mohz</i>
eles/elas pagaram	<i>eh-leez/eh-lahz pah-gah-rah-oong</i>
vocês pagaram	<i>voh-sehz pah-gah-rah-oong</i>

Here are some uses of **pagar**:

Quer pagar agora, ou depois? (*keh pah-gah ah-goh-rah, ooh deh-poh-eez?*) (*Do you want to pay now or later?*)

Já pagou? (*zhah pah-goh?*) (*Did you pay already?*)

Paguei vinte reais. (*pah-gay veen-chee hay-ahys.*) (*I paid 20 reais.*)

Essa empresa paga bem. (*eh-sah em-preh-zah pah-gah bang.*) (*This company pays well.*)

Vão pagar a conta. (*vah-oooh pah-gah ah kohn-tah.*) (*They will pay the bill.*)

Paying for items and services

You can relax when you're at a Brazilian cash register. The process for paying is similar to what you're used to. That is, you can pay with cash or a **cartão de crédito** (*kah-tah-oooh jee kreh-jee-toh*) (*credit card*). Just remember to bring along a form of I.D., because you may need to present it if you pay by **cartão de crédito**.

Recibos (*heh-see-boos*) (*receipts*) are easy to get in an established store, and even vendors at informal markets can sometimes give you an official handwritten receipt. A **recibo** is also known as a **nota fiscal** (*noh-tah fees-kah-oooh*) (*receipt*; Literally: *fiscal note*).

These phrases may come in handy when you're at the **caixa** (*kah-ee-shah*) (*register*):

Tem desconto para estudantes? (*tang des-kohn-toh pah-rah eh-stoo-dahn-cheez?*) (*Do you have a student discount?*)

Você tem uma caneta? (*voh-seh tang ooh-mah kah-neh-tah?*) (*Do you have a pen?*)

Me dá um recibo, por favor? (*mee dah oong heh-see-boh, poh fah-voh?*) (*Can you give me a receipt, please?*)

The vendor may ask you:

Tem algum documento? Um passaporte? (*tang ah-oooh-goong doh-koo-men-toh? oong pah-sah-poh-chee?*) (*Do you have some I.D.? A passport?*)

Qual é a validade do cartão? (*kwah-oooh eh ah vah-lee-dah-jee doo kah-tah-oooh?*) (*What's the expiration on the card?*)

Talkin' the Talk



Leila (*lay-lah*) is a Portuguese woman on vacation in the Brazilian state of **Minas Gerais** (*mee-nahs zeh-rah-eez*). She steps into a store to buy some beautiful stone sculptures. (Track 25)

Leila:

Aceita cartão Visa?

ah-say-tah kah-tah-oooh vee-zah?

Do you accept Visa?

Cashier:

Aceitamos.

ah-say-tah-mooz.

Yes (Literally: We accept).

Leila:

(Hands the cashier the credit card) **Aqui está.**

ah-kee es-tah.

Here you go.

Cashier:

Tem algum documento? Um passaporte?

tang ah-oooh-goong doh-koo-men-toh? oong pah-sah-poh-chee?

Do you have some I.D.? A passport?

Leila:

(Shows the cashier her passport) **Sim, tenho.**

sing, tang-yoh.

Yes (Literally: Yes, I have).

Cashier:

OK, assine aqui, por favor.

oh-keh-ee, ah-see-nee ah-kee, poh fah-voh.

Okay, sign here, please.

Leila:

Me dá um recibo, por favor?

mee dah oong heh-see-boh, poh fah-voh?

Can you give me a receipt, please?

Cashier:

Claro.

eh klah-roo.

Of course.

Words to Know

Aceita cartão?	ah-say-tah kah-tah-oooh?	Do you accept credit cards?
cartão Visa	kah-tah-oooh vee-zah	Visa
cartão American Express	kah-tah-oooh ah-meh- ree-ken eh-sprez	American Express
cartão Mastercard	kah-tah-oooh mahs-teh-kah-jee	Mastercard
algum documento	ah-oooh-goong doh-koo-men-toh	some I.D.
um passaporte	oong pah-sah- poh-chee	a passport
Assine aqui, por favor	ah-see-nee ah-kee, poh fah-voh.	Sign here, please.
um recibo	oong heh-see-boh	a receipt



Brazilians often repeat a verb in response to a question they're being asked. With **Tem...?** (tang...?) (*Do you have...?*), the

Free ebooks ==> www.Ebook777.com
answer is **Tenho** (*tang-yoh*) (*I have*) rather than just **Sim** (*sing*) (*Yes*). You may be asked, **Você é americano?** (*voh-seh eh ah-meh-ree-kah-noh?*) (*Are you American?*). If you are, the answer is **Sou** (*soh*) (*I am*), not **Sim**.



Fun & Games



Imagine your friend Samantha has asked you to pick up a trendy Brazilian top for her while you're on vacation in Rio. She said she'll pay you back when you return. What do you do?

Fill in the blanks with the Portuguese translation of the English words in parentheses to find out.

First, you go to a local **1.** _____ (bank) to **2.** _____ (withdraw) **3.** _____ (money). Your **4.** _____ (account) has plenty of **5.** _____ (slang for money)! You punch into the **6.** _____ (ATM) that you want R\$200. The machine dispenses **7.** _____ (two bills) of R\$100 reais. Then, you head to the local mall, where you find the perfect top. It's colorful, and a couple of the saleswomen are wearing it. It costs R\$50 (you think, "What a bargain!"). You then **8.** _____ (pay) for it and ask for a **9.** _____ (receipt). Finally, you head to the beach, happy that you've gotten a practical matter out of the way and can relax for the rest of the day.

See [Appendix D](#) for the answers.



Chapter 14

Getting Around: Planes, Buses, Taxis, and More

In This Chapter

- ▶ Traveling by air
- ▶ Taking a bus or taxi
- ▶ Driving a rental car
- ▶ Looking at verbs for arriving, leaving, and waiting
- ▶ Following directions to your destination

Brazil is a vast country — about the same size as the U.S. — and the best way to **viajar** (vee-ah-zhah) (*go*; Literally: *to voyage*) from place to faraway place is by **ônibus** (oh-nee-boos) (*bus*) or **avião** (ah-vee-ah-oooh) (*airplane*). You can also **alugar um carro** (ah-loo-gah oong kah-hoh) (*rent a car*). **Trens** (trangz) (*trains*) are seldom used in Brazil.



In Brazil's two biggest cities, **Rio** (*hee-oooh*) and **São Paulo** (*sah-oooh pah-oooh-loh*), you can find a **metrô** (*meh-troh*) (*subway*). The subways are clean, punctual, and safe. **Táxis** (*talk-seez*) (*taxis*) are safe, too, and inexpensive. City **ônibus** (this word means both *bus* and *buses*) can also take you anywhere you need to go. But be cautious, especially in Rio, where **ônibus** are sometimes robbed.

Near beach areas, you can take joyrides on **buggys** (*boo-geez*) (*sand dune buggies*) or on **jangadas** (*zhan-gah-dahz*) (*sailboats*). And **barcos** (*bah-kooz*) (*boats*) of all sizes are available to you for navigating in the **mar** (*mah*) (*ocean*) or down a **rio** (*hee-oooh*) (*river*). Boats are the main mode of **transporte** (*trahn-spoh-chee*) (*transport*) in the Amazon. Of course, you can always see the country by **bicicleta** (*bee-see-kleh-tah*) (*bicycle*) or a **pé** (*ah peh*) (*on foot*), too.

If you have cash to burn, you can also take a **helicóptero** (*eh-lee-kohp-teh-roo*) (*helicopter*) ride. This option is particularly popular in São Paulo, supposedly the city with the second-highest helicopter air **trânsito** (*trahn-zee-toh*) (*traffic*) in the world!

This chapter tells you how to talk about getting around — from accessing **táxi** services to discussing whether buses are on schedule. Here are a few quick transportation-related phrases:

- ✔ **Vamos embora!** (*vah-mooz em-boh-rah!*) (*Let's go!*)
- ✔ **Como se chega?** (*koh-moo see sheh-gah?*) (*How do you get there?*)
- ✔ **Quanto tempo demora para chegar?** (*kwahn-toh tem-poh deh-moh-rah pah-rah sheh-gah?*) (*How long does it take to get there?*)
- ✔ **Eu vou para . . .** (*eh-oooh voh pah-rah . . .*) (*I'm going to . . .*)
- ✔ **Vamos para . . .** (*vah-mohz pah-rah . . .*) (*We're going to . . .*)
- ✔ **Eu fui para . . .** (*eh-oooh fwee pah-rah*) (*I went to . . .*)

Making a Plane Reservation

Buying your **pasagem de avião** (*pah-sah-zhang jee ah-vee-ah-oooh*)

(*flight ticket*) online is a great idea because you can often find the lowest fares for a given **voô** (*voh*) (*flight*) on websites. Even if your trip to Brazil is still a faraway dream, it's worth checking out these websites just for new vocabulary.

Here are some key terms that you may find on a Brazilian airline's website:

- ✓ **voe** (*voh-ee*) (*fly*)
- ✓ **ida e volta** (*ee-dah ee voh-oo-h-tah*) (*round trip*)
- ✓ **somente ida** (*soh-men-chee ee-dah*) (*one way*)
- ✓ **de** (*jee*) (*from*)
- ✓ **para** (*pah-rah*) (*to*)
- ✓ **data da ida** (*dah-tah dah ee-dah*) (*departure date*)
- ✓ **data da volta** (*dah-tah dah voh-oo-h-tah*) (*return date*)
- ✓ **horário dos voos** (*oo-h-rah-ree-oo-h dooz voh-ooz*) (*flight schedule*)
- ✓ **formas de pagamento** (*foh-mahz jee pah-gah-men-toh*) (*method of payment*)
- ✓ **cadastrar-se** (*kah-dah-strah-see*) (*register*)

If you're in Brazil for more than a few days and prefer buying your **voô** or planning an entire **viagem** (*vee-ah-zhang*) (*trip*) through an **agência de viagens** (*ah-zhang-see-ah jee vee-ah-zhangz*) (*travel agency*), you're in luck. Major Brazilian cities and towns have a ton of **agências de viagens** to choose from, and often offer **pacotes** (*pah-koh-chees*) (*packaged deals*; Literally: *packets*) that combine your **voô** and a place to stay.

Expect to **fazer fila** (*fah-zeh fee-lah*) (*wait in line*) at the **agência de viagens**. You may even need to pick up a **ficha** (*fee-shah*) (*ticket*) with a number on it. After the **agente** (*ah-zhang-chee*) (*agent*) says **Olá**,

Free ebooks ==> www.Ebook777.com
posso ajudar? (oh-lah poh-soo ah-zhoo-dah?) (Hello, can I help you?), he may ask some of the following questions:

Qual é o destino? (kwah-oooh eh ooh des-chee-noo?) (What is the destination?)

Por quantos dias? (poh kwahn-toooh jee-ahz?) (For how many days?)

Quantos passageiros? (kwahn-tohz pah-sah-zhay-rooz?) (How many passengers?)

Importa o horário do dia? (eem-poh-tah ooh ooh-rah-ree-oooh doh jee-ah?) (Does the time of day matter?)

Quer reservar o voo? (keh heh-seh-vah ooh voh?) (Do you want to reserve the flight?)

Como vai pagar? (koh-moo vah-ee pah-gah?) (How do you want to pay?)



You may want to ask which flight is **mais barato** (mah-eez bah-rah-toh) (*cheaper*) or whether the agency can offer you a **pacote** that includes the hotel to get a better deal.

Talkin' the Talk



Daniela (dahn-ee-eh-lah) is from São Paulo and wants to visit her aunt in Rio for the weekend. The bus trip takes five hours. Not bad, but because **Daniela** only has a couple of days, she decides to book a flight. (Track 26)

Travel agent:

Olá, posso ajudar?

oh-lah, poh-soo ah-zhoo-dah?

Hello, can I help you?

Queria fazer uma reserva para ir para o Rio.

kee-ree-ah fah-zeh ooh-mah heh-zeh-vah pah-rah ee pah-rah ooh hee-oooh.
I'd like to make a reservation to go to Rio.

Travel agent:

Que dia?

kee jee-ah?
Which day?

Daniela:

Na sexta, retornando no domingo.

nah ses-tah, heh-toh-nahn-doh noh doh-ming-goo.
For Friday, coming back on Sunday.

Travel agent:

Olha, não sei se tem vaga. Mas vou checar.

oh-yah, nah-oooh say see tang vah-gah. mah-eez voh sheh-kah.
Look, I don't know if there are any seats. But I'll check.

Daniela:

Posso retornar também na segunda, de manhãzinha.

poh-soo heh-toh-nah tahm-bang nah seh-goon-dah, jee mahn-yah-zing-yah.
I can also return on Monday, really early.

Travel agent:

Aí vai ser mais fácil.

ah-ee vah-ee seh mah-eez fah-see-oooh.
Now that will be easier.

Daniela:

Fantástico.

fahn-tahs-chee-koh.
Fantastic.

Travel agent:

Tem duas opções — na Gol e na Tam.

tang doo-ahz ohp-soh-eez — nah goh-oooh ee nah tahm.
You have two options — on Gol and on Tam.

Daniela:

Ótimo.

oh-chee-moh.
Great.

Words to Know

retornando	heh-toh- <u>nahn</u> -doh	returning/ coming back
olha	<u>ohl</u> -yah	look
vaga	<u>vah</u> -gah	seat/available spot
checar	sheh- <u>kah</u>	to check
retornar	heh-toh- <u>nah</u>	to return
de manhãzinha	jee mah-yah- <u>zing</u> -yah	really early in the morning
vai ser	<u>vah-ee</u> <u>seh</u>	it will be
opções	ohp- <u>soh</u> -eez	options

If you're successful in reserving **uma passagem de avião** (ooh-mah pah-sah-zhang jee ah-vee-ah-oooh) (*an airplane ticket*), you'll be assigned an **assento** (ah-sen-too) (*seat*). You may want to request an **assento** by a **janela** (zhah-neh-lah) (*window*) or by a **corredor** (koh-heh-doh) (*aisle*).

If you want to travel by **primeira classe** (pree-may-rah klah-see) (*first class*), ask, **Tem vaga em primeira classe?** (tang vah-gah ang pree-may-rah klah-see) (*Do you have a seat in first class?*). Otherwise, you'll be flying **classe econômica** (klah-see eh-koh-noh-mee-kah) (*economy class/coach*). The first class/economy class system works the same with Brazilian airlines as it does with U.S. airlines and most others around the world.



Brazilian airlines usually charge a **taxa de embarque** (tah-shah jee em-bah-kee) (*boarding tax*). It's significant for international flights, around US\$35, but it's only about US\$10 for

Free ebooks => www.Ebook777.com
domestic flights (as of press time). The **taxa** is often included in the price quote you get for a flight, but you may want to ask about this to be sure.

Here are some useful words and phrases you can use when you travel internationally to and from Brazil:

- ✓ **comprar uma passagem de avião** (kohm-prah ooh-mah pah-sah-zhang jee ah-vee-ah-oo) (*to buy an airline ticket*)
- ✓ **levar o seu passaporte** (leh-vah ooh seh-oo) pah-sah-poh-chee) (*to bring your passport*)
- ✓ **preencher as fichas** (pren-sheh ahz fee-shahz) (*to fill out forms*)
- ✓ **o visto** (oo) vee-stoh) (*the visa*)
- ✓ **o consulado** (oo) kohn-soo-lah-doh) (*the consulate*)
- ✓ **a embaixada** (ah em-bah-ee-shah-dah) (*the embassy*)
- ✓ **o aeroporto** (oo) ah-eh-roh-poh-too) (*the airport*)
- ✓ **duty-free** (doo-chee free) (*duty-free* – yes, Brazilians use the English term!)



If you're coming to Brazil through another South American country, you'll probably be asked for proof of vaccination against **febre amarela** (feh-bree ah-mah-reh-lah) (*yellow fever*). Airport vaccination officials are quite strict, yet they often don't even alert your airline that you need it. I should know; I was stuck in Bolivia for a few days because Brazil wouldn't accept me without my vaccination papers! They were sitting in my apartment in São Paulo, but I had no idea I'd need them to reenter the country.

Taking Buses

I generally recommend taking an **ônibus** (*oh-nee-boos*) (*bus*) for traveling long distances in Brazil and a taxi or the subway to get around cities. Taxis are cheap, and **ônibus** travel within a city can **demorar** (*deh-moh-rah*) (*take a long time*).

The best way to get a **passagem de ônibus** (*pah-sah-zhang jee oh-nee-boos*) (*bus ticket*) is to go to the **rodoviária** (*hoh-doh-vee-ah-ree-ah*) (*central bus station*). These stations are gigantic in Brazil, and you have many **companhias** (*kohm-pahn-ye-ahz*) (*companies*) to choose from. The competing bus **companhias** have offices right next to each other at the **rodoviária**. A sign above the ticket window tells you the name of the company and to which **idades** (*see-dah-jeez*) (*cities*) the buses travel.

Try to buy your bus ticket the day before you plan to leave to make sure you get a **poltrona** (*pohl-troh-nah*) (*seat*). And keep in mind that bus seating in Brazil is usually assigned — not first come, first served.

You can pay for your **passagem de ônibus** using **dinheiro** (*jing-yay-roh*) (*money/cash*) or a **cartão de crédito** (*kah-tah-oooh jee kreh-jee-toh*) (*credit card*). Brazilians do not use checks.



Bring your **passaporte** (*pah-sah-poh-chee*) (*passport*) when buying a **passagem de ônibus**, because the bus company needs to write down the number. Keep your passport handy as you get on the bus. You'll need to fill out a form with your **origem** (*oh-ree-zhang*) (*name of city you're traveling from/origin*) and **destino** (*des-chee-noo*) (*destination*) as well as your **nome** (*noh-mee*) (*name*), passport number, and the **data** (*dah-tah*) (*date*).

Brazilians use military time for bus tickets. Eight o'clock at night becomes **às vinte horas** (ahz veen-chee oh-rahz) (*at 8 p.m./at 20:00 hours*). See [Chapter 4](#) for more on telling time.



Riding city buses in Brazil is a great way to see how polite Brazilians are with each other. The buses are often crowded, and the people sitting down regularly offer to hold bags for the people who have to stand; it's an optional act of courtesy. Brazilians are also very good about giving up seats to the **idosos** (ee-doh-zooz) (*elderly*), **deficientes** (deh-fee-see-en-cheez) (*disabled*), and **mulheres grávidas** (mool-yeh-reez grah-vee-dahz) (*pregnant women*).

If you plan to ride an **ônibus urbano** (oh-nee-boos ooh-bah-noh) (*city bus*), here are some phrases you can use to talk either with the **motorista** (moh-toh-ree-stah) (*driver*) or another **passageiro** (pah-sah-zhay-roo) (*passenger*):

- ✓ **Vai para. . . ?** (vah-ee pah-rah. . . ?) (*Does (the bus) go to. . . ?*)
- ✓ **Pára na Rua. . . ?** (pah-rah nah hoo-ah. . . ?) (*Does [the bus] stop on . . . Street?*)
- ✓ **Quanto (que) é?** (kwahn-toh kee eh?) (*How much?*)

Traveling by Taxi

Táxis (talk-seez) (*taxis*) are plentiful and cheap in Brazil. You can flag one down in the street, just like you would in big cities in other countries. If you're having trouble finding one, ask someone whether a **ponto de táxi** (pohn-toh jee talk-see) (*place where taxis line up to*



The **ponto de táxi** is basically a bunch of taxi drivers sitting on a bench, sometimes watching a **novela** (noh-veh-lah) (*soap opera*) or **jogo de futebol** (zhoh-goo jee foo-chee-bah-oo) (*soccer match*) on a TV.

Here's some taxi talk:

Pára . . . por favor. (pah-rah . . . poh fah-voh.) (*To [destination], please.*)

Sabe como chegar em . . . ? (sah-bee koh-moo sheh-gah ang. . . ?) (*Do you know how to get to . . . ?*)

Quanto custaria? (kwahn-toh koos-tah-ree-ah?) (*How much would it cost?*)

É perto? (eh peh-too?) (*Is it close?*)

É longe? (eh lohn-zhee?) (*Is it far?*)



Be sure to have **dinheiro** (jing-yay-roh) (*money/cash*) on hand, because Brazilian **taxistas** (talk-sees-tahs) (*taxi drivers*) do not accept credit cards. Locals generally do not offer a **gorjeta** (goh-zheh-tah) (*tip*).

Before you agree to ride in a taxi, ask the **taxista** (tahk-sees-tah) (*taxi driver*) whether he knows where your destination is. In big cities like **São Paulo** (sah-oo pah-oo-loh), **taxistas** often know only a part of the city well. They sometimes have to bring out a **mapa** (mah-pah) (*map*) to help them figure out the way. You may want to bring a pen and paper with you to spell the name of your destination to prevent any miscommunication.



Ricardo (hee-*kah*-doo) and **Carolina** (kah-roh-*lee*-nah) are visiting Rio for the first time. They're staying at a hotel near **Ipanema** (ee-pah-*neh*-mah) beach and are dying to see the city's world-famous soccer stadium **Maracanã** (mah-rah-kah-*nah*). They flag down a taxi. (Track 27)

Ricardo:

Olá, o Maracanã é longe?

oh-*lah*, ooh mah-rah-kah-*nah* eh *lohn*-zhee?

Hi, is Maracanã Stadium far?

Taxi driver:

Não, é pertinho.

nah-ooh, eh *peh*-ching-yoo.

No, it's really close.

Carolina:

Quanto custaria?

kwahn-toh koos-tah-*ree*-ah?

How much would it cost?

Taxi driver:

Uns dez reais.

oonz *dez* hay-ahys.

About 10 reais.

Ricardo:

Tá bom.

tah *boh*-oong.

Okay.

Taxi driver:

É a sua primeira vez no Rio de Janeiro?

eh ah *soo*-ah *pree*-may-rah vez noh *hee*-ooh jee zhah-*nay*-roh?

Is it your first time in Rio?

Ricardo:

É. E nós estamos muito entusiasmados para ver o famoso Maracanã.

eh. ee nohz eh-*stah*-mooz moh-*ee*-toh en-too-zee-ahz-*mah*-dooz *pah*-rah *veh* ooh fah-*moh*-zoo mah-rah-kah-*nah*.

Yeah. And we're really excited to see the famous Maracanã.

Não tem jogo hoje.

nah-oooh tang zhoh-goo oh-zhee.

There's no game today.

Carolina:

Tudo bem, é só para ver.

tah boh-ooong, eh soh pah-rah veh.

That's okay, it's just to take a look.

Words to Know

pertinho	peh- <u>ching</u> -yoo	very close/close by
uns	oonz	about/some
vez	vez	time
entusiasmados	en-too-zee-ahz- <u>mah</u> -dooz	excited
famoso	fah- <u>moh</u> -zoo	famous

Renting a Car

If you're the adventurous type, you may decide to **alugar um carro** (ah-loo-gah oong kah-hoh) (*rent a car*) from a **locadora de carros** (loh-kah-doh-rah jee kah-hohz) (*car rental agency*) in Brazil. Several international rental agencies, such as Hertz and Avis, operate in Brazil.



You can use your **carteira de habilitação** (kah-tay-rah jee

www.Ebook777.com

ah-bee-lee-tah-sah-oooh) (*driver's license*) from home to drive in Brazil, although it's a good idea to get it translated by a **tradutor juramentado** (trah-doo-toh zhoo-rah-men-tah-doo) (*official translator*). The local consulate of your country or a local travel agency should be able to suggest where you can find a **tradutor juramentado**.

Cars tend to be small in Brazil. Be sure to first ask what **modelos** (moh-deh-lohz) (*types of cars*) are available. The roads can get pretty bad, too, so ask about road conditions. Also, Brazil doesn't have nearly the number of **postos de gasolina** (poh-stooz jee gah-zoo-lee-nah) (*gas stations*) as North America, for example, so keep your **tanque de gasolina** (tan-kee jee gah-zoh-lee-nah) (*gas tank*) pretty full!



You may scratch your head when you first visit a **posto de gasolina**: In addition to **gasolina**, you sometimes have the option of choosing **álcool** (ah-oooh-kohl) (*ethanol*), a fuel made from **cana de açúcar** (kah-nah jee ah-soo-kah) (*sugarcane*) that's much cheaper than **gasolina**. A gallon of ethanol costs a little more than half the price of a gallon of gasoline. All cars made in Brazil in the last decade use technology that converts the ethanol to car fuel. So ask the rental car agent what type of fuel your rental can use.

People at the rental agency refer to the checking-out and checking-in of the car as the **retirada** (heh-chee-rah-dah) (*check-out*) and **devolução** (deh-voh-loo-sah-oooh) (*check-in*).

Here are some questions to ask at a **locadora**:

Tem um carro disponível para hoje? (*tang oong kah-hoh jee-spoh-nee-veh-oooh pah-rah oh-zhee?*) (*Do you have a car available*

Qual é a tarifa diária para esse modelo? (*kwah-oooh eh ah tah-ree-fah jee-ah-ree-ah pah-rah eh-see moh-deh-loo?*) (*What's the day rate for this [car] make?*)

Este carro usa álcool? (*es-chee kah-hoo oo-zah ah-oooh-kohl?*) (*Does this car take ethanol?*)

Oferecem quilometragem livre? (*oh-feh-reh-sang kee-loo-meh-trah-zhang leev-ree?*) (*Do you offer unlimited mileage?*)

Tem assistência vinte-quatro horas? (*tang ah-see-sten-see-ah ving-chee kwah-troh oh-rahz?*) (*Do you have 24-hour roadside assistance?*)

Tem alguma promoção? (*tang ah-oooh-goo-mah proh-moh-sah-oooh?*) (*Do you have any deals/promotions going on?*)

Oferece um plano de seguro? (*oh-feh-reh-see oong plah-noh jee seh-goo-roh?*) (*Do you offer an insurance plan?*)

Getting familiar with the Portuguese words for the parts of a car can help, especially if you notice a scratch, dent, or other problem at **retirada**. Here are the basics:

- ✔ **freios** (*fray-ooohz*) (*brakes*)
- ✔ **motor** (*moh-toh*) (*engine*)
- ✔ **pára brisa** (*pah-rah bree-sah*) (*windshield*)
- ✔ **rodas** (*hoh-dahz*) (*wheels*)
- ✔ **volante** (*voh-lahn-chee*) (*steering wheel*)

You may also need to ask about general driving in Brazil:

As estradas em . . . são boas ou ruins? (*ahz eh-strah-dahz ang . . . sah-oooh boh-ahz oh hoo-eenz?*) (*Are the roads in [insert location]*

good or bad?)
Tem um mecânico por aqui? (*tang oong meh-kah-nee-koh poh ah-kee?*) (*Is there a mechanic around here?*)

Interpreting traffic signs

Brazil uses the international road sign system. The shapes and colors of **placas de trânsito** (*plah-kahs jee trahn-zee-toh*) (*road signs*) in Brazil are pretty much the same as they are in English-speaking countries. Most are easy to understand; you don't need to speak Portuguese to understand most **placas de trânsito**.

The only two **placas de trânsito** that use or reference Portuguese words are stop signs, which say **Pare** (*pah-ree*) (*Stop*) and have eight sides like stop signs in most of the world, and no parking signs, which show a capital **E with a line through it**. The **E** references the word **estacionamento** (*eh-stah-see-oh-nah-men-toh*) (*parking*).

Parking it

Parking your car in Brazil can be a hazard, particularly if you're in **São Paulo** (*sah-oooh pah-oooh-loh*) or **Rio** (*hee-oooh*), where **carros** (*kah-hooz*) (*cars*) are frequently broken into. You really don't need to have a car in these cities; it's safer to take the bus, taxi, or subway.

If you do have a car, many upscale restaurants, clubs, and other venues offer **serviço de valet** (*seh-vee-soo jee vah-leh*) (*valet service*), where a worker takes your car, parks it, and then brings it back to you at the end of the night. In these situations, you usually pay the valet fee with your bill inside the venue. A valet typically parks cars **na rua** (*nah hoo-ah*) (*on the street*), but if something happens to the car, you can sue.



At night, keep your **janelas** (*zhah-neh-lahz*) (*windows*) rolled

Free ebooks => www.Ebook777.com
up when driving to prevent an easy robbery at a **semáforo** (seh-mah-foh-roh) (*stoplight*). Some Brazilians even roll slowly forward at a red light, not even stopping, to prevent a robber with a weapon from approaching their car.

The best reason to **alugar** (ah-loo-gah) (*rent*) or **pedir emprestado** (peh-jee em-pres-tah-doo) (*borrow*) a car in Brazil is to get to a remote **praia** (prah-ee-ah) (*beach*), where buses don't go very often. Otherwise, you're more of a robbery target if you have a car.

Plus, the high number of car **acidentes** (ahk-see-den-chees) (*accidents*) in Brazil makes **o transporte público** (ooh tran-spoh-chee poob-lee-koh) (*public transportation*) a better option than driving a car. Brazilian drivers can get aggressive, and drunk-driving and cellphone-banning laws aren't as stringent in Brazil as they can be in the U.S. and other countries.

Talking About Coming and Going

When talking about transportation, timeliness is a fundamental issue. The main terms to know are **cedo** (seh-doo) (*early*) and **atrasado** (ah-trah-zah-doo) (*late*). **O atraso** (ooh ah-trah-zoo) refers to *the delay*.

Here are some sentences that include these terms:

O avião está atrasado. (ooh ah-vee-ah-ooh eh-stah ah-trah-zah-doo.) (*The plane is late.*)

O ônibus está atrasado? (ooh oh-nee-boos eh-stah ah-trah-zah-doo?) (*Is the bus late?*)

O metrô de São Paulo é muito pontual. (ooh meh-troh jee sah-ooh pah-ooh-loh eh moh-ee-toh pon-too-ah-ooh.) (*The São Paulo subway system is* www.Ebook777.com)

O atraso vai ser de uma hora. (ooh ah-*trah*-zoo vah-ee seh jee ooh-mah oh-rah.) (*The delay will be an hour.*)

In this section, I tell you how to use the verbs most associated with travel: *arriving*, *leaving*, and *waiting*.

Announcing an arrival

Chegar (sheh-gah) (*arriving/to arrive*) someplace is what you're ultimately trying to do when you enter an **avião** (ah-vee-ah-ooh) (*plane*), an **ônibus** (oh-nee-boos) (*bus*), or a **táxi** (talk-see) (*taxi*).

Chegar na hora certa (sheh-gah nah oh-rah seh-tah) means *to arrive on time*, and **chegar a tempo** (sheh-gah ah tem-poo) means *to arrive in time*. **Pontual** (pon-too-ah-ooh) means *punctual*.

Here are the basic conjugations.

<i>Conjugation</i>	<i>Pronunciation</i>
eu chego	eh-ooh sheh-goh
você chega	voh-seh sheh-gah
ele/ela chega	eh-lee/eh-lah sheh-gah
nós chegamos	nohz sheh-gah-mooz
eles/elas chegam	eh-leez/eh-lahz sheh-gah-ooh
vocês chegam	voh-sehz sheh-gah-ooh

The past tense of **chegar** looks like this (see [Chapter 6](#) for more on forming the past tense).

<i>Conjugation</i>	<i>Pronunciation</i>
eu cheguei	eh-ooh sheh-gay
você chegou	voh-seh sheh-goh
ele/ela chegou	eh-lee/eh-lah sheh-goh

nós chegamos Free ebooks ==> www.Ebook777.com nohz sheh-gah-mooz

eles/elas chegaram eh-leez/eh-lahz sheh-gah-rah-oong

vocês chegaram voh-sehz sheh-gah-rah-oong

Here are some sentences that include the different tenses of **chegar**:

É sempre melhor chegar cedo. (eh sem-pree mel-yoh sheh-gah seh-doo.) (*It's always better to arrive early.*)

Acha que vamos poder chegar a tempo? (ah-shah kee vah-mooz poh-deh sheh-gah ah tem-poh?) (*Do you think we'll be able to arrive in time?*)

Vou chegar logo. (voh sheh-gah loh-goo.) (*I'm going to arrive soon.*)

Quase não chegamos a tempo. (kwah-zee nah-oooh sheh-gah-mohz ah tem-poh.) (*We almost didn't arrive in time.*)



Chega! (sheh-gah!) is a popular and useful expression that means *Stop it! Enough!* **Cheguei!** (sheh-gay!) is what you say when you arrive someplace — *I'm here!*

Talking about leaving

Sair (sah-ee) (*to leave*) is a verb Brazilians use to talk about leaving. **Sair** also means *to go out*, as in *to go out and party*.



Sair doesn't have that easy **-ar** ending that makes some verbs such a breeze to conjugate. Plus, it's a very short word so you have to conjugate based just on the root **sa**. But the normal rules apply to this conjugation (see [Chapter 2](#) for conjugation rules).

Conjugation**Pronunciation**

eu saio	<i>eh-oooh sah-ee-oh</i>
você sai	<i>voh-seh sah-ee</i>
ele/ela sai	<i>eh-lee/eh-lah sah-ee</i>
nós saímos	<i>nohz sah-ee-mooz</i>
eles/elas saem	<i>eh-leez/eh-lahz sah-ang</i>
vocês saem	<i>voh-sehz sah-ang</i>

And this is the past tense (find details on the past tense in [Chapter 6](#)).

Conjugation**Pronunciation**

eu saí	<i>eh-oooh sah-ee</i>
você saiu	<i>voh-seh sah-ee-oooh</i>
ele/ela saiu	<i>eh-lee/eh-lah sah-ee-oooh</i>
nós saímos	<i>nohz sah-ee-mooz</i>
eles/elas saíram	<i>eh-leez/eh-lahz sah-ee-rah-oooh</i>
vocês saíram	<i>voh-sehz sah-ee-rah-oooh</i>

Here are some handy phrases that include **sair**:

Ela já saiu. (*eh-lah zhah sah-ee-oooh.*) (*She already left.*)

O ônibus saí às onze e quarenta. (*oooh oh-nee-boos sah-ee ahz ohn-zee ee kwah-ren-tah.*) (*The bus leaves at 11:40.*)

A que horas saí o avião para Londres? (*ah kee oh-rahz sah-ee oooh ah-vee-ah-oooh pah-rah lonh-dreez?*) (*What time does the plane leave for London?*)

Discussing the wait

Unfortunately, waiting is usually a big part of traveling. But don't think of waiting at a Brazilian **rodoviária** (*hoh-doh-vee-ah-ree-ah*)

(central bus station) or **aeroporto** (ah-eh-roh-poh-too) (*airport*) as a pain. Instead, pick up a local **revista** (heh-vee-stah) (*magazine*) and soak up Brazilian culture, or observe and listen to the people around you!

First things first though: Conjugate **esperar** (eh-speh-rah) (*to wait/to wait for*) so you know how to talk about the stuff you hear and see while waiting around.

Conjugation	Pronunciation
eu espero	eh-oooh eh-speh-roo
você espera	voh-seh eh-speh-rah
ele/ela espera	eh-lee/eh-lah eh-speh-rah
nós esperamos	nohz eh-speh-rah-mooz
eles/elas esperam	eh-leez/eh-lahz eh-speh-rah-rah-oooh
vocês esperam	voh-sehz eh-speh-rah-rah-oooh

And here's the past tense (see [Chapter 6](#) for more on talking about the past).

Conjugation	Pronunciation
eu esperei	eh-oooh eh-speh-ray
você esperou	voh-seh eh-speh-roh
ele/ela esperou	eh-lee/eh-lah eh-speh-roh
nós esperamos	nohz eh-speh-rah-mooz
eles/elas esperaram	eh-leez/eh-lahz eh-speh-rah-rah-oooh
vocês esperaram	voh-sehz eh-speh-rah-rah-oooh

Here are some example sentences:

Eu esperei duas horas. (eh-oooh eh-speh-ray doo-ahz oh-rahz.) (*I waited two hours.*)

Espera aqui, por favor. (eh-speh-ree ah-kee, poh fah-voh.) (*Wait here, please.*)

Onde se espera para o ônibus número 78? (ohn-jee see es-peh-rah pah-rah ooh oh-nee-boos noo-meh-roh seh-ten-tah ee oh-ee-toh?) (*Where do people wait for bus number 78?*)

Navigating Cityscapes

Some Brazilian cities are easier to figure out than others. **São Paulo** (sah-oooh pah-oooh-loh), for example, is very confusing, even for longtime residents. It's huge, yet it has a limited subway network that only covers about 10 percent of the city, making a car or taxi essential to getting around there. Brazil's largest city also doesn't have much of a real **centro da cidade** (sen-troh dah see-dah-jee) (*city center*) like other big cities in the world, so that makes orientation even more difficult.

■

Discovering São Paulo

A great place to start your journey to explore São Paulo is **Avenida Paulista** (ah-veh-nee-dah pah-oooh-lees-tah) (*Paulista Avenue*), the most famous and busiest street in this giant city. Known mainly for the number of banks, **Avenida Paulista** also has at least four shopping centers with multiscreen cinema complexes, two music and arts centers, one of South America's most famous modern art museums (MASP), two of the city's largest hospitals, and at least five of the city's five-star hotels — all in a two-mile stretch.

■

Rio (hee-oooh) and **Brasília** (brah-zee-lee-ah), the capital of Brazil, are **fáceis** (fah-say-ees) (*easy*) and **divertidas** (jee-veh-chee-dahs) (*fun*) to

Free ebooks ==> www.Ebook777.com
figure out. They're relatively small cities, especially compared with São Paulo, and have just a few areas of major interest.

The two main touristic **regiões da cidade** (heh-zhee-oh-eez dah see-dah-jee) (*areas of the city*) in Rio to visit are a **zona sul** (ah soh-nah soo) (*the southern zone*), where the famous beaches **Copacabana** (koh-pah-kah-bah-nah) and **Ipanema** (ee-pah-neh-mah) are, and the **centro histórico** (sen-troh ee-stoh-ree-koh) (*historic center*), where you can find the **museus** (moo-zay-ooz) (*museums*) and **galerias de arte** (gah-leh-ree-ahz jee ah-chee) (*art galleries*).

Brasília is a very new **cidade** (see-dah-jee) (*city*). It was founded in 1960 and designed by Brazil's most famous architect, Oscar Niemeyer. The city is very well organized in large city **quarteirões** (kwah-tay-roy-eez) (*blocks*).

Here are some helpful terms for checking out a city:

- ✓ **beira-mar** (bay-rah-mah) (*shoreline/seafront*)
- ✓ **centro comercial** (sen-troh koh-meh-see-ah-oo) (*shopping center*)
- ✓ **igreja** (ee-greh-zhah) (*church*)
- ✓ **jardim** (zhah-jing) (*garden*)
- ✓ **mar** (mah) (*ocean*)
- ✓ **morro** (moh-hoo) (*hill*)
- ✓ **parque** (pah-kee) (*park*)
- ✓ **ponte** (pohn-chee) (*bridge*)
- ✓ **praça** (prah-sah) (*plaza*)
- ✓ **rio** (hee-oo) (*river*)
- ✓ **rua** (hoo-ah) (*street*)

Talking about distance

One question you may want to ask before hearing a complicated set of directions is **Fica longe?** (*fee-kah lohn-zhee?*) (*Is it far?*). Here are some handy words you can use for estimating distances:

- ✓ **longe** (*lohn-zhee*) (*far*)
- ✓ **perto** (*peh-too*) (*close*)
- ✓ **muito longe** (*moh-ee-toh lohn-zhee*) (*really far*)
- ✓ **muito perto** (*moh-ee-toh peh-too*) (*really close*)
- ✓ **pertinho** (*peh-cheen-yoh*) (slang for *really close*)

Talkin' the Talk



Taís (*tah-eez*) is deciding how to spend her afternoon in **Vitória** (*vee-toh-ree-ah*), the capital of **Espírito Santo** (*eh-spee-ree-toh sahn-too*) state. Should she go to the shopping mall or beach or both? She asks the hotel concierge how far away each place is from the hotel. (Track 28)

Taís:

Por favor, qual fica mais perto, o shopping ou a praia?

poh fah-voh, kwah-oooh fee-kah mah-eez peh-too, ooh shoh-ping ooh ah prah-ee-ah?

Excuse me, which is closer, the shopping mall or the beach?

Concierge:

A praia é bem mais perto. Fica aqui do lado.

ah prah-ee-ah eh bang mah-eez peh-too. fee-kah ah-kee doo lah-doo.

The beach is much closer. It's just on the other side of here.

Taís:

E o shopping? Como se chega?

ee ooh shoh-ping? koh-moh see sheh-gah?

And the mall? How do you get there?

Concierge:

Olha, tem que pegar dois ônibus, ou pode ir de táxi.

Free ebooks at www.Ebook777.com
oh-yah, tang kee peh-gah doh-eez oh-nee-boos, oh poh-jee eeh jee tahk-see.
Look, you have to take two buses, or you can take a taxi.

Taís:

Tudo bem. O shopping parece longe demais para ir hoje.

too-doh bang. ooh shoh-ping pah-reh-see lohn-zhee jee-mah-eez pah-rah eeh oh-zhee.

All right. The mall seems too far away for today.

Concierge:

Melhor relaxar na praia.

mel-yoh heh-lah-shah nah prah-ee-ah.

It's better to relax on the beach.

Words to Know

mais perto	<u>ma</u> h-eez <u>pe</u> h-too	closer
bem mais perto	<u>bang</u> <u>ma</u> h-eez <u>pe</u> h-too	a lot closer
tem que pegar . . .	<u>tang</u> kee <u>pe</u> h-gah . . .	you have to take . . .
pode	<u>poh</u> -jee	you can
ir de táxi	<u>eeh</u> jee <u>tahk</u> -see	go by taxi
parece	<u>pah</u> - <u>reh</u> -see	it seems
longe demais	<u>lohn</u> -zhee jee- <u>ma</u> h-eez	too far
relaxar	heh-lah- <u>shah</u>	to relax

Asking for directions

The word **onde** (*ohn-jee*) (*where*) can be your best friend as you navigate new places in Brazil. *Where is . . .* is expressed in three ways: **Onde é** (*ohn-jee eh*), **Onde fica** (*ohn-jee fee-kah*), and **Onde está** (*ohn-jee eh-stah*).



Onde é is used more for people and general locations, whereas

Onde fica and **Onde está** are used to ask for the precise location of something. If someone asks, **Onde é Macau?** (*ohn-jee ee mah-kah-oo?*) (*Where is Macau?*), she expects to hear an answer like “in Asia” — not the precise latitude and longitude of Macau. But if you ask, **Onde fica aquela loja?** (*ohn-jee fee-kah ah-keh-lah loh-zhah?*) (*Where is that store?*), you expect someone to tell you what street it’s on, the cross street, and maybe the exact address so you can find it.

Generally speaking, **onde fica** is more commonly used than **onde está**.

Try out these phrases that use **onde**:

- ✓ **Para onde. . . ?** (*pah-rah ohn-jee. . . ?*) (*To where. . . ?*)
- ✓ **Onde é. . . ?** (*ohn-jee eh. . . ?*) (*Where is. . . ?*)
- ✓ **Sabe onde fica. . . ?** (*sah-bee ohn-jee fee-kah. . . ?*) (*Do you know where . . . is located?*)
- ✓ **Sabe onde tem. . . ?** (*sah-bee ohn-jee tang. . . ?*) (*Do you know where there’s a. . . ?*)
- ✓ **De onde. . . ?** (*jee ohn-jee. . . ?*) (*From where. . . ?*)

Here are some questions that use **onde**:

Para onde vai esse ônibus? (*pah-rah ohn-jee vah-ee eh-see oh-nee-boos?*) (*Where does this bus go to?*)

Onde é a Rua Pedralbes? (*ohn-jee eh ah hoo-ah peh-drah-oo-bee?*) (*Where is Pedralbes Street?*)

Sabe onde fica o Citibank? (*sah-bee ohn-jee fee-kah ooh see-chee-bahn-kee?*) (*Do you know where the Citibank is located?*)

Sabe onde tem um supermercado? (*sah-bee ohn-jee tang oong soo-peh-meh-kah-doh?*) (*Do you know where there’s a supermarket?*)

Another useful phrase is **Estou procurando . . .** (eh-stoh proh-koo-rah-n-doh . . .) (*I'm looking for . . .*). The phrase uses the verb **procurar** (proh-koo-rah) (*to look/search for*). The verb is related to the old-fashioned word *procure* in English (see [Chapter 6](#)).

Talkin' the Talk



Silvio (see-oooh-vee-oooh) is in Rio and wants to visit the nearby city of Petrópolis (peh-troh-poh-leez) for the weekend. He asks a passerby for directions. (Track 29)

Silvio:

Por favor, sabe onde passa o ônibus número sessenta e dois?

poh fah-voh, sah-bee ohn-jee pah-sah ooh oh-nee-boos noo-meh-roh seh-sen-tah ee doh-eez?

Excuse me, do you know where bus number 62 passes?

Passerby:

Para onde quer ir?

pah-rah ohn-jee keh ee?

Where would you like to go?

Silvio:

Quero ir para Petrópolis.

keh-roo ee pah-rah peh-troh-poh-leez.

I want to go to Petropolis.

Passerby:

Não conheço sessenta e dois, mas o quarenta e três vai para Petrópolis.

nah-oooh kohn-yeh-soo seh-sen-tah ee doh-eez, mah-eez ooh kwah-ren-tah ee trehz vah-ee pah-rah peh-troh-poh-leez.

I don't know the number 62, but the 43 goes to Petropolis.

Silvio:

Sabe onde tem uma parada do quarenta e três?

sah-bee ohn-jee tang ooh-mah pah-rah-dah doo kwah-ren-tah ee trehz?

Do you know where there's a bus stop for the 43?

Passerby:

Tem uma do lado do Pão de Açúcar. Sabe onde é?

tang ooh-mah doo lah-doo doo pah-oooh jee ah-soo-kah. sah-bee ohn-jee eh?

There's one next to the Pão de Açúcar (the name of a supermarket chain). Do you

Silvio:

Não, não sei.

nah-oooh, nah-oooh say.

No, I don't.

Passerby:

(Points to a nearby corner) **Fica naquela esquina. Tá vendo?**

fee-kah nah-keh-lah eh-skee-nah. tah ven-doh?

It's on that corner. Do you see it?

Words to Know

passa	<u>pa</u> h-sah	passes
ônibus	<u>oh</u> -nee-boos	bus
número	<u>noo</u> -meh-roh	number
conheço	kohn- <u>yeh</u> -soo	I know/I'm familiar with
vai	<u>vah</u> -ee	goes
parada	pa <u>h-rah</u> -dah	bus stop
do lado	doo <u>lah</u> -doo	next to
naquela	nah- <u>keh</u> -lah	on that
esquina	eh- <u>skee</u> -nah	street corner
Tá vendo?	tah <u>ven</u> -doh?	Do you see it?

Discussing how to get there

When Brazilians give directions, they use what grammar books call a *command* or *imperative*. It's what people use in English, too. The word *command* sounds authoritarian, but that's what you're asked to do — tell people where to go.



In Portuguese, you can give commands to someone by using the **você** (*voh-seh*) (*you*) form of the verb. Simply use the **-e** ending for **-ar** verbs or the **-a** ending for **-er/-ir** verbs. The verb **ir** (*ee*) (*to go*), however, is irregular; it takes the form **vá** (*vah*) for commands. Just like in English, the subject of the sentence (*you/você*) is implied, so you can start the sentence with the verb: **Cruze a ponte** (*kroo-zee ah pohn-chee*) (*Cross the bridge*).

Here are some words you can use to give directions:

- ✓ **vá** (*vah*) (*go*)
- ✓ **cruze** (*kroo-zee*) (*cross*)
- ✓ **olhe** (*ohl-ye*) (*look*)
- ✓ **pegue** (*peh-gee*) (*take*)
- ✓ **siga** (*see-gah*) (*follow*)
- ✓ **suba** (*soo-bah*) (*go up*)
- ✓ **desça** (*deh-sah*) (*go down*)

Getting directions straight is hard enough in English — let alone in Portuguese! And when spatial directions are thrown in on top of unfamiliar words and phrases, finding your way can be difficult. For instance, someone may explain that you can change your money at a travel agency that's **na frente** (*nah fren-chee*) (*in front of*) a certain large bank, or that the museum you're looking for is **do lado** (*doo lah-doh*) (*next to*) a subway station. [Table 14-1](#) lists some common terms for explaining location.

Table 14-1 Words That Describe Locations

Term	Pronunciation	Translation

na frente	nah fren-chee	in front of
atrás	ah-trah-eez	behind
para a direita	pah-rah ah jee-ray-tah	to the right
para a esquerda	pah-rah ah es-keh-dah	to the left
abaixo	ah-bah-ee-shoh	below/underneath
acima	ah-see-mah	above/on top of
do lado	doo lah-doh	next to
dentro	den-troh	inside
fora	foh-rah	outside

Say these sentences that use directional words and phrases:

Fica na frente dos Correios. (*fee-kah nah fren-chee dooz koh-hay-ohz.*) (*It's in front of the post office.*)

Está atrás da igreja. (*eh-stah ah-trah-eez dah ee-greh-zhah.*) (*It's behind the church.*)

Vá para à direita. (*vah pah-rah ah jee-ray-tah.*) (*Go to the right.*)

Fica à esquerda da loja. (*fee-kah ah es-keh-dah dah loh-zhah.*) (*It's to the left of the store.*)

Pegue a segunda à direita. (*peh-gee ah seh-goona-dah ah jee-ray-tah.*) (*Take the second right.*)

O carro está fora da garagem. (*ooh kah-hoh eh-stah foh-rah dah gah-rah-zhang.*) (*The car's outside of the garage.*)

Straight ahead can be expressed a couple of ways: **direto** (*jee-ray-too*) (Literally: *direct*) or **reto** (*heh-too*) (Literally: *straight*). If you're driving, someone may give you one of these directions:

Pode ir reto. (*poh-jee ee heh-too.*) (*You can go straight.*)

Segue sempre direto. (*seh-gee sem-pree jee-reh-too.*) (*It's straight ahead, all the way; Literally: It's all straight.*)

Siga essa rua direto. (*see-gah eh-stah nah jee-reh-toh.*) (*Follow*

Some of these connector words may come into play as well to communicate when to do something:

- ✓ **quando** (*kwahn-doh*) (*when*)
- ✓ **antes** (*ahn-cheez*) (*before*)
- ✓ **depois** (*deh-poh-eez*) (*after*)
- ✓ **logo** (*loh-goo*) (*as soon as*)
- ✓ **até** (*ah-teh*) (*until*)

Just for fun, here are two complicated sentences that show you how you can use those connector words:

Vá até a praça, e depois pegue a Rua Almirantes. (*vah ah-teh ah prah-sah, ee deh-poh-eez peh-gee ah hoo-ah ah-oooh-mee-rahn-cheez.*) (*Go until you reach the plaza, and then take Almirantes Street.*)

Suba a Faria Lima, e depois pegue a Bandeirantes quando chegar no posto de gasolina. (*soo-bah ah fah-ree-ah lee-mah, ee deh-poh-eez peh-gee ah bahn-day-rahn-cheez kwahn-doh sheh-gah noo poh-stoo jee gah-zoh-lee-nah.*) (*Go up Faria Lima, and then take Bandeirantes when you get to the gas station.*)

Over here, over there

Take a look at how you can say *here*, *there*, and *over there*. These words work in so many settings — when you're asking for directions, browsing in a shop, or pointing out a person on the street. These terms help you distinguish the physical position of the item or person in relation to your location.

- ✓ **aqui** (*ah-kee*) (*here*)

✓ **ali** (ah-lee) (*there*)

✓ **lá** (lah) (*over there*)



In general, **lá** is reserved for places that are a few minutes' walk away or more. If you're talking about an office that's upstairs, use **ali**. If you're talking about your car parked on the other side of town, use **lá**. Also use **lá** to talk about stuff happening really far away, like in other countries.

Here are some examples:

Estamos aqui. (eh-stah-mohz ah-kee.) (*We're here.*)

Está ali, na mesa. (eh-stah ah-lee, nah meh-zah.) (*It's there, on the table.*)

Lá nos Estados Unidos, se come muita comida-rápida. (lah nohz eh-stah-dohz ooh-nee-dooz, see koh-mee moh-ee-tah koh-mee-dah hah-pee-dah.) (*Over there in the United States, they eat a lot of fast food.*)

Vá lá. (vah lah.) (*Go over there.*)



If you're in a taxi and you realize you've reached your destination — perhaps a bit earlier than you previously explained to the driver — say *Let me off right here* with **Aqui-ó!** (ah-kee-ah!) (*Right here!*) to sound like a native Brazilian.

The one time you won't use **aqui** when you mean *here* is with the expression *Come here*, where **cá** replaces **aqui**: **Vem cá!** (vang kah!) (*Come here!*).



Fun & Games



You've decided to do a heptathlon (you know, like a triathlon, except with seven types of activities) in Brazil. Okay, you'll just be sitting and enjoying the ride in most cases — not exerting your physical strength — but it'll be a challenge nonetheless.

Match the drawing of each of the modes of transportation you plan to use to its Portuguese equivalent.

A.



metrô

B.



ônibus

C.



barco

D.



bicicleta

E.



avião

F.



jangada

G.



a pé

Flip to [Appendix D](#) to check your answers.



Chapter 15

Going to Sporting Events

In This Chapter

- ▶ Purchasing a ticket to a game
- ▶ Locating your seat, getting a snack, and cheering during a game
- ▶ Scoring an autograph
- ▶ Chatting about sports
- ▶ Talking about searching or looking for something

Brazil has definitely proven that it has international sporting chops; it's hosting the 2014 **Copa do Mundo** (*koh-pah doh moon-doh*) (*World Cup*) and the 2016 **Jogos Olímpicos de Verão** (*zhoh-gooz oh-leem-pee-kohs jee veh-rah-oooh*) (*Summer Olympic Games*).

Whether you plan to attend one of these or a different high-profile event in Brazil, or you just want to watch a classic **jogo de futebol** (*zhoh-goo jee foo-chee-bah-oooh*) (*soccer game*) while visiting the country or hanging with your Brazilian friend at a bar in your neighborhood, this chapter offers some tips for talking about the games in Portuguese.

If you happen to be a **torcedor de futebol** (*toh-seh-doh jee foo-chee-bah-oooh*) (*soccer fan*), definitely try to see one of Brazil's famous soccer teams play in a live match. Try getting tickets to see **Corinthians** (*koh-reen-chee-unz*) in **São Paulo** (*sah-oooh pah-oooh-loh*) or **Flamengo** (*flah-mang-goh*) in **Rio** (*hee-oooh*). You'll make friends fast if you wear a home-team **camisa** (*kah-mee-zah*) (*sports jersey*).



In Brazil it's illegal to consume **cerveja** (*seh-veh-zhah*) (*beer*) or any other type of **álcool** (*ah-oooh-kohl*) (*alcohol*) at major stadiums, which makes the atmosphere a bit safer than it is in major sporting venues that allow it. Still, don't be surprised to see police with guns at a Brazilian **estádio** (*es-tah-jee-oh*) (*stadium*). They're there to keep the peace among passionate fans.

Buying Tickets

If you want to **comprar** (*kohm-prah*) (*buy*) an **ingresso** (*eeng-greh-soh*) (*ticket*) to a **jogo** (*zhoh-goo*) (*game*), you no longer need to physically go to the **bilheteria** (*beel-yeh-teh-ree-ah*) (*ticket office*) at the **estádio** (*es-tah-jee-oh*) (*stadium*) to get the goods; you can do it online. But if the site doesn't offer an English translation and you don't feel comfortable enough with your level of Portuguese to close the deal, then **fazer fila** (*fah-zeh fee-lah*) (*waiting in line*) at the **bilheteria** is still an option.

You may need to use these words when buying an **ingresso**:

- ✓ **data** (*dah-tah*) (*date*)
- ✓ **hora** (*oh-rah*) (*time*)
- ✓ **local do jogo** (*loh-kah-oooh doo zhoh-goo*) (*location of match*)
- ✓ **quantidade de ingressos** (*kwan-tee-dah-jee jee een-greh-sooz*) (*quantity of tickets*)
- ✓ **preço** (*preh-soo*) (*price*)
- ✓ **número de cadeira** (*noo-meh-roh jee kah-day-rah*) (*seat number*)

✓ **camarote** (kah-mah-roh-chee) (*box seat*)

✓ **portão** (pohr-tah-oooh) (*entrance gate; Literally: big door*)

Porta means *door*; add the **-ão** ending to indicate *big* for any object or thing.

The *main entrance* to any **estádio** is known as the **portão principal** (pohr-tah-oooh preen-see-pah-oooh) (Literally: *principal big door*).

Talkin' the Talk



Hélio (*eh-lee-oh*) and **José** (*zhoh-zeh*) are standing in line outside the famous **Maracanã** (*mah-rah-kah-nah*) stadium in Rio to get tickets to see the Flamengo soccer team play. (Track 30)

Hélio:

Qual dia queremos?

kwah-oooh jee-ah keh-reh-mooz?

Which day do we want?

José:

23 de janeiro, é um sábado?

veen-chee trehs jee zhah-nay-roh, eh oong sah-bah-doh?

January 23, is that a Saturday?

Hélio:

Sim, é. Tá bom.

sing, eh. tah boh-oong.

Yes, it is. Good.

José:

Compramos os ingressos mais baratos?

kohm-prah-mooz oohz eeng-greh-sooz mah-eez bah-rah-too?

Should we buy the cheapest tickets?

Hélio:

Com certeza.

koh-oong seh-teh-zah.

Of course.

José:

Nós não somos gente de camarote, infelizmente. www.Ebook777.com

nohz nah-oooh soh-mooz zhang-chee jee kah-mah-roh-chee, een-feh-leez-men-chee.

We're not box-seat folks, unfortunately.

Hélio:

Mas qualquer cadeira é melhor que assistir pela tevê!

mah-eez kwah-oooh-keh kah-day-rah eh mel-yoh kee ah-sees-chee peh-lah teh-veh!

But any seat is better than watching on TV!

Words to Know

qual	<u>kwah</u> -oooh	which
tá bom	tah <u>boh</u> -oong	okay
baratos	bah- <u>rah</u> -tooz	cheap (plural)
com certeza	<u>koh</u> -oong seh- <u>teh</u> -zah	of course
gente	<u>zhang</u> -chee	people
infelizmente	een-feh-leez- <u>men</u> -chee	unfortunately
mas	<u>mah</u> -eez	but
qualquer	kwah-oooh- <u>keh</u>	any
melhor	mel- <u>yoh</u>	better

Finding Your Seat

In the days before Brazil secured its place as host for the World Cup and Summer Olympics, Brazilian stadiums could be an uncomfortable experience. Fans in the nosebleed sections sat on concrete steps.

Closer to the field were actual **cadeiras** (kay-day-rahs) (*seats*), but

www.Ebook777.com

Free ebooks ==> www.Ebook777.com

those tickets were more expensive than those to sit higher up. And the priciest tickets were, and still are, for **camarotes** (kah-mah-roh-cheez) (*box seats*).

Now, after renovations, all tickets are for **cadeiras numeradas** (kah-day-rahs noo-meh-rah-dahs) (*numbered seats*), which makes it easier to figure out where to sit.



As in most sporting and entertainment venues, the easy way to quickly find your spot is to show an attendant your **ingresso** (een-greh-soo) (*ticket*) and ask, **Por favor, onde fica a minha cadeira?** (poh fah-voh, ohn-jee fee-kah ah meen-yah kah-day-rah?) (*Where is my seat, please?*). Flip to [Chapter 14](#) to find the Portuguese words for directions.

For now, these are some words you may hear from the attendant as he motions with his arm:

- ✓ **aqui** (ah-kee) (*here*)
- ✓ **ali** (ah-lee) (*there*)
- ✓ **lá** (lah) (*over there, farther away*)

Try to look at a **mapa** (mah-pah) (*map*) of the **estádio** (es-tah-jee-oh) (*stadium*) before heading inside. That way, you can at least see which numbered or lettered **portão** (pohr-tah-oooh) (*gate*) you should enter from the outside to get close to your **cadeira**.

Ordering Brazilian Concessions

You won't find any **cerveja** (seh-veh-zah) (*beer*) or **álcool** (ah-oooh-
www.Ebook777.com

Free ebooks ==> www.Ebook777.com
kohl) (*alcohol*) inside a Brazilian stadium. (Although, as of press time, FIFA, the organization that runs the World Cup, was trying to convince Brazil to allow alcohol during the 2014 World Cup.)

But getting **comida** (koh-*mee*-dah) (*food*) is **fácil** (fah-see-oooh) (*easy*)! Here are some items you're likely to find for sale inside a Brazilian **estádio** (es-tah-jee-oh) (*stadium*) at a **quiosque** (kee-ah-skee) (*concession stand*):

- ✓ **amendoim** (ah-men-doh-eem) (*peanuts*)
- ✓ **cachorro quente** (kah-sho-hoh kang-chee) (*hot dog*)
- ✓ **coxinha** (koh-sheen-yah), a fried ball of flour dough filled with shredded chicken or ground beef
- ✓ **espetinho de carne** (es-peh-cheen-yoh jee kah-nee) (*beef shish kabob*)
- ✓ **milho cozido** (meel-yoh koh-zee-doo) (*a boiled corn cob*)
- ✓ **pipoca** (pee-poh-kah) (*popcorn*)
- ✓ **prato feito** (prah-toh fay-toh), complete meals that typically include rice, beans, meat, and salad
- ✓ **sanduíches** (sahn-dwee-sheez) (*sandwiches*)
- ✓ **sorvete** (soh-veh-chee) (*ice cream*)

This word sounds a little like *sorbet*.

When ordering, figure out how many items you want. Is **um/uma** (oong/oooh-mah) (*one* — masculine/feminine) enough? Or do you need **dois/duas** (doh-eez/doo-ahz) (*two* — masculine/feminine) or **três** (trehs) (*three* — no gender here)? (For the skinny on numbers, see [Chapter 4.](#))

Check out these examples:

✓ **uma coxinha** (*ooh-mah koh-sheen-yah*) (*one coxinha*)

✓ **dois sanduíches** (*doh-eez sahn-dwee-sheez*) (*two sandwiches*)

✓ **três pipocas** (*trehs pee-poh-kuz*) (*three popcorns*)



Use this formula to order: **Eu quero** (*eh-oooh keh-roo*) (*I want*) plus the quantity plus the name of what you want plus **por favor** (*poh fah-voh*) (*please*).

Practice these example orders:

Eu quero um sorvete, por favor. (*eh-oooh keh-roo oong soh-veh-chee, poh fah-voh.*) (*I want one ice cream, please.*)

Eu quero dois cachorros quentes, por favor. (*eh-oooh keh-roo doh-eez kah-shoh-hooz kang-cheez, poh fah-voh.*) (*I want two hot dogs, please.*)

To sound extra polite, you can try it this way instead: **Eu gostaria** (*eh-oooh goh-stah-ree-ah*) (*I'd like*) plus the quantity plus the name of what you want plus **por gentileza** (*poh zhang-chee-lay-zah*) (*if you would be so kind*).

Depending on the situation — ordering at a restaurant, buying a drink at a bar, getting tickets for an event, or another scenario — pick the most appropriate formula to place your order.

Making Sense of Yelling Fans



Brazilian **torcedores** (toh-seh-doh-reez) (*fans*) are a spirited bunch! Get ready for a **barulhento** (bah-rool-yen-too) (*noisy*) crowd who let loose their **paixão** (pah-eeh-shah-oooh) (*passion*) in the stands. And again, no **cerveja** (seh-veh-jah) (*beer*) or **álcool** (ah-oooh-kohl) (*alcohol*) is permitted, so **violência** (vee-oooh-len-see-ah) (*violence*) usually isn't an issue at Brazilian sporting events. But good clean **rivalidade** (hee-vahl-ee-dah-jee) (*rivalry*) is allowed, of course, and often on full display!

Here are the most common **gritos** (gree-too-z) (*shouts*) from people in the stands during a Brazilian sporting event:

- ✓ **Vai, vai, vai!** (vah-ee, vah-ee, vah-ee!) (*Go, go, go!*)
- ✓ **Gooooool!** (goooooohl!) (*Goal!* [for soccer only])

The latter is accompanied by either a comical expression of delight or disgust, depending on how the **time** (chee-mee) (*team*) of the **torcedor** (toh-seh-doh) (*fan*) is doing.

Some vulgar expressions circulate in the stands, too, but I don't teach those here.

■

Cheering for Corinthians

Here's the cheer for Corinthians, São Paulo's most popular soccer team:

Aqui tem um bando de louco (ah-kee tang oong bahn-doh jee loh-koo) (*Here is a group of crazy people*)

Louco por ti, Corinthians (loh-koo poh chee, koh-reen-chee-unz) (*Crazy for you, Corinthians*)

Aqueles que acham que é pouco (ah-keh-leez kee ah-shah-oooh kee eh poh-koo) (*Some who think it's not enough*)

Eu vivo por ti Corinthians (eh-oooh yee-yoh poh chee koh-reen-chee-unz) (*I live for*

you Corinthians)

Eu canto até ficar rouço (eh-oooh *kahn-toh ah-teh fee-kah hoh-soo*) (*I sing until I'm hoarse*)

Eu canto para te empurrar (eh-oooh *kahn-toh pah-rah chee em-poo-hah*) (*I sing to push you*)

Vamos, vamos, meu timão (*vah-mooz, vah-mooz, meh-oooh chee-mah-oooh*) (*Let's go, let's go, my great team*)

Vamos meu timão (*vah-mooz meh-oooh chee-mah-oooh*) (*Let's go, my great team*)

Não pára de lutar (*nah-oooh pah-rah jee loo-tah*) (*Don't stop fighting*)

If you're interested in hearing what this cheer sounds like or to hear the cheer for Rio's top team, Flamengo, go to YouTube and enter the name of the team and "**canto de torcida**" (*kahn-toh jee toh-see-dah*) (*fans' chant*).

■

At Brazilian soccer matches, people wave lots of colorful **bandeiras** (*ban-day-rahs*) (*flags*) and sing cheers. Each **torcida** (*toh-see-dah*) (*group of fans for a particular team*) has its own cheer. See the nearby sidebar "[Cheering for Corinthians](#)" to learn the **São Paulo** (*sah-oooh pah-oooh-loh*) team cheer.

Watching Brazil's Summer Olympics in 2016

Brazil is hosting the **Jogos Olímpíadas de Verão** (*zhoh-gooz oh-leem-pee-ah-dahz jee veh-rah-oooh*) (*Summer Olympic Games*) in 2016. The country is flush with business capital that has helped it build state-of-the-art **estádios** (*es-tah-jee-ooz*) (*stadiums*) and pay for all the complex planning involved in the **evento histórico** (*eh-ven-toh ees-toh-ree-koo*) (*historic event*).

Plus, Brazil's **ceremônia de abertura** (ser-eh-moh-nee-ah-jee ah-behr-too-rah) (*opening ceremony*) is likely to be sensational given the nation's rich musical and party-throwing traditions. After all, some people consider Brazil's annual Carnival events to be the best **festas** (fes-tahs) (*parties*) in the world (see [Chapter 16](#)). Brazilians certainly know how to have fun!

Whether you plan on actually seeing the **Olimpíadas** in person or just plan to watch the games from your **sofá** (soh-fah) (*sofa*), you may want to know the names of the different **esportes** (es-poh-cheez) (*sports*) in Portuguese.

Here's a look at some popular Summer Olympics sports:

- ✔ **atletismo** (aht-leh-chees-moh) (*track and field*)
- ✔ **ciclismo** (see-klees-moh) (*biking*)
- ✔ **futebol** (fooh-chee-bah-oooh) (*soccer*)
- ✔ **ginástica** (zheen-ah-schee-kah) (*gymnastics*)
- ✔ **natação** (nah-tah-sah-oooh) (*swimming*)
- ✔ **remo** (heh-moh) (*rowing*)
- ✔ **saltos ornamentais** (sah-oooh-tohs or-nah-men-tah-ees) (*diving*; Literally: *ornamental dives*)
- ✔ **tênis** (teh-nees) (*tennis*)
- ✔ **voleibol** (voh-lay-bohl) (*volleyball*)

And here's how to say the names of the medals:

- ✔ **medalha de ouro** (meh-dahl-yah jee oh-oo-roh) (*gold medal*)
- ✔ **medalha de prata** (meh-dahl-yah jee prah-tah) (*silver medal*)
- ✔ **medalha de bronze** (meh-dahl-yah jee bron-see) (*bronze medal*)



Watch out for Brazilian athletes in the following sports where locals have done well in past Olympics: **voleibol**, **saltos ornamentais**, **atletismo**, and **futebol** as well as **vela** (*veh-lah*) (*sailing*) and **judô** (*zhoo-doh*) (*judo*). To date, no Brazilian has ever won a Winter Olympics medal — perhaps not surprisingly given the country's temperate climate in most regions year-round.

The 2016 **jogos** in Brazil will be centered in **Rio de Janeiro** (*hee-oooh dee zhah-nay-roh*). The **Vila Olímpica** (*vee-lah oh-leem-pee-kah*) (*Olympic Village*) is set to be headquartered in the upscale neighborhood of **Barra da Tijuca** (*bah-hah dah tee-zhoo-kah*), where **atletas** (*aht-let-ahs*) (*athletes*) will **treinar** (*treh-nah*) (train).

A big question is whether Brazil can pull off a **seguro** (*seh-goo-roh*) (*safe*) Olympics. Criminal gangs that thrive in the city's poor **favelas** (*fah-veh-lahs*) (*shantytowns*) operate on hillsides very close to the planned festivities and have a history of clashing with the **polícia** (*poh-lee-see-ah*) (*police*) and robbing **turistas** (*too-rees-tahs*) (*tourists*).

The **governo federal** (*goh-veh-noo feh-deh-rah-oooh*) (*federal government*) plans to bolster the number of **policiais** (*poh-lees-ee-ah-eez*) (*police officers*) in the area during the Olympics. And the Brazilian **governo** plans to hire people or accept **voluntários** (*voh-loon-tah-ree-ooohs*) (*volunteers*) to help keep the **paz** (*pahs*) (*peace*) and **traduzir** (*trah-doo-zeeh*) (*translate*) issues to **turistas**, especially those who speak **inglês** (*eeng-lehs*) (*English*) and **espanhol** (*es-pahn-yoh-oooh*) (*Spanish*).

Asking for an Autograph

To ask for an **autógrafo** (ah-oooh-toh-grah-foh) (*autograph*) of a Brazilian athlete or celebrity during the World Cup, Olympics, or other special event, say, **Você me daria seu autógrafo, por favor?** (voh-seh mee dah-ree-ah seh-oooh ah-oooh-toh-grah-foh, poh fah-voh?) (*Can I have your autograph, please?*).

Here are some things you may want to hand an athlete for signing:

- ✓ **caneta** (kah-neh-tah) (*pen*)
- ✓ **papel** (pah-peh-oooh) (*paper*)
- ✓ **camisa** (kah-mee-zah) (*shirt*)
- ✓ **foto** (foh-toh) (*photo*)

After you get the ink, don't forget to give the athlete a hearty **obrigado!** (ohb-ree-gah-doo!) (*thank you!*) if you're a man or **obrigada!** (ohb-ree-gah-dah!) (*thank you!*) if you're a woman!

Talking about Sports

When you're talking about **esportes** (es-poh-cheez) (*sports*), you probably need to use the verbs **jogar** (zhoh-gah) (*to play sports*), **praticar** (prah-chee-kah) (*to practice*), and **preferir** (preh-feh-reeh) (*to prefer*). Lucky for you, this is exactly where you can find out how to use these sport-talk verbs.

Using the verb jogar, to play

Jogo (zhoh-goo) means *game* or *match* in Portuguese. Similarly, the

verb **jogar** means *to play*, as in *to play sports*.

Take a look at the present tense conjugations for **jogar**.

<i>Conjugation</i>	<i>Pronunciation</i>
eu jogo	eh-oooh zhoh-goo
você joga	voh-seh zhoh-gah
ele/ela joga	eh-lee/eh-lah zhoh-gah
nós jogamos	nohz zhoh-gah-mooz
eles/elas jogam	eh-leez/eh-lahz zhoh-gah-oooh
vocês jogam	voh-sehz zhoh-gah-oooh

Here are some sentences that include **jogar**:

Eu jogo futebol. (eh-oooh zhoh-goo foo-chee-bah-oooh.) (*I play football.*)

Você sabe jogar vôleibol? (voh-seh sah-bee zhoh-gah voh-lay-bohl?) (*Do you know how to play volleyball?*)

O time joga basquete muito bem! (oooh chee-mee zhoh-gah bah-skeh-chee moh-ee-toh bang!) (*The team plays basketball very well!*)



If you want to talk about *playing* as in *having fun*, then use the verb **brincar** (bring-kah):

✓ **As crianças brincam.** (ahz kree-ahn-sahz bring-kah-oooh.) (*The children play.*)

✓ **Eu só estou brincando.** (eu-oooh soh es-toh bring-kahn-doh.) (*I'm just joking.*)

Playing an instrument is expressed with the verb **tocar**. (Read more

about how to use **tocar** and see plenty of examples in [Chapter 9.](#))

Considering practice

Before any **jogo**, you can bet a **time** (*chee-mee*) (*team*), especially a pro team, has done a lot of practicing. **Praticar** sounds like *practice* in English, and it's an **-ar** verb, so this one is pretty simple. (Find more about verb conjugation in [Chapter 2](#)).



You can use **praticar** to talk about practicing anything; **praticar** also means to *do* a sport.

Here are the present tense conjugations for **praticar**.

<i>Conjugation</i>	<i>Pronunciation</i>
eu pratico	eh-oooh prah- <i>chee</i> -koo
você pratica	voh- <i>seh</i> prah- <i>chee</i> -kah
ele/ela pratica	eh-lee/eh-lah prah- <i>chee</i> -kah
nós praticamos	nohz prah- <i>chee</i> -kah-mooz
eles/elas praticam	eh-leez/eh-lahz prah- <i>chee</i> -kah-oooh
vocês praticam	voh-sehz prah- <i>chee</i> -kah-oooh

Here are some sample sentences using **praticar**:

O time pratica pouco. (oooh *chee-mee* prah-*chee*-kah poh-oooh-koh.) (*The team doesn't practice a lot; Literally: The team practices little.*)

Eu pratico capoeira. (eh-oooh prah-*chee*-koo kah-poh-ey-rah.) (*I do capoeira* — a Brazilian martial arts form.)

Você pratica violão muito? (voh-*seh* prah-*chee*-kah vee-oh-lah-oooh moh-ee-toh?) (*Do you practice the guitar a lot?*)

Free ebooks ==> www.Ebook777.com
Elas praticam futebol todos os dias. (*eh-lahs prah-chee-kah-oooh foo-chee-bah-oooh toh-dooz ooz jee-ahz.*) (*They practice soccer every day.*)

Expressing preferences

Preferir (*preh-feh-reeh*) (*to prefer*) is a versatile verb you can use to talk about all the different sports featured during **as Olimpíadas** (*ahz oh-leem-pee-ah-dahz*) (*the Olympics*) and your preferences for all kinds of things: foods, movies, vacation spots, tomorrow's plans, and so on.

Vamos lá (*vah-mooz lah*) (*let's start*) by seeing how to conjugate **preferir**. It's an **-ir** verb (more on these in [Chapter 2](#)), so the endings are a little different from **jogar** and **praticar**.

<i>Conjugation</i>	<i>Pronunciation</i>
eu prefiro	<i>eh-oooh preh-fee-roh</i>
você prefere	<i>voh-seh preh-feh-ree</i>
ele/ela prefere	<i>eh-lee/eh-lah preh-feh-ree</i>
nós preferimos	<i>nohz preh-feh-ree-mooz</i>
eles/elas preferem	<i>eh-leez/eh-lahz preh-feh-rang</i>
vocês preferem	<i>voh-sehz preh-feh-rang</i>

Practice using **preferir** with these sample sentences:

Qual você prefere: correr ou caminhar? (*kwah-oooh voh-seh preh-feh-ree: koh-heh oh kah-meen-yah?*) (*Which do you prefer: running or walking?*)

Eu prefiro assistir jogos de futebol locais. (*eh-oooh preh-fee-roh ah-sees-chee zhoh-gooz jee foo-chee-bah-oooh loh-kah-eez.*) (*I prefer to watch local soccer games.*)

Eles preferem viajar durante o inverno. (*eh-leez preh-feh-rang*

Free ebooks => www.Ebook777.com
vee-ah-zhah doo-rahnn-chee ooh een-veh-noo.) (They prefer to travel during the winter.)

Você prefere as loiras? (voh-seh preh-feh-ree ahz loy-rahs?) (You prefer blondes?)

Winning and losing

To talk about who's winning and losing a sports game or any other kind of **competição** (kohm-peh-chee-sah-oooh) (*competition*), use the verbs **ganhar** (gahn-yah) (*to win*) and **perder** (pehr-dehr) (*to lose*).

These sample sentences include **ganhar** and **perder**:

Quem vai ganhar? (kang vah-ee gahn-yah?) (*Who will win?*)

Eu perdi a aposta. (eh-oooh pehr-jee ah ah-poh-stah.) (*I lost the bet.*)

O meu time ganhou! (oooh meh-oooh chee-mee gahn-yoh!) (*My team won!*)

O Corinthians perdeu hoje. (oooh koh-reen-chee-unz pehr-deh-oooh oh-zhee.) (*The Corinthians [a São Paulo soccer team] lost today.*)

Nós ganhamos! (nohz gahn-yah-mooz!) (*We won!*)

Searching the Place

In the context of sporting events, you do a lot of *searching* and *looking for* things. First, you **procura** (proh-koo-rah) (*look for*) a game you want to see, and then you **procura** your seat after you walk into the arena. You probably need to **procurar** the **banheiro** (bahn-yay-roh) (*bathroom*) and the **quiosque** (kee-ah-skee) (*concession stand*) during

Here are the present tense conjugations for **procurar**.

<i>Conjugation</i>	<i>Pronunciation</i>
eu procuro	<i>eh-oooh proh-koo-roh</i>
você procura	<i>voh-seh proh-koo-rah</i>
ele/ela procura	<i>eh-lee/eh-lah proh-koo-rah</i>
nós procuramos	<i>nohz proh-koo-rah-mooz</i>
eles/elas procuram	<i>eh-leez/eh-lahz proh-koo-rah-oong</i>
vocês procuram	<i>voh-sehz proh-koo-rah-oong</i>

The *-ing* form of **procurar** is used a lot in the context of *searching* or *looking for*:

Eu estou procurando meu irmão. Você viu ele? (*eh-oooh es-toh proh-koo-rahndoh meh-oooh eeh-mah-oooh. voh-seh vee-oooh eh-lee?*) (*I'm searching for my brother, have you seen him?*)

Eu estou procurando um bom restaurante. Você conhece um? (*eh-oooh es-toh proh-koo-rahndoh oong boh-oong heh-stah-oooh-rahndoh-chee. voh-seh kohn-yeh-see oong?*) (*I'm looking for a good restaurant. Know any?*)



To translate sentences like these to Portuguese, use the form **estar** (*to be*) plus **procurando** (*proh-koo-rahndoh*) (*searching/looking for*).

Here are a few other sentences that include **procurar**:

O que você procura? (*oooh kee voh-seh proh-koo-rah?*) (*What are you looking for?*)

Ele procura uma mulher simpática. (*eh-lee proh-koo-rah oooh-*

mah mool-yeh seem-pah-chee-kah.) (*He looks for a nice woman.*)

Nós procuramos nosso carro, mas não achamos. (nohz proh-koo-rah-mooz noh-soo kah-hoh, mah-eez nah-oo ah-shah-mooz.) (*We looked for our car, but we didn't find it.*) **Note:** This sentence uses the past tense. For more on the past tense, see [Chapter 6](#).

Eu estou procurando o meu sapato. (eu-oo es-toh proh-koo-rah-doh ooh meh-oo sah-pah-toh.) (*I'm searching for my shoe.*)

Eles estão procurando o caminho certo. (eh-leez eh-stah-oo proh-koo-rah-doh ooh kah-meen-yoh seh-toh.) (*They're looking for the right road.*)

Talkin' the Talk



Celso (sel-soh) and his friend **Kátia** (kah-chee-ah) are on vacation in Rio. They're looking for a great restaurant and talking about what type of place they want. Listen for the verb **preferir** as well as **procurar**. (Track 31)

Celso:

Vamos procurar um bom restaurante?

vah-mooz proh-koo-rah oong boh-oong heh-stah-oo-rah-chee?
Let's look for a good restaurant?

Kátia:

Vamos. Você prefere italiano ou japonês?

vah-mooz. voh-seh preh-feh-ree ee-tah-lee-ah-noh oh zhah-poh-nehs?
Let's (do it). Do you prefer Italian or Japanese?

Celso:

Eu prefiro japonês.

eh-oo preh-fee-roh zhah-poh-nehs.
I prefer Japanese.

Kátia:

Eu adoro sushi!

eh-oo ah-doh-roo soo-shee.

Celso:

Perfeito.

pehr-*fay*-toh.

Perfect.

Kátia:

Vamos!

vah-mooz!

Let's go!

▣

Words to Know

vamos

vah-mooz

let's (do it)

italiano

ee-tah-lee-ah-noh

Italian

japonês

zhah-poh-nehs

Japanese

perfeito

pehr-fay-toh

perfect

Vamos!

vah-mooz!

Let's go!



Fun & Games



You're at a soccer game in Rio. Identify the names of things you're likely to find:




Illustration by Elizabeth Kurtzman

- A. _____
- B. _____
- C. _____
- D. _____
- E. _____
- F. _____

Flip to [Appendix D](#) to check your answers!

Chapter 16

O Carnaval!

In This Chapter

- ▶ Discovering and celebrating **Carnaval** in Brazil
- ▶ Dancing in the streets: Getting your **samba** groove on

Brazil is world-famous for its **Carnaval** (kah-nah-vah-oooh) (*Carnival*). The festivities take place in **fevereiro** (feh-veh-ray-roh) (*February*) or **março** (mah-soo) (*March*), when the weather is hot in Brazil, during the four days preceding **Quarta-feira de Cinzas** (kwah-tah-fay-rah jee seen-zahz) (*Ash Wednesday*). In Brazil, **Carnaval** is a national, four-day holiday.

Other places that are famous for putting on a grand **carnaval** include Venice, New Orleans, and Trinidad and Tobago. The tradition dates back to the Middle Ages, and each place celebrates the days of revelry a bit differently.

In this chapter, I describe Brazil's three main **Carnaval** celebrations — parties in Rio, Salvador, and the Recife/Olinda area — and offer a bit of how-to on the famous Brazilian dance: **samba** (sahm-bah)!



If you can't get to Brazil during **Carnaval** — **voos** (vohz) (*flights*) and **hotéis** (oh-tay-eez) (*hotels*) tend to be expensive — it doesn't mean you need to miss out on the fun. Brazilians hold unofficial **Carnaval festas** (fes-tahs) (*parties*) year-round.

The most famous of these **carnavais fora de época** (kah-nah-vah-eez

foh-rah jee eh-poh-kah) (*out-of-season carnivals*) is **Fortal** (*foh-tah-oo*), which takes place in the large northeastern city of Fortaleza in August. The name **Fortal** simply combines the words **Fortaleza** and **Carnaval**.

Exploring Carnaval in Brazil

Preparations for **Carnaval** — especially in **Rio de Janeiro** (*hee-oooh jee, zhah-nay-roh*), where a ton of money is poured into the party — continue year-round. But a surprising thing about **Carnaval** in Brazil is that Rio's celebration isn't necessarily the best. Rio certainly has the best **desfile** (*des-fee-lee*) (*parade*) over the four-day period, but its **carnaval de rua** (*kah-nah-vah-oooh jee hoo-ah*) (*street carnival*) activity is not as famous as it is in other places.

Two less-publicized but equally fantastic **Carnavais** (*kah-nah-vah-eez*) (*Carnivals*) — each unique in its own way — are those of **Salvador** (*sah-oooh-vah-doh*) and the towns of **Recife** (*heh-see-fee*) and **Olinda** (*oh-leen-dah*). These last two towns are located adjacent to each other, so it's easy to experience both.



In general, it's best to pick one of the three **Carnaval** locations to spend the entire four days of Carnaval; choose either Rio, Recife/Olinda, or Salvador. If you try to see all three in four days (or even two of the three), you'll spend at least a full day on some mode of transportation and miss the fun!

Every Brazilian has a different opinion on which **Carnaval** is best. And there are even people who don't like all the fuss of any of the celebrations; they prefer to use their two vacation days (Monday and

Free ebooks => www.Ebook777.com
Tuesday before Ash Wednesday) to head to a secluded **praia** (*prah-ee-ah*) (*beach*).

Here are some questions you can ask a Brazilian to help you decide which **Carnaval** is right for you:

Qual Carnaval no Brasil você acha melhor? (*kwah-oooh kah-nah-vah-oooh noh brah-zee-oooh voh-seh ah-shah mel-yoh?*) (*Which Carnaval in Brazil do you think is best?*)

Qual é o mais divertido? (*kwah-oooh eh ooh mah-eez jee-veh-chee-doo?*) (*Which one is the most fun?*)

Qual Carnaval tem o melhor show? (*kwah-oooh kah-nah-vah-oooh tang ooh mel-yoh shoh?*) (*Which Carnaval has the best show?*)

Qual cidade tem a melhor carnaval de rua? (*kwah-oooh see-dah-jee tang ah mel-yoh kah-nah-vah-oooh jee hoo-ah?*) (*Which city has the best street carnival?*)

Já esteve no Carnaval de. . . ? (*zhah eh-steh-vee noo kah-nah-vah-oooh jee. . . ?*) (*Have you been to the Carnaval in. . . ?*)

Rio's Carnaval

The **Carnaval** in Rio is the one to attend if you want to see a huge **espetáculo** (*eh-speh-tah-koo-loo*) (*spectacle*). It's basically a major **competição** (*kohm-peh-chee-sah-oooh*) (*competition*) of pageantry.

During the four days of **Carnaval**, each of the city's **escolas de samba** (*eh-skoh-lahz jee sahm-bah*) (*samba groups*; Literally: *samba schools*) has just one chance to move it, shake it, and show off its artistic talents and magnificently decorated floats. On Tuesday night (the eve of Ash Wednesday), **os juízes** (*ooz zhoo-ee-zeez*) (*judges*) decide who performed best.

Women from different **escolas de samba** make the **fantasias** (*fahn-tah-zee-ahz*) (*costumes*) months ahead of time. The **compositor** (*koh-*

poh-zee-toh) (*composer*) of the official song of a specific **escola de samba** starts humming ditties to himself for next year's hit as soon as the previous year's **Carnaval** ends.

Each **escola** has many **carros alegóricos** (*kah-hohs ah-leh-goh-ree-kohs*) (*floats*) decorated with the school's theme, and these floats take months to make. They are indeed works of art. And topping the floats are the famous samba-dancing babes with spectacular bodies, little clothing, and high heels. These women often wear impressive, feathery headdresses. On the ground, in front of and behind the float, are hundreds more **dançarinas** (*dahn-sah-ree-nahz*) (*dancers*), all in costume. The parading of a single **escola** takes about an hour during the actual competition.

In terms of music, the most important part of any **escola** is the **batucada** (*bah-too-kah-dah*) (*drumming*). Up to 200 drummers are in each **escola**. The sound of the drums is deafening, but the energy is contagious.



Tourists (Brazilian and foreign) can actually parade with an **escola de samba**. Participation costs around US\$130, and you don't have to know how to **sambar** (*sahm-bah*) (*dance samba*) to get involved. Have your travel agent or someone at a local tourist bureau make calls for you to figure out which **escolas** offer this experience. You can really impress friends back at home with the photos. And don't worry; the **fantasias** for females generally aren't skimpy.

The entire four-day event takes place in Rio's **sambódromo** (*sahm-boh-droh-moo*) (*sambodrome*), an open-air venue with bleachers that looks like an oblong sports stadium. The space is longer than it is wide because a **desfile** goes through it.

Why is it called a *sambodrome*? Because people dance an extra-fast **samba** (*sahm-bah*) as they parade their way through. **Samba** is the most famous dance from Brazil. It's a three-beat step repeated over and over again. It can be fast- or medium-speed; but during **Carnaval**, it's very **rápido** (*hah-pee-doh*) (*fast*). Check out the section "[Dancing the Samba!](#)" for details.

Rio's **Carnaval** can be **caro** (*kah-roo*) (*expensive*). Prices for a single night's show range from about US\$50 for a seat way back and up high in the bleachers, to about US\$3,000 for a box seat. You can get a good bleacher seat for around US\$200.

■



Escola de samba: Carnaval as competition

I used to think that **uma escola de samba** (*ooh-mah eh-skoh-lah jee sahm-bah*) (*a samba school*) was a place where people learned **samba**. But they're not schools at all! **Escolas de samba** are places where a group of people who want to compete in **Carnaval** meet up to plan and practice the moves and anthem they'll use that year. These groups include the **músicos** (*moo-zee-kooz*) (*musicians*), **passistas** (*pah-see-stahz*) (*men and women in costume who parade with the school*), and people who make the **fantasias** (*fahn-tah-zee-ahz*) (*costumes*). People who live nearby and want to come and dance to the music also join in. Because many **escolas de samba** in Rio are named after and originate in a specific **bairro** (*bah-ee-hoo*) (*neighborhood*), the feel of an **escola** is similar to an urban community center in the U.S. People of all ages are there enjoying themselves.

Each **escola** has a new anthem every year. Anthem **letras** (*leh-trahz*) (*lyrics*) often have socially progressive **temas** (*teh-mahz*) (*themes*), like calling for an end to racism or even encouraging water conservation. For one **Carnaval**, I saw people dressed like water faucets! The **fantasias** match the theme. What doesn't change from year to year are a school's two official **cores** (*koh-reez*) (*colors*).

Historically, the most famous **escolas de samba** in Rio are **Mangueira** (*mahn-gay-rah*), which means mango tree; **Salgueiro** (*sah-oooh-gay-roh*), a last name; and **Beija-Flor** (*bay-zhah floh*), which means *hummingbird*. One of these three schools (named for the

neighborhood in which they're located) usually wins first or second place each year.

You can check out the websites for these **samba** schools to see their colors and get a real feel for Brazilian **Carnaval: Mangueira** (www.mangueira.com.br), **Salgueiro** (www.salgueiro.com.br), and **Beija-Flor** (www.beija-flor.com.br). You can also find information about **ensaios** (en-sah-ee-ooz) (*rehearsals*) on the sites. These can be great fun. Attending **ensaios** is a way to hear the **escola's** band practice and see some of its dancers in costume. And of course, you're allowed to **dançar** (dahn-sah) (*dance*) with them! The entrance fee is about **20 reais** (around US\$12).



In recent years Rio's **carnaval da rua** (kah-nah-vah-oooh dah hoo-ah) (*street carnaval*) has gotten much better, which means you may prefer to forego the expensive tickets for seats and just walk around the city seeing people in their **fantasias** and watching the **carros alegóricos** go by.

Many **bares** (bah-reez) (*bars*) and **botecos** (boh-teh-koos) (*informal restaurants*) throughout the city have a TV on during **Carnaval** showing the main event in the **sambódromo**, so that's an inexpensive option for watching it, too!

Talkin' the Talk



Susana (soo-zah-nah) and her friend **Lu** (*loo*) have finally decided to go for it. They want to join a **samba** school for the Rio **Carnaval**, so Lu talks to her friend **Clara** (*klah-rah*), who did it last year. (Track 32)

Clara:

Vocês estão pensando em desfilar?

voh-say-eez eh-stah-oooh pen-sahn-doh ang des-fee-lah?

You guys are thinking about parading?

Lu:

Sim, é divertido?

sing, eh jee-ven-chee-doo?
Yeah, is it fun?

Clara:

É demais . . .

eh jee-mah-eez . . .

It's fabulous . . . (Literally: It's too much)

Lu:

Você desfilou com que escola?

voh-seh des-fee-loh kohng kee eh-skoh-lah?

You paraded with which school?

Clara:

Com o Salgueiro.

kohng ooh sah-oooh-gay-roh.

With Salgueiro.

Lu:

Custou caro?

koos-toh kah-roh?

Was it expensive?

Clara:

Bom, duzentos reais. Mas valeu a pena.

boh-oong, dooz-en-tooz hay-ahys. mah-eez vah-leh-oooh ah peh-nah.

Well, 200 reais. But it was worth it.

Words to Know

<i>estão pensando</i>	eh- <u>stah</u> -ooh pen- <u>sahn</u> -doh	are thinking
<i>desfilas</i>	des-fee- <u>lah</u>	to parade during Carnaval
<i>é demais</i>	eh jee- <u>mah</u> -eez	It's fabulous/great (Literally: It's too much)
<i>desfilou</i>	des-fee- <u>loh</u>	you paraded
<i>custou</i>	koos- <u>toh</u>	it cost
<i>valeu a pena</i>	vah- <u>leh</u> -ooh ah <u>peh</u> -nah	it was worth it

Carnaval in Salvador

Salvador's **Carnaval** is completely different from Rio's. Bleachers are set up in Salvador, but they're on the **rua** (*hoo-ah*) (*street*) and there's no **sambódromo**. Instead, a several-miles-long parade route winds its way through the city. The parade starts at Salvador's most famous landmark, **o farol** (*ooh fah-roh-ooh*) (*the lighthouse*) — right on the beach. There's also a downtown route which is the oldest and most traditional (but less popular).



Another major difference between the **Carnaval** in Rio and Salvador is that instead of **escolas de samba**, Salvador is best known for what are called **blocos** (*bloh-kooz*) (Literally: *blocks*), a group of people all wearing the same t-shirt that follow different live bands atop a **trio elétrico** (*tree-ooh eh-leh-tree-koo*) (*motorized truck*) with a platform on top, where people dance and a singer sings.

In Salvador, the band is often famous nationwide. In Rio, the featured musicians aren't famous pop stars, though the traditional **samba** music composers often are some of the most famous in Brazil. If you want to hear some of Brazil's most famed and beloved stars and musicians playing live during **Carnaval**, Salvador is the place to go.

People who've paid to be part of the specific **bloco** dance on the ground and move forward slowly with the truck, in front of and behind it. About 40 different main **blocos** are involved in Salvador's **Carnaval**, and it's very common for tourists to pay money to join one of the blocos.

To separate the **bloco** from the crowd watching the parade, a group of people are paid to surround each **bloco** with a **corda** (*koh-dah*) (*rope*). They form a rectangle around each **bloco**, with the **trio elétrico** in the center. They walk along slowly. Though the music is fast-paced, the parade isn't.



Each **bloco** parades for about six hours a day. If you get tired, you can duck under the rope to escape. My friends and I had a lot of fun but decided before the end of the parade to leave our **bloco** and just walk around the city.

If you're not in a **bloco**, you can either watch the parade from the sidelines or just roam around Salvador. Areas near the parade route are filled with people, generally laughing and just hanging out. Some bars and restaurants remain open, but others close for the festivities.

On the streets of Salvador, stands that sell all kinds of tropical cocktail drinks with festive names are set up. But these are generally the only vendors you'll find along the parade route, because the parade is the main focus.



Salvador's **Carnaval** is hectic and crowded. It can be music to your ears if you're the adventurous, fun-loving type, or it can sound like a gigantic **dor de cabeça** (*doh jee kah-beh-sah*) (*headache*) if you prefer low-key events. If you're the latter type, you may prefer **Carnaval** in Recife/Olinda rather than Salvador. I cover **Carnaval** in that locale later in this chapter.

Wearing abadás

Most Brazilians and tourists who go to Salvador for **Carnaval** buy a T-shirt or tank top called an **abadá** (*ah-bah-dah*) for a particular **bloco** months in advance.

Abadás can be expensive; they usually cost more than US\$130. The price goes up for each of the four days you participate in **Carnaval**. For each day you pay for, you get a different T-shirt or tank top with a new design so you can prove you paid to be in the **bloco** for that specific day. Generally you have to pick up the **abadás** from each **bloco's** headquarters, but you may find street vendors with **abadás** to buy at the last minute.



You can buy an **abadá** online on a few websites. Generally for foreign tourists the online price — around US\$200 a day — includes delivery of the **abadá** to the hotel or place you're staying at a prearranged date and time. If you're interested in participating in a **bloco**, search online for **Carnival blocos** to find out what's available and how you may be able to participate.

Unlike in Rio, if you choose to buy an **abadá** and participate in Salvador's **Carnaval**, no practicing is involved. You can just show up, pick up your shirt, and meet your **bloco** at its scheduled time to begin the parade route.

Guys usually wear an **abadá**, shorts, socks, and tennis shoes to attend a Carnival **bloco**. Most women from Salvador take their **abadás** to a tailor months in advance. The tailors fashion the **abadás** into unique tops for each **garota** (gah-roh-tah) (*girl*) parading in Salvador's **Carnaval**. Those people in the huge crowd on the sidelines wear whatever they feel like wearing. It's advisable to wear light clothing, cover your feet, and keep jewelry at home.

After you buy a top with the name of your **bloco**, you can travel along the parade route with that **bloco**, participating — not spectating! If you prefer not to dance along the parade route but still want a hard-partying atmosphere, you can try buying a ticket that gives access to one of many **camarotes** (kah-mah-roh-cheez) along the parade route, which are two-story open-air temporary structures with standing-room only. Any website that sells an **abadá** also sells **camarote** tickets.

Finally, if you don't want to pay a **centavo** (sen-tah-voh) (*Brazilian cent*) to experience **Carnaval** in Salvador, you can just roam the streets and watch the parade from the sidelines for free. Just beware that the crowd is thick.

Making music

Some of the popular bands and singers that perform every year at **Carnaval** in Salvador are **Chiclete com Banana** (shee-kleh-chee kohng bah-nah-nah) (*Gum with Banana*), **Olodum** (oh-loh-doong), **Daniela Mercury** (dahn-ee-eh-lah meh-koo-ree), and **Ivete Sangalo** (ee-veh-chee sahn-gah-loo).

Then there's a special treat: the world-famous Brazilian singers **Gilberto Gil** (zhee-oooh-beh-too zhee-oooh) and **Caetano Veloso** (kah-eh-tah-noo veh-loh-zoo) make an appearance every year at Salvador's **Carnaval**.

The music of **Carnaval** in Salvador is different from what you hear in Rio, where the fast, chorus-based **samba** rules the sound waves. In

Salvador, music known as **axé** (ah-sheh), which has just one singer, is more common. **Axé** sounds more contemporary than **samba**. Music stores sell the CDs of hundreds of current **axé** bands.

The most unusual groups you'll see during **Carnaval** in Salvador in terms of Brazilian costume are **afoxés** (ah-foh-shehz), Afro-Brazilian religious groups that parade during **Carnaval**. One **afoxé** (ah-foh-sheh) that dates back to 1949 is called **os Filhos de Ghandi** (ooz feel-yooz jee gahn-dee) (*Sons of Ghandi*). They wear white turbans, and only black men can parade with this particular group.

There are various **afoxés** that participate in Salvador's **Carnaval**, and all play music that use rhythms based in the Afro-Brazilian religion of **candomblé** (kahn-dohm-bleh).



As for dancing, it's mostly jumping around — no special moves are required, though you will see that some of the most popular songs of the year have choreographed moves that a minority of people (who learned them from watching TV) will do in the street. **Carnaval** is so important in Brazil that there's even a verb that means *enjoying Carnaval*. It's **pular** (poo-lah), which also means *to jump*.

Talkin' the Talk

■

Zezé (zeh-zeh) is a tourist from Rio who's at the Salvador **Carnaval** for the first time. He strikes up a conversation with **Teresa** (teh-reh-zah), a woman in his **bloco**.

Zézé:

Oi, está gostando da festa?

oh-ee, eh-stah goh-stahn-doh dah feh-stah?

Hi, are you enjoying the party?

Teresa:

Estou pulando muito.
eh-stoh poo-lahn-doh moh-ee-toh.
I'm really enjoying myself.

Zezé:

Não tem tempo para a praia!

nah-oooh tang teh-m-poo pah-dah ah prah-ee-ah!
There's no time for the beach!

Teresa:

Não, é só festa!

nah-oooh, eh soh feh-stah!
No, it's all partying!

Zezé:

Você é da onde? Veio no ano passado?

voh-seh eh dah ohn-jee? vay-oh noo ah-noo pah-sah-doo?
Where are you from? Did you come last year?

Teresa:

Sou de Minas. É a minha primeira vez no Carnaval de Salvador.

soh jee mee-nahz. eh ah ming-yah pree-may-rah vehz noo kah-nah-vah-oooh jee sah-oooh-vah-doh.

I'm from Minas (Minas Gerais state). It's my first time at the Salvador Carnaval.

Zezé:

É o melhor do Brasil, com certeza.

eh ooh mel-yoh doo brah-zee-oooh, kohng seh-teh-zah.
It's the best in Brazil, for sure.

Teresa:

Eu concordo!

eh-oooh kohn-koh-doo!
I agree!

Words to Know

<i>estou pulando</i>	<i>eh-stoh poo-lahn-doh</i>	<i>I'm enjoying myself (at Carnaval)</i>
<i>não tem tempo</i>	<i>nah-oooh tang tehm-poo</i>	<i>there's no time</i>
<i>veio</i>	<i>vay-oh</i>	<i>did you come/you came</i>
<i>no ano passado</i>	<i>noo ah-noo pah-sah-doo</i>	<i>last year</i>
<i>com certeza</i>	<i>kohng seh-teh-zah</i>	<i>for sure</i>
<i>eu condordo</i>	<i>eh-oooh kohn-koh-doo</i>	<i>I agree</i>

Carnaval in Recife/Olinda

Recife and Olinda are two beachside cities in the northeastern state of **Pernambuco** (*peh-nahm-boo-koh*). They're right next to each other, with less than a mile separating them. The cities are close enough that you can spend time in both places in a single day.

Recife is a large city with a population of about 2 million. Olinda is one of Brazil's most beautiful old colonial towns. It's very small, with narrow, winding streets, pastel-colored houses, and breathtaking views of the city and the ocean. Olinda is also home to many artists. The name of the town comes from **O, linda!** (*Oh, beautiful!*) — a Portuguese sailor was apparently smitten with the location.



This area is where you can see a bit more of a historic type of Brazilian **Carnaval**, and for me, it's the most **mágico** (*mah-zhee-koo*) (*magical*). The vibe is more artistic than partytown.

Carnaval here feels less official than the ones in Rio and

Free ebooks => www.Ebook777.com
Salvador; there are no fees to pay (except for the hotels, which may be hard to book at this time) and no T-shirts with logos.

The **Carnaval** celebrations take place in the old section of Recife — **Recife antigo** (heh-see-fee ahn-chee-goo) (*old Recife*) — and throughout Olinda. Between the two, Recife is a little more **tranquilo** (trahn-kwee-loo) (*low-key*) than Olinda, where parties are more energetic and narrow streets make for a close-together crowd that's difficult to walk through.

In both places, the **carnaval de rua** is the most colorful in Brazil. Most visitors don't wear a **fantasia** (fahn-tah-zee-ah), but some do, and you certainly can. Just keep in mind that costumes are flashy, colorful clothing or generally festive outfits — not like Halloween costumes.

People just mill about on the streets, **bebidas** (beh-bee-dahz) (*drinks*) in hand, and stop to watch impromptu **blocos** parade by. The “parade” in Recife is pretty disorganized, although there seems to be more timing involved there than in Olinda. Both places feature **blocos** of all sorts. In either place, a **bloco** can simply be a group of co-workers who pick a theme for themselves, dress accordingly, and beat some makeshift percussion instruments.

Little about the **Carnaval** in either city feels “official,” but the parading/roaming the streets lasts all day. You can buy food on the street or find a plaza where you can hang out in the open air and eat a more substantial meal while you hear drumbeats in the distance (or parading by you).

Parading giant dolls



What's famous and incredible about **Carnaval** in this area are the **bonecos gigantes** (boo-neh-kooz zhee-gahn-cheez) (*gigantic*

dolls). They're handmade figures that stand about 20 feet tall — which is great, because they're visible no matter where you are in the crowd. The **bonecos** are sometimes of famous Brazilian people, such as the 20th-century writer **Jorge Amado** (*zhoh-zhee ah-mah-doo*).

The most famous **bonecos** are the **Homem da Meia-Noite** (*oh-mang dah may-ah-noh-ee-chee*) (*Midnight Man*) in Olinda and the **Galo da Madrugada** (*gah-loo dah mah-droo-gah-dah*) (*Sunrise Rooster*) in Recife. Parading of the rooster kicks off the whole **Carnaval** in Recife on the first day, and the **bonecos** are paraded through the **ruas**, along with informal **blocos**.

Checking out local music

The traditional **Carnaval** music in Recife/Olinda is **o frevo** (*ooh freh-vo*) and **o maracatu** (*ooh mah-rah-kah-too*). **Frevo** music traditionally features a brass band (and no singer) playing a fast beat, and the dancing that goes with it is indeed intriguing when you first see it. Usually a small child or a man in a colorful, clownish outfit dances with a **guarda-chuva** (*gwah-dah-shoo-vah*) (*umbrella*). The name **frevo** comes from the verb **ferver** (*feh-veh*) (*to boil*) — the dancing and footwork are so fast, the dancer seems to be on the boil.

Maracatu has a fast, distinctive beat that really shows off Brazilians' talent for drumming. The drummers — all men — wear huge, shaggy, sparkling headdresses. The tradition was brought to Brazil by African slaves, who used the music and dancing rituals for coronation ceremonies celebrating African royalty.

Dancing the Samba!

If you visit Brazil for **Carnaval** (kah-nah-vah-oooh) (*Carnival*), you can hear **samba** (sahm-bah) music and see people dancing **samba** regardless of where you go. So how is the famous **dança** (dahn-sah) (*dance*) performed?

There are two basic **tipos** (chee-pooz) (*types*) of samba. One is the step that the women **sambistas** (sahm-bee-stahz) (*samba dancers*) perform during **Carnaval** while wearing high heels on top of a float; the other is what everyone else does. High heels make the dance much more **difícil** (jee-fee-see-oooh) (*difficult*). I suggest that you leave those moves to the talented women who remain a tantalizing **mistério** (mee-steh-ree-oooh) (*mystery*) to dazzled spectators.

It took me a good three years to **aprender** (ah-pren-deh) (*learn*) to dance **samba**, and I still don't do it very well. The step is simple, but I'm convinced that you need to have Brazilian **sangue** (sahn-gee) (*blood*) in your veins to do it **muito bem** (moh-ee-toh bang) (*very well*). Nonetheless, for my fellow non-Brazilians, here's what to do:

1. Loosen your **joelhos** (zhoh-ehl-yooz) (*knees*); **relaxe** (heh-lah-shee) (*relax*) and bend them a little bit.

Samba isn't danced with the **corpo** (koh-poo) (*body*) straight up but rather like you're going to sit down.

2. Now, put your feet together. Shift your weight onto your **pé direito** (peh jee-ray-too) (*right foot*), and then shift the weight to your **pé esquerdo** (peh eh-skeh-doo) (*left foot*).

As you do this, fling your **pé direito** to the front, with your heel sliding on the ground, as if your heel is scuffing the floor; then, fling your heel up, just slightly, off the floor.

As you do the scuff, point the toes of your right foot slightly to the right, as if you're just starting to make an arc with the right foot. Your body faces forward the whole time, and your upper body moves as little as possible. Arms should be bent at the elbows, as if

to balance yourself.

3. Now, bring that **pé direito** back to where it was and step on it. You're just moving in place — shifting your weight back to your right foot.
4. Next, do the same thing, starting with the **pé esquerdo!** It's a three-beat move, and the dance is subtle, not showy.



If you feel awkward trying the **samba**, don't worry. I'll tell you a huge **segredo** (seh-greh-doo) (*secret*): Many Brazilians can't **samba**. So either try it again or just sit down, have a drink, and enjoy yourself. That's all that matters, anyway!



Fun & Games

You have a friend who's thinking about going to Brazil for **Carnaval**. You — now an expert on the topic — explain the three main options. Identify the city that's best known for the **Carnaval** celebration pictured.



a.

b.





c.

Illustrations by Elizabeth Kurtzman

Match each term with the **Carnaval** it best describes — Rio, Salvador, or Recife/Olinda.

1. frevo
2. sambódromo
3. abadá
4. samba
5. bonecos
6. farol

7. **trio elétrico**

8. **maracatu**

9. **axé**

See [Appendix D](#) for the answers.



Chapter 17

Me Ajuda! Help! Handling Emergencies

In This Chapter

- ▶ Reacting to a robbery
- ▶ Getting medical help
- ▶ Handling legal problems

Emergências (eh-meh-zhang-see-ahs) (*emergencies*) can happen anywhere, and you can best manage them if you're prepared. This chapter helps you with words and phrases to know when dealing with life's not-so-fun unexpected adventures.

Despite what you may have read or heard, Brazil is pretty **tranquilo** (trahn-kwee-loh) (*calm*) for visitors in terms of **roubos** (hoh-booz) (*robberies*). If you use **bom senso** (boh-oong sen-soo) (*common sense*), you'll most likely be fine. The **polícia** (poh-lee-see-ah) (*police*), especially in Rio, which attracts so many tourists, are helpful and trustworthy to foreigners though they're famous for mistreating the city's poor who live in **favelas** (fah-veh-lahs) (*shantytowns*).

If you get hurt in the country, you may be glad to know that there are state-of-the-art **hospitais** (oh-spee-tah-eez) (*hospitals*) and **médicos** (meh-jee-kooz) (*doctors*) in most parts of Brazil, especially in major urban areas. But before you begin your trip, you may want to consider buying a **plano de saúde** (plah-noh jee sah-oo-h-jee) (*health insurance plan*) specifically for travelers.

Finally, it's always best to stay out of a foreign country's **sistema legal** (sees-teh-mah lay-gah-oooh) (*legal system*) if you can because laws and **processos** (proh-seh-sohs) (*procedures*) can be so different from what you're used to. In Brazil, there's a lot of **corrupção** (koh-hoop-sah-oooh) (*corruption*) and the system often works **devagar** (deh-vah-gah) (*slowly*).

In this chapter, I offer advice for responding to a robbery, finding and receiving medical help, and managing a legal problem in Brazil.

Here are some basic emergency terms that are good to know:

- ✔ **Cuidado!** (kwee-dah-doh!) (*Watch out!*)
- ✔ **Fogo!** (foh-goo!) (*Fire!*)
- ✔ **Me ajuda!** (mee ah-zhoo-dah!) (*Help me!*)
- ✔ **Rápido!** (hah-pee-doh!) (*Quick!*)
- ✔ **Vamos!** (vah-mooz!) (*Let's go!*)

Stick 'em Up: What to Say (and Do) if You're Robbed

The places where you're most likely to have a bad experience in Brazil are the most touristy parts of the country — the cities of **Rio** (hee-oooh) and **Salvador** (sah-oooh-vah-doh). They can be lots of fun but also **perigosas** (peh-ree-goh-zahs) (*dangerous*). Small towns and beach towns in Brazil tend to be **seguras** (seh-goo-rahhs) (*safe*).

When visiting Brazil, use the same precautions you'd use in any **lugar que não conhece** (loo-gah kee nah-oooh kohn-yeh-see) (*place you*

don't know): Avoid being out in the street late at night, don't wear expensive jewelry or watches, and ask locals which areas you should avoid.



Be extra careful during festivals like **Carnaval** (kah-nah-vah-oooh). Consider sticking your **dinheiro** (jing-yay-roh) (*money*) in your **sapatos** (sah-pah-tohz) (*shoes*). Also consider buying a money belt you can wear close to your belly, under your clothes. The good news is that you don't need much **dinheiro** to enjoy yourself during the festivities.

Pegar táxi (peh-gah talk-see) (*taking taxis*) is fine; Brazilian taxicab drivers don't rob the passengers like drivers do in some other countries.

Brazil is actually much less **seguro** for locals, especially **os ricos** (oozh hee-kooz) (*the rich ones*) with nice **carros** (kah-hooz) (*cars*). These people are often **preocupadas** (preh-oh-koo-pah-dahs) (*worried*) about **sequestros** (seh-kwehs-trooz) (*kidnappings*), in which the **sequestradores** (seh-kweh-strah-doh-reez) (*kidnappers*) demand **dinheiro** from the **família** (fah-mee-lee-ah) (*family*) of the **vítima** (vee-chee-mah) (*victim*).

■



Keeping things in perspective after a robbery

During my three years in Brazil, I was robbed only **uma vez** (oozh-mah vehz) (*once*), and it happened in front of my apartment building in **São Paulo** (sah-oozh pah-oozh-loh). It was very late at night. I was upset at first but then realized that losing a little **dinheiro** (jing-yay-roh) (*money*) isn't that big of a deal and that reordering credit cards is just a small annoyance. But I was much more careful walking around **de noite** (jee noh-ee-

chee) (*at night*) after that, for sure!

You may want to remember that **ladrões** (*lah-droh-eez*) (*robbers/pickpockets*) in Brazil are sometimes just very poor people who need to feed their children. My Spanish friend Mario once resisted a **ladrão** at the back of a bus in Rio. The next day, he ran into the **ladrão** at a bus stop. They recognized each other, and the guy ended up explaining his sad life story to Mario!

■

A more recent **problema** (*proh-bleh-mah*) (*problem*) is **sequestros relâmpagos** (*seh-kweh-stros heh-lahm-pah-gohz*) (*lightning-speed kidnappings*). In this situation, the **criminosos** (*kree-mee-noh-zoos*) (*criminals*) usually kidnap a driver in his or her car, take the victim to an ATM, and ask that person to withdraw a wad of cash. Then the criminal typically leaves. At most, the person is held captive overnight.



Having a car in Brazil makes you more likely to be a robbery target. People sometimes rob drivers at stoplights, which is why a lot of drivers go through red lights late at night.

Don't panic!

So what should you do if you're being robbed? The local refrain is **Não reaja** (*nah-oooh hee-ah-zhah*) (*Don't react*). Don't shout, don't try to get away, and don't punch the **ladrão** (*lah-drah-oooh*) (*robber/pickpocket*).

Just hand over your **carteira** (*kah-tay-rah*) (*wallet*), **relógio** (*heh-loh-zhee-oooh*) (*watch*), or **bolsa** (*boh-oooh-sah*) (*purse*) — whatever the assailant wants. Your stuff is less important than your safety.

Saying nothing during a robbery is generally best, but here are some classic phrases you may want to know:

Não tenho dinheiro. (*nah-oooh tang-yoh jeen-yay-roh.*) (*I don't*

Não tenho nada. (*nah-oooh tang-yoh nah-dah.*) (*I don't have anything.*)

Socorro! (*soh-koh-hoo!*) (*Help!*)

Me ajuda! (*mee ah-zhoo-dah*) (*Help me!*)

É ladrão! (*eh lah-drah-oooh!*) (*He's a robber/pickpocket!*)

It's also helpful to know these calls for help in case you hear them from a Brazilian visitor who may need assistance in your hometown.

Of course, you want to avoid having any problems in Brazil so take the same safety precautions you take at home and ask locals whether a certain area is safe:

Essa região, é segura? (*eh-sah heh-zhee-ah-oooh eh seh-goo-rah?*) (*Is this area safe?*)

Quais os bairros que são perigosos? (*kwah-eez oohz bah-ee-hooz kee sah-oooh peh-ree-goh-zooz?*) (*Which neighborhoods are dangerous?*)

Asking for and receiving help

Say you've just been robbed. You had only a little money on you, and the robber didn't get anything else. You now need to get back home or to your hotel. In this situation, or any other time you need help for something that's not a major emergency, you can use these phrases when asking a Brazilian to help you:

Por favor, poderia me ajudar? (*poh fah-voh poh-deh-ree-ah mee ah-zhoo-dah?*) (*Excuse me, can you help me?*)

Eu preciso de ajuda, por favor. (*eh-oooh preh-see-zoo jee ah-zhoo-dah, poh fah-voh.*) (*I need help, please.*)

If a Brazilian offers you **ajuda** (ah-zhoo-dah) (*help*), consider using one of these responses:

Obrigado/a, sim, eu preciso de ajuda. (oh-bree-gah-doh/dah, sing, eh-oooh preh-see-zoo jee ah-zhoo-dah.) (*Thanks, yes, I need help.*)

Estou bem, obrigado/a. (eh-stoh bang, oh-bree-gah-doh/dah.) (*I'm fine, thanks.*)

Não preciso de ajuda. (nah-oooh preh-see-zoo jee ah-zhoo-dah.) (*I don't need any help.*)

Eu prefiro ficar sozinho/a. (eh-oooh preh-fee-roo fee-kah soh-zeen-yoh/yah.) (*I prefer to be alone.*)

Reporting a problem to the police

Most Brazilians say they fear a **polícia** (ah poh-lee-see-ah) (*the police*) more than they trust them, but police officers in Brazil are generally fine with tourists, and they're good for filing insurance forms if you get robbed, especially in Rio, a city that relies economically on tourism.

Here's what you can tell the Brazilian **polícia** if you want to report a robbery:

Fui roubado/a. (fwee hoh-bah-doh/dah.) (*I've been robbed.*)

Eu preciso fazer um boletim de ocorrência. (eh-oooh preh-see-zoo fah-zeh oong boh-leh-ching jee oh-koo-hen-see-ah.) (*I need to report a robbery.*)

É para a minha companhia de seguros. (eh pah-rah ah ming-yah kom-pahn-yee-ah jee seh-goo-rohz.) (*It's for my insurance company.*)

The **polícia** may ask you some of the following questions:

Quando aconteceu? (*kwahn-doh ah-kohn-teh-seh-oooh?*) (*When did it happen?*)

Onde aconteceu? (*ohn-jee ah-kohn-teh-seh-oooh?*) (*Where did it happen?*)

O que que foi roubado? (*oooh kee kee foh-ee hoh-bah-doh?*) (*What was stolen?*)

Você viu o assaltante? (*voh-seh vee-oooh ooh ah-sah-oooh-tahn-chee?*) (*Did you see the assailant?*)

Ele usou uma arma? (*eh-lee ooh-zoh ooh-mah ah-mah?*) (*Did he use a weapon?*)

And here are some example answers to these questions:

Aconteceu no centro, perto dos arcos da Lapa, às 9 da noite, mais ou menos. (*ah-kohn-teh-seh-oooh noo sen-troh, peh-too dooz ah-koos dah lah-pah, ahz noh-vee dah noh-ee-chee, mah-eez ooh meh-nooz.*) (*It happened in the city center, near the Lapa Arches, at 9 o'clock at night, more or less.*)

O ladrão levou a minha carteira. (*oooh lah-drah-oooh leh-voh ah meen-yah kahr-tay-rah.*) (*The thief took my wallet.*)

Ele usou uma faca. (*eh-lee ooh-zoh ooh-mah fah-kah.*) (*He used a knife.*)

The **polícia** will probably ask you the regular questions, like **Qual é seu nome?** (*kwah-oooh eh seh-oooh noh-mee?*) (*What's your name?*) and **Você é de que país?** (*voh-seh eh jee kee pah-eez?*) (*What country are you from?*). (See [Chapter 3](#) for help with answering these questions.)

In this section, I give you tips on what to do if you're injured or become ill in Brazil. Seeking medical treatment in another country can be scary, and it's never fun. Whether you scrape yourself badly at the beach, injure yourself while hiking, or come down with strange symptoms you need help interpreting, knowing a few phrases that can help you communicate is bound to calm you down a bit.

Heading off illnesses with vaccines

Possibly the best way to avoid a health issue while traveling is to think about your **saúde** (sah-oooh-jee) (*health*) before you begin your trip. You need certain vaccinations before you're even allowed to enter the country, and other vaccinations are highly recommended. I remember getting a ten-year shot for Hepatitis A as well as a shot for **febre amarela** (feh-bree ah-mah-reh-lah) (*yellow fever*).

If you've been in countries with a **febre amarela** alert within three months of your entry into Brazil, the Brazilian government will not let you in the country without a yellow fever proof-of-vaccination card. When planning your vaccination in terms of your travel dates, keep in mind that a **febre amarela** vaccination takes ten days to become effective.

You also may want to consider what part of the country you'll be visiting. If you're planning to spend time in the Amazon, ask a doctor whether you should take preventative medicine for **malária** (mah-lah-ree-ah) (*malaria*).



For information about recommended vaccinations, you have a variety of options:

- ✓ In the U.S., Centers for Disease Control and Prevention (www.cdc.gov) has good information, particularly about malaria.

- ✓ Contact your national health agency or a Brazilian consulate.
- ✓ Check the Brazilian government's website for vaccine recommendations (www.brasil.gov.br). Just click on English to translate the site and then do a search for vaccinations.

If you're still concerned about getting sick in Brazil after getting the proper vaccinations, you can buy travel health insurance; rates are often more reasonable than you may expect. Also be sure to talk with your doctor or get travel tips from a local health clinic before you fly away. Most doctors' offices and hospitals have pamphlets and information sheets on disease prevention for international travelers.

Watching out for tropical illnesses

The most common tropical illness among locals and tourists in Brazil is one you may have never heard of — **dengue** (*dehn-gee*) (*dengue fever*). City subways in Brazil have ads to warn the public about dengue fever. Risk usually comes with stagnant water — a breeding ground for **mosquitos** (*moh-skee-tohz*) (*mosquitos*) that carry the sickness. Having **dengue** usually just means you have a stomachache and what feels like a **gripe** (*ah gree-pee*) (*the flu*) for a few days.



Dengue also has a much more serious variant called *hemorrhagic dengue*, which can be **mortal** (*mohr-tah-oooh*) (*fatal*) if untreated. If your flu-like **sintomas** (*seen-toh-mahs*) (*symptoms*) worsen and you begin to suffer from **vômitos intensos** (*voh-mee-tohs een-ten-sohs*) (*intense vomiting*), **perda de consciência** (*peh-dah jee kohn-see-en-see-ah*) (*loss of consciousness/fainting*), or **boca seca** (*boh-kah seh-kah*) (*dry mouth*), get medical help right away. **Dengue** is caused by one of four viruses, and your chances of getting hemorrhagic dengue increase if you've had a different strain of **dengue** before.

One way to reduce your risk of contracting **dengue** is to always wear **repelente** (heh-peh-len-chee) (*insect repellent*) while you're in Brazil. Mosquitos are thick in the Amazon, but the worst bites I ever got were in **São Paulo** (sah-oooh pah-oooh-loh)! The climate in most of Brazil is humid at some point in the year, and mosquitoes love it.

Becoming ill from contaminated water is also a problem in Brazil. Avoid drinking **água da torneira** (ah-gwah dah tohr-nay-rah) (*tap water*) during your visit; even Brazilians don't drink it or drinks with **gelo** (zheh-loh) (*ice*). Also stay away from **verduras cruas** (veh-doo-rahhs kroos) (*raw vegetables*) and **frutas não descascadas** (froo-tahs nah-oooh des-kahs-skah-dahs) (*unpeeled fruit*), and avoid consuming room-temperature sauces to reduce your chances of suffering from **diarréia** (jee-ah-hay-ah) (*diarrhea*) when visiting Brazil. Boiled, baked, or peeled foods are the safest.



Taking a small dose of bismuth subsalicylate (like Pepto-Bismol) every day — provided your trip is less than ten days — can also help to prevent **diarréia**. Talk to your doctor about this and other preventative measures that can make your travel as pleasant as possible.

Dealing with your normal illnesses

In addition to tropical diseases, you can develop the run-of-the-mill sicknesses that plague you anywhere, like a **resfriado** (hes-free-ah-doo) (*cold*), a **dor** (doh) (*pain*), or even a **ressaca** (heh-sah-kah) (*hangover*)! Brazil has plenty of **farmácias** (fah-mah-see-ahz) (*drugstores*) around, so getting the **remédio** (heh-meh-jee-oooh) (*medicine*) you need isn't hard.

Here are some helpful phrases to use, whether you're at the **médico** (meh-jee-koo) (*doctor*) or the **farmácia**:

Free ebooks ==> www.Ebook777.com
Estou com dor de cabeça. (eh-stoh koh-oong doh jee kah-beh-sah.) (*I have a headache.*)

Estou com muita dor. (eh-stoh koh-oong moh-ee-tah doh.) (*I'm in a lot of pain.*)

Tenho dores no corpo. (tang-yoh doh-reez noh koh-poo.) (*I have body aches.*)

Tenho tosse. (tang-yoh toh-see.) (*I have a cough.*)

Sou diabético. (soh jee-ah-beh-chee-koh.) (*I'm diabetic.*)

Tenho alergias. (tang-yoh ah-lehr-zhee-ahs.) (*I have allergies.*)

Tenho asma. (tang-yoh ahz-mah.) (*I have asthma.*)

Tem band-aids? (tang bahn-day-ee-jeez?) (*Do you have Band-Aids?*)

Tem aspirina? (tang ah-spee-ree-nah?) (*Do you have aspirin?*)

Tem algo para a diarréia? (tang ah-ooh-goh pah-rah ah jee-ah-hay-ah?) (*Do you have something for diarrhea?*)

Here are some questions the pharmacist or doctor may ask you:

Dói? (doh-ee?) (*Does it hurt?*)

Onde dói? (ohn-jee doh-ee?) (*Where does it hurt?*)

Tem febre? (tang feh-bree?) (*Do you have a fever?*)

Tem náuseas? (tang nah-ooh-zee-ahz?) (*Are you nauseous?*)

É alérgico? (eh ah-leh-zhee-koh?) (*Are you allergic?*)

Tem alta pressão sanguínea? (tang ah-ooh-tah preh-sah-ooh sahn-gee-neh-ah?) (*Do you have high blood pressure?*)

Já foi operado? (zhah foh-ee oh-peh-rah-doh?) (*Have you ever had surgery?*)

Abra a boca, por favor. (ah-brah ah boh kah, poh fah-voh.) (*Open*

Tome esses comprimidos. (*toh-mee eh-seez kohm-pree-mee-dooz.*) (*Take these pills.*)

Handling injuries

Dealing with the misfortune of breaking a bone or suffering a medical emergency in Brazil works much like it probably does in your home country. You can take a taxi to a local **emergência** (*eh-meh-zhang-see-ah*) (*emergency room*), or you can call a three-digit number and request that an **ambulância** (*ahm-boo-lahn-see-ah*) (*ambulance*) be sent to pick you up. The emergency number in Brazil is 190.

Brazil's large cities have some very good **hospitais** (*oh-spee-tah-eez*) (*hospitals*). You can get the same good care there that you'd get in the best **hospitais** in the world. The **emergência** can no doubt be a little scary in small towns, especially the rural ones, but rest assured: You'll get the basic medical care you need.



If you're concerned about the hygenics in Brazil and the risk of contracting illnesses such as AIDS, keep in mind that Brazilian medical **pesquisas** (*pes-kee-zahs*) (*research*) and a **política** (*ah poh-lee-chee-kah*) (*politics*) regarding AIDS medicine is world-famous — in a good way. The AIDS rate in Brazil is much lower than in other developing countries, thanks to effective local campaigns. Also, local **cientistas** (*see-en-chees-tahs*) (*scientists*) figured out how to make patented AIDS-related drugs and began offering them despite protests from multinational **empresas farmacêuticas** (*em-preh-zahs fahr-mah-seh-ooch-chee-kahs*) (*pharmaceutical companies*).

Talking about your health problem

Whether you have a stomach virus or a broken leg, knowing what certain parts of the body are called in Portuguese is useful so you can more easily communicate with doctors in Brazil. I start with **a cabeça** (ah kah-beh-sah) (*the head*) and work my way down **o corpo** (ooh koh-poo) (*the body*):

- ✓ **cabelo** (kah-beh-loo) (*hair*)
- ✓ **sobrancelha** (soh-bran-sel-yah) (*eyebrow*)
- ✓ **olho** (ohl-yoh) (*eye*)
- ✓ **nariz** (nah-reez) (*nose*)
- ✓ **boca** (boh-kah) (*mouth*)
- ✓ **língua** (ling-gwah) (*tongue*)
- ✓ **dente** (dang-chee) (*tooth*)
- ✓ **orelha** (oh-rel-yah) (*ear*)
- ✓ **rosto** (hoh-stoo) (*face*)
- ✓ **pescoço** (peh-skoh-soo) (*neck*)
- ✓ **ombro** (ohm-broh) (*shoulder*)
- ✓ **costas** (koh-stahz) (*back*)
- ✓ **peito** (pay-too) (*chest*)
- ✓ **braço** (brah-soo) (*arm*)
- ✓ **pulso** (pool-soh) (*wrist*)
- ✓ **dedo** (deh-doo) (*finger*)
- ✓ **polegar** (poh-leh-gah) (*thumb*)
- ✓ **barriga** (bah-hee-gah) (*belly*)
- ✓ **quadril** (kwah-dreel) (*hip*)

- ✓ **nádega** (*nah-deh-gah*) (*bottom/cheek*)
- ✓ **perna** (*peh-nah*) (*leg*)
- ✓ **coxa** (*koh-shah*) (*thigh*)
- ✓ **joelho** (*zhoh-el-yoh*) (*knee*)
- ✓ **barriga da perna** (*bah-hee-gah dah peh-nah*) (*calf*)
- ✓ **tornozelo** (*toh-noh-zeh-loo*) (*ankle*)
- ✓ **pé** (*peh*) (*foot*)
- ✓ **dedo do pé** (*deh-doo doo peh*) (*toe*)

And here are the Portuguese words for some internal organs:

- ✓ **coração** (*koh-rah-sah-oooh*) (*heart*)
- ✓ **fígado** (*fee-gah-doo*) (*liver*)
- ✓ **intestinos** (*een-tehs-chee-nooz*) (*intestines*)
- ✓ **pulmões** (*pool-moh-eez*) (*lungs*)
- ✓ **sangue** (*sahn-gee*) (*blood*)

Talkin' the Talk



João (*zhoh-ah-oooh*) hurt his leg playing soccer. Here's the conversation he has with his doctor. (Track 33)

Doctor:

Tem dores na perna?

tang *doh-reez* nah *peh-nah*?

Your leg hurts?

João:

Sim, dói muito.

sing, doh-ee moh-ee-toh.

Doctor:

Vamos fazer uma radiografia.

vah-mohz fah-zeh ooh-mah hah-jee-oooh-grah-fee-ah.

We're going to do an X-ray.

João:

Acha que está quebrada?

ah-shah kee eh-stah keh-brah-dah?

Do you think it's broken?

Doctor:

Não sei ainda.

nah-oooh say ah-eeen-dah.

I don't know yet.

João:

Vai ter que dar anestesia?

vah-ee teh kee dah ah-neh-steh-zee-ah?

Are you going to have to give me anesthesia?

Doctor:

Não, não é preciso.

nah-oooh, nah-oooh eh preh-see-zoo.

No, that's not necessary.

Words to Know

uma radiografia	ooh-mah hah-jee- ooh-grah- <u>fee</u> -ah	X-ray
quebrada	keh- <u>brah</u> -dah	broken
ainda	ah- <u>een</u> -dah	yet/still
Vai ter que...?	<u>vah-ee</u> <u>teh</u> kee...?	Will you have to...?
dar	dah	to give
anestesia	ah-neh- <u>steh</u> -zee-ah	anesthesia
Não é preciso	<u>nah-oo</u> <u>eh</u> preh- <u>see</u> -zoo	That's not necessary



Brazil is supposedly the number-two country in the world, after the U.S., for **cirurgia plástica** (see-rooh-zhee-ah *plahs-chee-kah*) (*plastic surgery*). And Brazil's **cirurgiões** (see-rooh-zhoh-eez) (*surgeons*) are among the world's best. Because the cost per operation is comparatively low, some people say there's a significant plastic surgery tourism trade in Brazil.

Discussing Legal Problems

Most types of **atividades ilegais** (ah-chee-vee-dah-jeez ee-lay-gah-eez) (*illegal activities*) in Brazil are also illegal in other Western countries. But the enforcement and consequences of breaking a **lei** (ah lay) (*the law*) can differ. For instance, in Brazil, possession of marijuana is treated much more seriously than it is in much of the

West. Cultural norms are at play, too. For example, it's more normal for lawbreakers to pay off a police officer or customs agent in Brazil than in North America or Western Europe.



It's best to leave any borderline illegal activities — even speeding in your rental car — for when you're at home, where you understand the language perfectly and have familiar **recursos legais** (heh-koo-sohz leh-gah-eez) (*legal resources*) at hand.

Misunderstandings with the police can occur. If a situation is at all **séria** (seh-ree-ah) (*serious*), the first thing to do is contact the nearest consulate for your country. You may also need to contact an **advogado** (ahj-voh-gah-doo) (*lawyer*). In that case, be sure to ask for one who speaks English:

Tem um advogado que fala inglês? (*tang oong ahj-voh-gah-doh kee fah-lah een-glehz?*) (*Is there a lawyer who speaks English?*)

Aqui tem um consulado americano? (*ah-kee tang oong kohn-soo-lah-doh ah-meh-ree-kah-noh?*) (*Is there an American consulate here?*) **Note:** If you need to ask for another consulate, see [Chapter 6](#) for a list of nationalities.

Hopefully, you won't ever have to say or hear these phrases:

Quero fazer uma queixa. (*keh-roo fah-zeh ooh-mah kay-shah.*) (*I want to register a complaint.*)

Vamos ter que dar uma multa. (*vah-mohz teh kee dah ooh-mah mool-tah.*) (*We're going to have to give you a ticket.*)

Vamos te levar para a delegacia de polícia. (*vah-mohz chee leh-vah pah-rah ah deh-leh-gah-see-ah jee poh-lee-see-ah.*) (*We're going to take you to the police station.*)



You want to **evitar** (eh-vee-tah) (*avoid*) a visit to a **cadeia** (ah kah-day-ah) (*jail*) at all costs — jails in Brazil are notoriously overcrowded, scary places.



Fun & Games

Your Brazilian friend **Caio** (*kah-ee-oh*) is such a flirt! He recently took up surfing to impress his new girlfriend. The thing is, Caio is going to wipe out just hours from now and you'll accompany him to the doctor to explain what happened. Try to identify the Portuguese words for Caio's body parts that get injured in his surfing accident.

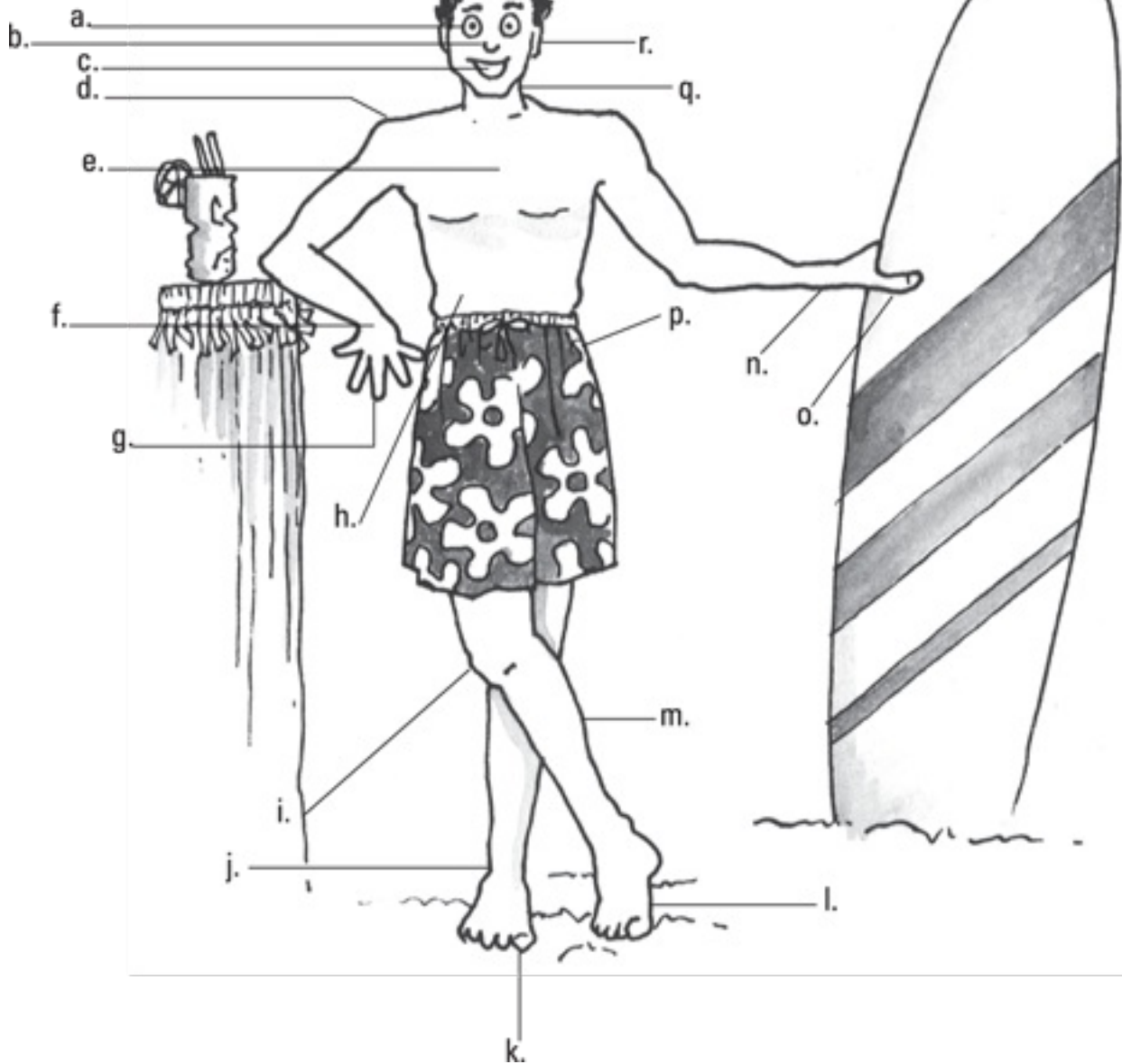


Illustration by Elizabeth Kurtzman

Flip to [Appendix D](#) for the answers. Don't worry, Caio's going to be fine; his ego took the hardest hit!



Part IV

The Part of Tens

The 5th Wave

By Rich Tennant



“...and remember, no more Portuguese tongue twisters until you know the language better.”

In this part . . .

If you're looking for quick and easy-to-digest bits of information about Portuguese, then this part is for you. Here, you can discover ten ways to learn the Portuguese language quickly and even pick up some Portuguese slang. I also point out a few phrases that can make you sound fluent. Easy peasy.

Chapter 18

Ten Ways to Pick Up Portuguese Quickly

In This Chapter

- ▶ Practicing Portuguese in Brazil
- ▶ Meeting Brazilians in your hometown
- ▶ Going online for real-world exposure to Portuguese
- ▶ Checking out Brazilian media and entertainment
- ▶ Taking a language class and practicing aloud

The real fun of learning Portuguese comes when you put down this book and listen to some Brazilians talk. Even if you can't find any Brazilians or other Portuguese-speaking people near you, you have options for immersing yourself in this language. Here are some ideas.

Go to Brazil!

The absolute best way to learn Portuguese, or any language, is to spend time in a country where the people speak it. Brazil is a particularly great place to learn a new language because locals are unbelievably friendly. Another bonus is the fact that most Brazilians don't speak English fluently, which means you'll be immersed in Portuguese.

You can practice what you've learned with waiters, people in shops, and new friends. They'll probably speak a little English, and you'll speak a little Portuguese. That's the perfect language-learning situation — you can both have fun teaching each other some words.

Find Brazilians (Or Other Portuguese Speakers) Near You

To find out whether you're in a Brazilian-immigration hot spot, look online for authentic Brazilian restaurants, Brazilian shops, or Brazilian live music in your area. If you get a hit, check it out. Ask one of the Brazilian workers (using a few Portuguese words if you can) where Brazilians in your area hang out. Or just make friends at the restaurant or venue. You can also try putting the name of your hometown in the search box of Brazil's Google site (www.google.com.br) and see what comes up.

Many Brazilians in the United States live on the East Coast — in Miami, New York City, New Jersey, and near Boston. San Francisco also has a sizeable Brazilian community. You're in luck if you live near one of these places, but don't worry if you don't. There are plenty of other ways to meet Brazilians.



If you're a sporty person, consider trying to meet people at a **capoeira** (kah-poh-ey-rah) (*Brazilian martial art/dance form*) class. It's very trendy at the moment, and most major U.S. cities have classes.

You can also investigate whether your area is home to a Portuguese-

Free ebooks => www.Ebook777.com
speaking community from Portugal. (Newark's Ironbound District in New Jersey is one). The accent is different, but any exposure to the Portuguese language helps. Besides, written Portuguese (think restaurant menus) in Portugal and Brazil is nearly the same.

Date a Brazilian

This option isn't for everyone, of course. But if you do find a place where Brazilians hang out in your hometown and you're single, it's not a bad idea at all! Brazilians are a very affectionate and fun-to-date bunch. Plus, a sweetheart is sure to be more patient with your choppy sentences and questions about Portuguese than any formal teacher.

Read the News in Portuguese

Your brain is constantly absorbing new information in ways that you don't even realize. By reading news in Portuguese, you can familiarize yourself with the way Portuguese looks and the patterns its words make.

If you enjoy reading, consider browsing the day's top news online. First read a story in an English-language newspaper to get the facts. Then log on to a Brazilian newspaper's website and read the same story in Portuguese. It'll be easier to follow if you already know the context and most of the details, and it's okay if you don't recognize many of the words. I guarantee you'll notice a few words that look like English, and you may understand a few more given the context. Hopefully, you'll recognize other words that you pick up from this

book.

Free ebooks ==> www.Ebook777.com

The biggest newspapers in Brazil are *O Globo* (www.globo.com) in Rio, the politically left-leaning *Folha de São Paulo* (www.folha.uol.com.br), and the politically right-leaning *O Estado de São Paulo* (www.estadao.com.br). You can also check out *BBC Brasil* (www.bbc.co.uk/portuguese/).

Check Out Brazilian Websites

To research any topic in Brazilian Portuguese, go to Google Brazil (www.google.com.br). **Pesquisa** (pes-kee-zah) means *Search*. The button next to **Pesquisa** Google — **Estou com sorte** — means *I'm feeling lucky*. If you choose that, the search engine automatically takes you to the first page your search hits.

Enter search terms on Brazilian Google in either Portuguese or English. Consider using words related to a hobby, such as NASCAR or knitting. If an English-language site comes up, ignore it and find one in Portuguese. But don't stress out when you see a ton of words you don't know. Your curiosity is your best learning aid. As you expose yourself to Portuguese, you're taking steps toward improved understanding.

Here are some of Brazil's most popular sites and stores. Visit them to find out about Brazilian culture and pick up a few new words:

- ✓ **Mercado Livre** (www.mercadolivre.com.br): Brazil's version of eBay
- ✓ **Pão de Açúcar** (www.paodeacucar.com.br): Supermarket goods
- ✓ **Submarino** (www.submarino.com.br): Brazil's answer to

www.Ebook777.com

✓ **UOL** (www.uol.com.br): A popular online portal

Tourism sites are great, too, because they often have versions of the same text in English and Portuguese. Check out www.turismo.gov.br for general tourism information about Brazil. You can switch the language to English by clicking on the icon of the American flag in the upper-right corner of the screen.

Listen to Brazilian Music

Absorb the sound of Brazilian Portuguese through music. Take a look at the lyrics, too, if they're included with the CD or available online.

Brazil has many musical genres. The most famous are **Bossa Nova** (*boh-sah noh-vah*), lyrical music set to a moderate tempo from the 1960s; **Música Popular Brasileira (MPB)** (*moo-zee-kah poh-poo-lah brah-zee-lay-rah [eh-mee peh beh]*), which is mostly acoustic guitar and singing; **pagode** (*pah-goh-jee*), a fun genre with a light beat; **samba** (*sahm-bah*), call-and-response music with a medium beat; **chorinho** (*shoh-ring-yoh*), the precursor to **samba**, from the 1920s; and **axé** (*ah-sheh*), ultra-fast music that's typical of **Carnaval** (*kah-nah-vah-oooh*) in **Salvador** (*sah-oooh-vah-doh*).

Here are some popular Brazilian musical artists:

✓ Caetano Veloso (MPB)

✓ DJ Marky (hard electronic)

✓ DJ Patife (electronic)

✓ Elis Regina (Bossa Nova/MPB)

- ✓ Gal Costa (MPB)
- ✓ Gilberto Gil (MPB)
- ✓ Ivete Sangalo (axé)
- ✓ Jorge Ben Jor (MPB/funk)
- ✓ Marcelo D2 (rap)
- ✓ Marisa Monte (MPB)
- ✓ Revelação (pagode)
- ✓ Tim Maia (funk)
- ✓ Vinicius de Moraes (Bossa Nova)
- ✓ Zeca Pagodinho (samba/pagode)

Rent a Brazilian Movie

Watching a Brazilian movie is a great way to learn about Brazilian culture and pick up some new words at the same time. Pick a movie with English subtitles so you can absorb the new sounds as you read the translation in English.

Here are some famous Brazilian movies:

- ✓ *Bye, Bye Brasil* (*Bye Bye Brazil*), 1979
- ✓ *Carandirú* (*Carandiru*), 2003
- ✓ *Central do Brasil* (*Central Station*), 1998
- ✓ *Cidade de Deus* (*City of God*), 2002
- ✓ *Deus É Brasileiro* (*God is Brazilian*), 2003

- Free ebooks => www.Ebook777.com
- ✓ *Eu, Tu, Eles* (*Me, You, Them*), 2000
 - ✓ *Ônibus 174* (*Bus 174*), 2002
 - ✓ *Orfeu Negro* (*Black Orpheus*), 1959
 - ✓ *Pixote* (the movie has the same title in English), 1981

Watch Globo

Order **Rede Globo** (*heh-jee gloh-boo*) (*Globo Network*), Brazil's best-known TV station, and check out Brazilian **novelas** (*noh-veh-lahs*) (*soap operas*). This is an excellent way to learn about Brazilian culture!

To find out which local cable or satellite company you can contact to get **Rede Globo**, visit the station's website

(tvglobointernacional.globo.com/index.aspx) and click on **Assine o Canal**, which means *Sign up to get the Channel*. Select your region of the world from a drop-down menu to see a list of local partners you can contact to buy access to the channel. In the U.S., the list shows more than a dozen partners.

Take a Portuguese Language Class

If you can't make it to Brazil, the next best thing may be to take a Portuguese class near you. Make sure the teacher is a Brazilian if you're serious about learning Portuguese from Brazil and not Portuguese from Portugal. The accent and many common words are different.

“Say It Again, João!”

Talk to yourself on the street. If people think you're crazy, that's okay. Repetition is the only way to get new words to stick in your brain. Repeat words from this book and say them out loud whenever you feel like it.

I talked to myself on the streets of Brazil, attempting to get that nasal sound so I could fake being a real Brazilian for a minute while I was alone. I found practicing my accent easier that way, because I'd get embarrassed trying to replicate all the new sounds in front of other people.

Chapter 19

Ten Common Portuguese Slang Words

In This Chapter

- ▶ Getting familiar with common Brazilian words
- ▶ Using words that make you sound fluent

Brazilians use the words in this chapter on a day-to-day basis. It's okay if you don't feel comfortable talking in slang yet; just being able to recognize **gíria** (*zhee-ree-ah*) (*slang*) when you hear it is enough fun.

Brega/Cafona

Maybe it's just me, but when I first got to Brazil, I found myself wanting to say *cheesy* in Portuguese. I discovered that Brazilians use two different words to express the concept. **Brega** (*breh-gah*) tends to mean *cheesy*, while **cafona** (*kah-foh-nah*) is more like *tacky*:

Essa música é muito brega. (*eh-sah moo-zee-kah eh moh-ee-toh breh-gah.*) (*This music is really cheesy.*)

Viu o vestido dela? Que cafona! (*vee-oooh ooh ves-chee-doo deh-lah? kee kah-foh-nah!*) (*Did you see her dress? How tacky!*)

Cara

Cara (*kah-rah*) means *guy*. Practice using this word with these examples:

Quem é aquele cara? (*kang eh ah-keh-lee kah-rah?*) (*Who is that guy?*)

Lembra daquele cara? (*lehm-brah dah-keh-lee kah-rah?*) (*Do you remember that guy?*)

Chato

This word is my personal favorite. What's interesting about **chato** (*shah-toh*) is that it doesn't have a precise translation in English. It means *boring*, *annoying*, or *lame*, depending on the context. Here are some examples of how to use this great word:

Aquele filme é muito chato. (*ah-keh-lee fee-oooh-mee eh moh-ee-toh shah-toh.*) (*That movie is really boring.*)

Que chato! (*kee shah-toh!*) (*How lame!*)

Chique

Chique (*shee-kee*) is a fun word. It's the Brazilianized version of the French word *chic*. You can use **chique** in place of the words **sofisticado** (*soh-fees-chee-kah-doh*) (*sophisticated*) and **glamuroso**

(glah-moo-roh-zoo) (*glamorous*). Here are two examples:

Que chique! (kee *shee-kee!*) (*How glamorous!*)

O restaurante é muito chique. (ooh heh-stah-ooh-*rahn-chee* eh moh-*ee-toh shee-kee.*) (*It's a really nice restaurant.*)

Esperto

Esperto (eh-*speh-too*) is a funny word because it looks like the word *expert* in English, and its meaning in Portuguese is very similar. Brazilians use it to say that a person (or even an animal) is smart, street smart, or really good at something. Here's how it's used in conversation:

Ele é muito esperto. (eh-lee eh moh-*ee-toh eh-speh-too.*) (*He's really smart/street smart.*)

Os golfinhos são muito espertos. (oohz goh-ooh-*feen-yohz sah-ooh* moh-*ee-toh eh-speh-too.*) (*Dolphins are really smart.*)

Ela é muito esperta em matemática. (eh-lah eh moh-*ee-toh eh-speh-tah* ang maht-*mah-chee-kah.*) (*She's really good at math.*)

Gato and Gata

If a man is good-looking, Brazilians call him a **gato** (*gah-toh*). A **gata** (*gah-tah*) is the Brazilian reference to a beautiful woman. **Gato** and **gata** literally mean *cat*. Both words also mean *sexy*. You may hear these words used as follows:

Ele é um gato. (*eh-lee eh oong gah-toh.*) (*He's gorgeous.*)

Que gata! (*kee gah-tah!*) (*What a sexy woman!*)

Grana

Grana (*grah-nah*) is slang for *money*. It's like saying *dough* in English. Brazilians sometimes complain about their lack of **grana**. Here are some common ways to use the word:

Eu estou sem grana. (*eh-oooh eh-stoh sang grah-nah.*) (*I don't have any money.*)

Tem grana para me emprestar? (*tang grah-nah pah-rah mee em-preh-stah?*) (*Do you have some money you can lend me?*)

The real word for *money* in Portuguese is **dinheiro** (*jing-yay-roh*).

Legal

Legal (*lay-gow*) is a super-useful word. It's the equivalent of the English slang term *cool*. **Legal** actually translates to *legal* in English, as in *following the law*. It's use in Portuguese is like shouting "Legal!" in English instead of saying "Cool!" Here are a couple examples of how you're likely to hear the expression in Portuguese:

Que legal! (*kee lay-gow!*) (*How cool!*)

Muito legal! (*moh-ee-toh lay-gow!*) (*Very cool!*)

Pinga

Pinga (*ping-gah*) is slang for **cachaça** (*kah-shah-sah*) — Brazil's most famous alcoholic spirit. It's made from sugar cane and tastes like tequila. Some of the best **pinga** is made in the state of Minas Gerais. **Pinga** is also used to make **caipirinhas** (*kah-ee-pee-reen-yahs*), Brazil's national drink that's made by grinding lime and sugar in a mortar and pestle and then pouring the mixture over ice and **pinga**.

Here are some sentences using **pinga**:

Um copinho de pinga, por favor. (*oong koh-ping-yoh jee ping-gah, poh-fah-voh.*) (*A small glass of cachaça, please.*)

Que marcas de pinga tem aí? (*kee mah-kahz jee ping-gah tang ah-ee?*) (*What brands of cachaça do you have?*)

Pinga com mel (*ping-gah koh-oong meh-oooh*) (*pinga with honey*) is very popular. In some places, you can also find **pinga** that has been distilled with figs and other fruits.

Valeu

Valeu (*vah-leh-oooh*) is an informal way of saying *Thanks* — instead of saying **obrigado** (*oh-bree-gah-doh*) if you're a guy or **obrigada** (*oh-bree-gah-dah*) if you're a woman. It's like saying *Thanks, man* in English.

Valeu is most often used alone, but it can be part of a sentence:

Valeu pela dica! (*vah-leh-oooh peh-lah jee-kah!*) (*Thanks for the*

Free ebooks ==> www.Ebook777.com
information/tip!)

Valeu pela carona! (*vah-leh-oooh peh-lah kah-roh-nah!*) (*Thanks for the ride!*)

Chapter 20

Ten (Plus One) Terms That Make You Sound Fluent

In This Chapter

- ▶ Finding out how Brazilian Portuguese really sounds
- ▶ Using filler words and phonetic abbreviations that distinguish the way Brazilians speak

People often say that Brazilian Portuguese is lyrical. The words in this chapter show you some of the nuts and bolts that give this language its sound. Some are filler words — comparable to the English “like,” which adds no meaning to the sentence. Others are the shortened versions of words that Brazilians use.

No need to get worked up about this stuff. It’s just here to help you recognize the words when you hear them. And if you’re feeling spry, use them to sound fluent in Brazilian Portuguese.

Né?

Brazilians probably say **Né?** (neh?) more often than any other word. It means *Right?* They stick it at the end of sentences all the time:

Você vai para o aeroporto amanhã, né? (voh-seh vah-ee pah-rah ooh ah-eh-roh-poh-too ah-mahn-yah, neh?) (*You’re going to the*

You may also hear **né** in the middle of sentences, where it doesn't really have any use or meaning:

Eu vi o meu amigo, né, e depois não lembro mais nada. (*eh-oooh vee ooh meh-oooh ah-mee-goh, neh, ee deh-poh-eez nah-oooh lehm-broh mah-eez nah-dah.*) (*I saw my friend, right, and then I don't remember anything else.*)

Né is the short way of saying **não é?** (*nah-oooh eh?*) (Literally: *Is it not?*).

Tá

You know when you're listening to someone talking on the phone, and you hear them say *Oh . . . Yeah . . . Right . . . Uh-huh . . . ?* Well, **tá** (*tah*) is the Brazilian equivalent of these words. If someone's giving you directions on how to get somewhere, for example, you can repeat **Tá . . . Tá . . . Tá . . .** to indicate that you're understanding what he's saying.

Tá is the short way of saying **Está** (*eh-stah*) (*It is*).

Ah é?

Ah é? (*ah eh?*) is one of a few ways to say *Really?* It's also another of those phone conversation fillers. You can use it to say *Really?* to convey interest in what someone is saying or as a way to let your

friend know that you haven't fallen asleep. [Free ebooks => www.Ebook777.com](http://www.Ebook777.com)

My friend Jenny, an American who lived in Bahia state, said **Ah é?** was one of the first phrases she learned to say in Brazil.

Então

Então (eh-tah-oooh) (*so/then*) is a major conversation filler in Brazil. People often say **então** to change the subject to something more interesting when there's a lull in a conversation. It also can be used to simply say *so* or *then*.

Sabe?

Here's a case in which the use of a word in Portuguese is exactly the same as in English. A Brazilian saying **Sabe?** (*sah-bee?*) is the equivalent of weaving in the phrase *You know?* throughout a conversation.

Imagine two people talking on the phone. Person A is telling a story to Person B. Person A says **Sabe?** about every 20 seconds as they talk. What does Person B say? (See previous entries for clues): **Tá . . . Ah é? . . . Tá . . .** and so on.

Meio

Meio (*may-o*) (*sort of*) is an easy term for you to practice and use to wow native speakers. Just remember that the pronunciation sounds like *mayo* in English. Yes, the short way of saying *mayonnaise*.

Use **meio** when you'd say *sort of*:

Ele é meio alto. (*eh-lee eh may-oh ah-oooh-toh-oooh.*) (*He's sort of tall.*)

O vestido parece meio asiático. (*oooh ves-chee-doo pah-reh-see may-oh ah-zee-ah-chee-koh.*) (*The dress looks sort of Asian.*)

Ou seja/E tal

These two phrases are pure fillers. **Ou seja** (*oooh seh-zhah*) means *in other words* but is often used to gain a few seconds to gather thoughts. And **e tal** (*ee tah-oooh*) means *etc.* or *and stuff like that* or *and everything*.

I found this example of **e tal** on Google (www.google.com.br):

O livro é sobre dragões e tal. (*oooh leev-roh eh sob-ree drah-goh-eez ee tah-oooh.*) (*The book is about dragons and stuff like that.*)

Cê Instead of Você

Here's an important one. People often shorten **você** (*voh-seh*) (*you*) to what sounds like **cê** (*seh*) when they speak. Instead of **Você entendeu?** **Você vai agora?** or **Você é da onde?**, they say the following:

✔ **Cê entendeu?** (*seh en-ten-deh-oooh?*) (*Did you understand?*)

Free ebooks ==> www.Ebook777.com
✓ **Cê vai agora?** (seh vah-ee ah-goh-rah?) (*Are you leaving now?*)

✓ **Cê é da onde?** (seh eh dah ohn-jee?) (*Where are you from?*)

A gente

It's common for people to say **a gente** (ah jang-chee) instead of **nós** (nohz) to mean *we* or *us*. **A gente** literally means *the people*. At first, I felt strange calling myself and my friends *the people* — as if I were talking about a group of people I didn't know — but it gets more comfortable.



A gente is singular, so it's conjugated like **ele/ela** (eh-lee/eh-lah) (*he/she*) instead of like **nós**:

A gente não é daqui. (ah jang-chee nah-oooh eh dah-kee.) (*We're not from around here.*)

A gente trabalha muito. (ah jang-chee trah-bahl-yah moh-ee-toh.) (*We work a lot.*)

For more on verb conjugations, see [Chapter 2](#).

Pra

Para (pah-rah) means *for* or *in order to*. Sometimes Brazilians pronounce **para** as **pra** (prah):

Vai pra praia? (vah-ee prah prah-eeh-ah?) (*Are you going to the*
www.Ebook777.com

Pra fazer o que? (prah fah-zeh ooh keh?) (*To do what?*)

Tô

Estou (eh-stoh) (*I am*) is often shortened to **tô**, both in speech and e-mails. Following are a couple examples:

Tô com fome. (toh koh-oong foh-mee.) (*I'm hungry.*)

Hoje tô feliz. (oh-zhee toh feh-leez.) (*Today I'm happy.*)

Part V

Appendixes

The 5th Wave

By Rich Tennant

© RICH TENNANT



"My wife and I are taking the course together. I figure I only have to learn half as much, since she finishes all of my sentences anyway."

In this part . . .

This part of the book is a handy reference guide. Find verb conjugation tables for the most common Brazilian Portuguese verbs along with two — count em . . . two! — mini-dictionaries. One translates words from English to Portuguese and the other from Portuguese to English. This part also includes the answers you’ve been hoping to find to tell you, at last, whether you got it right when doing the Fun & Games activities. Finally, a listing of the tracks that appear on the audio CD that comes with this book (the disc is on the inside part of the last page) is printed in this part as well. Listen and follow the dialogues throughout the book that are marked with a “Play This!” icon.

Free ebooks ==> www.Ebook777.com

Portuguese-English Mini-Dictionary

A

a pé (ah *peh*): by foot

abacate (ah-bah-*koch*) m: avocado

abacaxi (ah-bah-kah-*shee*) m: pineapple

abadá (ah-bah-*dah*) m: shirt for a Carnival group performance

abraço (ah-*brah*-soo) m: hug

abril (ah-*bree*-ooh) April

abrir (ah-*bree*): to open

ação (ah-*sah*-ooh) m: share (as in a share of stock)

advogada (ahj-voh-*gah*-dah) f: lawyer (female)

advogado (ahj-voh-*gah*-doo) m: lawyer (male)

agência (ah-*zhang*-see-ah) f: agency

agora (ah-*goh*-rah): now

agosto (ah-*goh*-stoo): August

água (ah-*gwah*) f: water

água de coco (ah-*gwah* jee *koh*-koh) f: coconut water

ajuda (ah-*zhoo*-dah) f: help

alface (ah-*ooh*-*fah*-see) m: lettuce

algum (ah-*ooh*-*goong*): some

alho (*ahl-yoh*) m: garlic

almoço (*ah-oooh-moh-soo*) m: lunch

alto (*ah-oooh-too*): tall

amanhã (*ah-mahng-yah*): tomorrow

amarelo (*ah-mah-reh-loo*): yellow

andar (*ahn-dah*) m: floor (of a building); to walk

antigo (*ahn-chee-goo*): old

apimentado (*ah-pee-men-tah-doo*): spicy

areia (*ah-ray-ah*) f: sand

arroz (*ah-hohz*) m: rice

árvore (*ah-voh-ree*) f: tree

ator (*ah-toh*) m: actor

avenida (*ah-veh-nee-dah*) f: avenue

avião (*ah-vee-ah-oooh*) m: airplane

avô (*ah-vah*) m: grandpa

avó (*ah-voh*) f: grandma

axé (*ah-sheh*): type of music

azul (*ah-zoo*): blue

B

bairro (*bah-ee-hoo*) m: neighborhood

banana (*bah-nah-nah*) f: banana

banco (*bahn-koo*) m: bank

banheiro (bahn-yay-roh) m: bathroom

barato (bah-rah-too): cheap

barco (bah-koo) m: boat

barriga (bah-hee-gah) f: belly

bastante (bah-stahn-chee): a lot

beijo (bay-zhoo) m: kiss

bicicleta (bee-see-kleh-tah) f: bicycle

bilhete (beel-yeh-chee) m: ticket (as in theater/lottery)

bilheteria (beel-yeh-teh-ree-ah) f: ticket office

biquini (bee-kee-nee) m: bikini

blusa (bloo-zah) f: shirt (female)

boate (boh-ah-chee) f: nightclub

boca (boh-kah) f: mouth

bom (bohng): good

bonecos (boo-neh-kooz) m: dolls

braço (brah-soo) m: arm

branco (brahn-koh): white

C

cabeça (kah-beh-sah) f: head

cabelo (kah-beh-loo) m: hair

cadeira (kah-day-rah) f: chair

cadeira de praia (kah-day-rah jee *prah*-ee-ah) f: beach lounge chair

café (*kah-feh*) m: coffee or a café

café da manhã (*kah-feh dah mahn-yah*) m: breakfast

caixa automático (*kah-ee-shah ah-ooH-toh-mah-chee-koo*) m: ATM

calças (*kah-ooH-sahz*) f: pants

cama (*kah-mah*) f: bed

camarão (*kah-mah-rah-ooH*) m: shrimp

câmera (*kah-meh-rah*) f: camera

caminho (*kah-meen-yoo*) m: road/path

camisa (*kah-mee-zah*): f: shirt (for a male)

camiseta (*kah-mee-zeh-tah*) f: T-shirt

canção (*kahn-sah-ooH*) f: song

cancelar (*kahn-seh-lah*): to cancel

carne (*kah-nee*) f: beef

caro (*kah-roo*): expensive

carro (*kah-hoo*) m: car

casa (*kah-zah*) f: house

casaco (*kah-zah-koo*) m: jacket

cebola (*seh-boh-lah*) f: onion

cem (*sang*): one hundred

cerveja (*seh-veh-zhah*) f: beer

chapéu (*shah-peh-ooH*) m: hat

chinelos (*shee-neh-lohs*) m: flip-flops

chocolate (*shoh-koh-lah-chee*) m: chocolate

chuva (*shoo-vah*) f: rain

cidade (see-dah-jee) f: city

cinco (sing-koh): five

cinema (see-neh-mah) m: movie theater

claro (klah-roo): light (in color); the expression “of course”

coco (koh-koh) m: coconut

coisa (koy-zah) f: thing

colher (kool-yeh) m: spoon

com (kohng): with

comida (koh-mee-dah) f: food

computador (kohm-poo-tah-doh) m: computer

conta (kohn-tah) f: bill (at a restaurant); bank account

contente (kohn-ten-chee): happy

copo (koh-poo) m: glass (cup)

cozinha (koh-zeen-yah) f: kitchen

custar (koo-stah): to cost

D

data (dah-tah) f: date

dedo (deh-doo) m: finger

dedo do pé (deh-doo doo *peh*) m: toe

dela (deh-lah): her

dele (deh-lee): his

deles (deh-leez): their

dente (*den-chee*) m: tooth

dentista (*den-chee-stah*) m/f: dentist (male or female)

desempenho (*des-em-pen-yoh*) m: performance (of a company)

devagar (*deh-vah-gah*): slowly

dez (*dez*): ten

dezembro (*deh-zem-broo*): December

dia (*jee-ah*) m: day

difícil (*jee-fee-see-oooh*): difficult

dinheiro (*jing-yay-roo*) m: money

direção (*jee-reh-sah-oooh*) f: direction

direita (*jee-ray-tah*): right (as in physical location, such as “to the right”)

divertido (*jee-veh-chee-doo*): fun

dividendo (*dee-vee-den-doh*) m: dividend

doce (*doh-see*): sweet

dois (*doh-eez*): two

domingo (*doo-ming-goo*) m: Sunday

dor (*doh*) f: pain

E

e (*ee*): and

encontrar (*en-kohn-trah*): to find; to meet

escuro (*eh-skoo-roo*): dark

escutar (*es-koo-tah*): to listen

especial (eh-speh-see-ah-oooh): special

espinafre (es-pee-nah-free) m: spinach

esquerda (es-keh-dah): left

esquina (es-kee-nah) f: corner

estação (es-tah-sah-oooh) f: station

estado (eh-stah-doo) m: state

estádio (es-stah-jee-oh) m: stadium

estar (es-stah): to be (permanent state)

experimental (eh-speh-ree-men-tah): to try

exposição de arte (eks-poh-zee-sah-oooh jee ah-chee) f: art exhibition

F

faca (fah-kah) f: knife

fácil (fah-see-oooh): easy

falar (fah-lah): to speak

farmácia (fah-mah-see-ah) f: drugstore

farol (fah-roh-oooh) m: lighthouse

febre (feh-bree) f: fever

fechar (feh-shah): to close

feijão (fay-zhah-oooh) m: beans

feliz (feh-lees): happy

feio (fay-oooh): ugly

festa (fehs-tah) f: party

fevereiro (feh-veh-ray-ron): February

filha (feel-yah) f: daughter

filho (feel-yoo) m: son

flor (floh) f: flower

fome (foh-mee) f: hunger

foto (foh-too) f: photo

frango (frahn-goo) m: chicken

frevo (freh-voo) m: type of music

fruta (froo-tah) f: fruit

G

garota (gah-roh-tah) f: girl

garoto (gah-roh-too) m: boy

gato (gah-too) m: cat

gerente (zheh-rang-chee) m/f: manager

goiaba (goy-ah-bah) f: guava

gostar (goh-stah): to like

grana (grah-nah) f: money (slang)

grande (grahn-jee): big

guia (gee-ah) m/f: guide

H

hoje (oh-zhee): today www.Ebook777.com

homem (*oh-mang*) m: man

hora (*oh-rah*) f: hour

I

identificação (*ee-den-chee-fee-kah-sah-oo*) f: identification

idioma (*ee-jee-oh-mah*) m: language

ilha (*eel-yah*) f: island

imigração (*ee-mee-grah-sah-oo*) f: immigration

impostos (*eem-pohs-tohs*) m: taxes

imprimir (*eem-pree-meeh*): to print out

inteligente (*een-tehl-ee-zhang-chee*): intelligent (male or female)

irmã (*ee-mah*) f: sister

irmão (*ee-mah-oo*) m: brother

J

janeiro (*zhah-nay-roo*): January

jangada (*zhan-gah-dah*) f: sailboat

jantar (*zhahn-tah*) m: dinner/to have dinner

jardim (*zhah-jing*) m: garden

joelho (*zhoh-el-yoh*) m: knee

jovem (*zhoh-vang*): young

julho (*zhool-yoh*): July

junho (*zhoon-yoh*): June

L

- legal** (*lay-gow*): cool (excellent)/legal
- leite** (*lay-chee*) m: milk
- leste** (*les-chee*): east
- ligar** (*lee-gah*): to call
- limão** (*lee-mah-ooh*) m: lime
- limpar** (*leem-pah*): to clean
- lindo** (*leen-doh*) handsome/beautiful
- língua** (*ling-gwah*) f: language or tongue
- livro** (*leev-roo*) m: book
- longe** (*lohn-zhee*): far away
- lua** (*loo-ah*) f: moon
- lucro** (*loo-kroh*) m: profit

M

- maçã** (*mah-sah*) f: apple
- mãe** (*mah-ee*) f: mother
- mão** (*mah-ooh*) f: hand
- maio** (*my-oh*): May
- mais** (*mah-eez*): more
- manga** (*mahn-gah*) f: mango; sleeve
- manhã** (*mahn-yah*) f: morning

mapa (*mah-pah*) m: map

mar (*mah*) m: ocean

maracatu (*mah-rah-kah-too*) f: type of music

março (*mah-soo*): March

mariscos (*mah-rees-kooz*) m: shellfish

marróm (*mah-hohng*): brown

médico (*meh-jee-koo*) m: doctor (male)

médica (*meh-jee-kah*) f: doctor (female)

melhor (*mel-yoh*): better

menina (*meh-nee-nah*) f: girl

menino (*meh-nee-noo*) m: boy

menos (*meh-nooz*): less

mesa (*meh-zah*) f: table

metrô (*meh-troh*) m: subway

minuto (*mee-noo-too*) m: minute

moeda (*moh-eh-dah*) f: coin

morar (*moh-rah*): to live

muito (*moh-ee-toh*): a lot

mulher (*mool-yeh*) f: woman

museu (*moo-zeh-oo*) m: museum

música (*moo-zee-kah*) f: music

N

não (*nah-oooh*): no

nariz (*nah-reez*) m: nose

neta (*neh-tah*) f: granddaughter

neto (*neh-too*) m: grandson

noite (*noh-ee-chee*) f: night

norte (*noh-chee*) m: north

nota (*noh-tah*) f: bill (as in dollar)

nove (*noh-vee*): nine

novela (*noh-veh-lah*) f: soap opera

novembro (*noo-veem-broo*): November

número (*noo-meh-roh*) m: number

O

óculos de sol (*oh-koo-lohs jee soh-oooh*) m: sunglasses

oeste (*oh-es-chee*) m: west

ombro (*ohm-broh*) m: shoulder

oi (*oh-ee*): hello

oito (*oh-ee-toh*): eight

olho (*ohl-yoo*) m: eye

ônibus (*oh-nee-boos*) m: bus

orelha (*oh-rel-yah*) f: ear

organizado (*ohr-gahn-ee-zah-doh*) organized

ou (*oooh*): or

ouro (*oh-roo*) m: gold

outro (*oh-trooh*): another

outubro (*ooh-too-broo*): October

ovo (*oh-voo*) m: egg

P

pagar (*pah-gah*): to pay

pai (*pah-ee*) m: father

país (*pah-eez*) m: country

pão (*pah-oooh*) m: bread

para (*pah-rah*): for/in order to

passaporte (*pah-sah-poh-chee*) m: passport

pé (*peh*) m: foot

peito (*pay-too*) m: chest; breast

peixe (*pay-shee*) m: fish

pequeno (*peh-keh-noo*): small

perguntar (*peh-goon-tah*): to ask

perna (*peh-nah*) f: leg

perto (*peh-too*): near

pescoço (*pes-koh-soo*) m: neck

pessoa (*peh-soh-ah*) f: person

pior (*pee-oh*): worse

pipoca (*pee-poh-kah*) f: popcorn

piscina (*pee-see-nah*) f: pool

polegar (*poh-leh-gah*) m: thumb

porta (*poh-tah*) f: door

portão (*pohr-tah-oo*) m: entrance gate (to a stadium)

pouco (*poh-koo*): little

praça (*prah-sah*) f: plaza/square

praia (*prah-ee-ah*) f: beach

preço (*preh-soo*) m: price

preto (*preh-too*): black

prima (*pree-mah*) f: female cousin

primeiro (*pree-may-doo*): first

primo (*pree-moo*) m: male cousin

protetor solar (*proh-teh-toh soh-lah*) m: sunscreen

pulso (*pool-soh*) m: wrist

Q

quadril (*kwah-dreel*) m: hip

quando (*kwahn-doo*): when

quanto (*kwahn-too*): how much

quarta-feira (*kwah-tah fay-rah*) f: Wednesday

quarto (*kwah-toh*) m: room or bedroom

quatro (*kwah-troo*): four

que (*kee*): what

quem (kang): who

quinta-feira (*keen-tah fay-rah*) f: Thursday

quiosque (*kee-ah-skee*): concession stand

R

rápido (*hah-pee-doo*): fast

receita (*heh-say-tah*) f: revenue; recipe

recibo (*heh-see-boo*) m: receipt

remédio (*heh-meh-jee-oh*) m: medicine

reservar (*heh-seh-vah*): to reserve

restaurante (*heh-stah-oooh-rah-n-chee*) m: restaurant

retirar (*heh-chee-rah*): to withdraw (money)

reunião (*hay-oooh-nee-ah-oooh*) f: meeting

rio (*hee-oooh*) m: river

rosa (*hoh-zah*): pink

rosto (*hoh-stroo*) m: face

rua (*hoo-ah*) f: street

ruim (*hoo-eeng*): bad

S

sábado (*sah-bah-doo*) m: Saturday

saia (*sah-ee-ah*) f: skirt

sala de estar (*sah-lah jee eh-stah*) f: living room

sala de jantar (*sah-lah-jee zhahn-tah*) f: dining room

salada (*sah-lah-dah*) f: salad

samba (*sahm-bah*) m: type of dance

sambódromo (*sahm-boh-droh-moo*) m: sambodrome

sangue (*sahn-gee*) m: blood

sapatos: shoes (*sah-pah-tohs*) m

segunda-feira (*seh-goon-dah fay-rah*) f: Monday

seis (*say-eez*): six

semana (*seh-mah-nah*) f: week

senhor (*seen-yoh*) m: Mr./older man

senhora (*seen-yoh-rah*) f: Mrs./older woman

sete (*seh-chee*): seven

setembro (*seh-tem-broo*): September

sexta-feira (*ses-tah fay-rah*) f: Friday

simpático (*seem-pah-chee-koh*) nice (as in a “nice person”)

sobremesa (*soh-bree-meh-zah*) f: dessert

sobrenome (*soh-bree-noh-mee*) m: last name surname

sol (*soh-oooh*) m: sun

subir (*sooh-beeh*): to go up

sul (*soo*) m: south

surfista (*soo-fees-tah*) m/f: surfer

T

tamanho (tah-mahn-yoo) m: size

tarde (tah-jee): late

taxa de câmbio (tah-sha jee kahm-bee-oh) f: exchange rate

teatro (chee-ah-troo) m: theater

terça-feira (teh-sah fay-rah) f: Tuesday

tia (chee-ah) f: aunt

time (chee-mee) m: team

tio (chee-oooh) m: uncle

toalha (toe-ahl-yah) f: towel

torcedor (toh-seh-doh) m: fan (of a sport)

tornozelo (toh-noh-zeh-loo) m: ankle

trabalho (trah-bahl-yoh) m: job

tranquilo (trahn-kwee-loo): calm or relaxed

trânsito (trahn-zee-too) m: traffic

três (trehz): three

trio elétrico (tree-oooh eh-leh-tree-koo) m: motorized truck

U

um (oong): one

V

velho (vel-yoo): old

verde (veh-jee): green www.Ebook777.com

vermelho (veh-mel-yoo) m: red

viagem (vee-ah-zhang) f: trip

vida (vee-dah) f: life

vinho (veen-yoo) m: wine

violão (vee-ooh-lah-ooh) m: guitar

vitamina (vee-tah-mee-nah) f: milkshake/vitamin

English-Portuguese Mini-Dictionary

A

a lot: **muito** (moh-ee-toh)

actor: **ator** (ah-toh) m

agency: **agência** (ah-zhang-see-ah) f

airplane: **avião** (ah-vee-ah-ooh) m

and: **e** (ee)

ankle: **tornozelo** (toh-noh-zeh-loo) m

another: **outro** (oh-trooh) m

apple: **maçã** (mah-sah) f

April: **abril** (ah-bree-ooh)

arm: **braço** (brah-soo) m

art exhibition: **exposição de arte** (eks-poh-zee-sah-ooh jee ah-chee) f

to ask: **perguntar** (*peh-goohn-tah*)

ATM: **caixa automático** (*kah-ee-shah ah-oooh-toh-mah-chee-koo*) m

August: **agosto** (*ah-goh-stoo*)

aunt: **tia** (*chee-ah*) f

avenue: **avenida** (*ah-veh-nee-dah*) f

avocado: **abacate** (*ah-bah-koch*) m

B

bad: **ruim** (*hoo-eeng*)

banana: **banana** (*bah-nah-nah*) f

bank: **banco** (*bahn-koh*) m

bank account: **conta** (*kohn-tah*) f

bathroom: **banheiro** (*bahn-yay-roh*) m

to be (permanent state): **estar** (*es-stah*)

beach: **praia** (*prah-ee-ah*) f

beach lounge chair: **cadeira de praia** (*kah-day-rah jee prah-ee-ah*) f

beans: **feijão** (*fay-zhah-oooh*) m

beef: **carne** (*kah-nee*) f

bed: **cama** (*kah-mah*) f

beer: **cerveja** (*seh-veh-zhah*) f

belly: **barriga** (*bah-hee-gah*) f

better: **melhor** (*mel-yoh*)

bicycle: **bicicleta** (*bee-see-kleh-tah*) f

big: **grande** (*grahn-jee*)

bikini: **biquini** (*bee-kee-nee*) m

bill (as in dollar): **nota** (*noh-tah*) f

bill (at a restaurant): **conta** (*kohn-tah*) f

black: **preto** (*preh-too*) m

blood: **sangue** (*sahn-gee*) m

blue: **azul** (*ah-zoo*)

boat: **barco** (*bah-koo*) m

book: **livro** (*leev-roo*) m

boy: **menino** (*meh-nee-noo*) m or **garoto** (*gah-roh-too*) m

bread: **pão** (*pah-oo*) m

breakfast: **café da manhã** (*kah-feh dah mahn-yah*) m

brother: **irmão** (*eeh-mah-oo*) m

brown: **marróm** (*mah-hohng*)

bus: **ônibus** (*oh-nee-boos*) m

C

to call: **ligar** (*lee-gah*)

calm, relaxed: **tranquilo** (*trahn-kwee-loo*)

camera: **câmera** (*kah-meh-rah*) f

to cancel: **cancelar** (*kahn-seh-lah*)

car: **carro** (*kah-hoo*) m

cat: **gato** (*gah-too*) m

chair: **cadeira** (*kah-day-rah*) f

cheap: **barato** (*bah-rah-too*)

chest: **peito** (*pay-too*) m

chicken: **frango** (*frahn-goo*) m

chocolate: **chocolate** (*shoh-koh-lah-chee*) m

city: **cidade** (*see-dah-jee*) f

to clean: **limpar** (*leem-pah*)

to close: **fechar** (*feh-shah*)

coconut: **coco** (*koh-koh*) m

coconut water: **água de coco** (*ah-gwah jee koh-koh*) f

coffee: **café** (*kah-feh*) m

coin: **moeda** (*moh-eh-dah*) f

computer: **computador** (*kohm-poo-tah-doh*) m

concession stand: **quiosque** (*kee-ah-skee*)

cool (excellent): **legal** (*lay-gow*)

corner: **esquina** (*es-kee-nah*) f

cost: **custar** (*koo-stah*)

country: **país** (*pah-eez*) m

cousin: **primo** (*pree-moo*) m or **prima** (*pree-mah*) f

D

dark: **escuro** (*eh-skoo-roo*) m

date: **data** (*dah-tah*) f

daughter: **filha** (*feel-yah*) f

day: **dia** (*jee-ah*) m

December: **dezembro** (*deh-zem-broo*)

dentist: **dentista** (*den-chee-stah*) (male or female)

dessert: **sobremesa** (*soh-bree-meh-zah*) f

difficult: **difícil** (*jee-fee-see-oo*)

dining room: **sala de jantar** (*sah-lah jee zhahn-tah*) f

dinner/to have dinner: **jantar** (*zhahn-tah*) m

direction: **direção** (*jee-reh-sah-oo*) f

dividend: **dividendo** (*dee-vee-den-doh*) m

doctor: **médico** (*meh-jee-koo*) (male)

doctor: **médica** (*meh-jee-kah*) (female)

dolls: **bonecos** (*boo-neh-kooz*) m

door: **porta** (*poh-tah*) f

drugstore: **farmácia** (*fah-mah-see-ah*) f

E

ear: **orelha** (*oh-rel-yah*) f

east: **leste** (*les-chee*) m

easy: **fácil** (*fah-see-oo*)

egg: **ovo** (*oh-voo*) m

eight: **oito** (*oh-ee-toh*)

entrance gate (to a stadium): **portão** (*pohr-tah-oo*) m

exchange rate: **taxa de câmbio** (*tah-sha jee kahm-bee-oh*) f

expensive: **caro** (*kah-roo*)

eye: **olho** (*ohl-yoo*) m

F

face: **rosto** (*hoh-stroo*) m

fan (of a sport): **torcedor** (*toh-seh-doh*) m

far away: **longe** (*lohn-zhee*)

fast: **rápido** (*hah-pee-doo*)

father: **pai** (*pah-ee*) m

February: **fevereiro** (*feh-veh-day-roo*)

fever: **febre** (*feh-bree*) f

to find: **encontrar** (*en-kohn-trah*)

finger: **dedo** (*deh-doo*) m

first: **primeiro** (*pree-may-roo*) m

first name: **nome** (*noh-mee*) m

fish: **peixe** (*pay-shee*) m

five: **cinco** (*sing-koh*)

flip-flops: **chinelos** (*shee-neh-lohs*) m

floor (of a building): **andar** (*ahn-dah*) m

flower: **flor** (*floh*) f

food: **comida** (*koh-mee-dah*) f

foot: **pé** (*peh*) m

for/in order to: **para** (*pah-rah*)

four: **quatro** (*kwah-troo*)

Friday: **sexta-feira** (*ses-tah fay-rah*) f

fruit: **fruta** (*froo-tah*) f

fun: **divertido** (*jee-veh-chee-doo*)

G

garden: **jardim** (*zhah-jing*) m

garlic: **alho** (*ahl-yoh*) m

girl: **menina** (*meh-nee-nah*) f or **garota** (*gah-roh-tah*) f

glass (cup): **copo** (*koh-poo*) m

to go up: **subir** (*sooh-beeh*)

gold: **ouro** (*oh-roo*) m

good: **bom** (*bohng*) m

granddaughter: **neta** (*neh-tah*) f

grandma: **avó** (*ah-voh*) f

grandpa: **avô** (*ah-vah*) m

grandson: **neto** (*neh-too*) m

green: **verde** (*veh-jee*)

guava: **goiaba** (*goy-ah-bah*) f

guide: **guia** (*gee-ah*) (male or female)

guitar: **violão** (*vee-ooh-lah-ooh*) m

H

hair: **cabelo** (*kah-beh-loo*) m

hand: **mão** (*mah-oooh*) f

handsome/beautiful: **lindo** (*leen-doh*) m

happy: **feliz** (*feh-lees*) or **contente** (*kohn-ten-chee*)

hat: **chapéu** (*shah-peh-oooh*) m

head: **cabeça** (*kah-beh-sah*) f

hello: **oi** (*oh-ee*)

help: **ajuda** (*ah-zhoo-dah*) f

her: **dela** (*deh-lah*) f

hip: **quadril** (*kwah-dreel*) m

his: **dele** (*deh-lee*) m

hour: **hora** (*oh-rah*) f

house: **casa** (*kah-zah*) f

how much: **quanto** (*kwahn-too*)

hug: **abraço** (*ah-brah-soo*) m

hunger: **fome** (*foh-mee*) f

I

identification: **identificação** (*ee-den-chee-fee-kah-sah-oooh*) f

immigration: **imigração** (*ee-mee-grah-sah-oooh*) f

intelligent: **inteligente** (*een-tehl-ee-zhang-chee*) m/f

J

jacket: **casaco** (*kah-zah-koo*) m

January: **janeiro** (*zhah-nay-roo*)

job: **trabalho** (*trah-bahl-yoh*) m

July: **julho** (*zhool-yoh*)

June: **junho** (*zhoon-yoh*)

K

kiss: **beijo** (*bay-zhoo*) m

kitchen: **cozinha** (*koh-zeen-yah*) f

knee: **joelho** (*zhoh-el-yoh*) m

knife: **faca** (*fah-kah*) f

L

language: **língua** (*ling-gwah*) f

last name: **sobrenome** (*soh-bree-noh-mee*) m

late: **tarde** (*tah-jee*)

lawyer: **advogada** (*ahj-voh-gah-dah*) f or **advogado** (*ahj-voh-gah-doo*)
m

left: **esquerda** (*es-keh-dah*) f

leg: **perna** (*peh-nah*) f

less: **menos** (*meh-nooz*)

lettuce: **alface** (*ah-oooh-fah-see*) f

life: **vida** (*vee-dah*) f

light (in color): **claro** (*klah-roo*) m

lighthouse: **farol** (*fah-roh-oooh*) m

to like: **gostar** (*goh-stah*)

lime: **limão** (*lee-mah-oooh*) m

to listen: **escutar** (*es-koo-tah*)

little: **pouco** (*poh-koo*)

to live: **morar** (*moh-rah*)

living room: **sala de estar** (*sah-lah jee eh-stah*) f

lunch: **almoço** (*ah-oooh-moh-soo*) m

M

man: **homem** (*oh-mang*) m

manager: **gerente** (*zheh-rang-chee*) m/f

mango: **manga** (*mahn-gah*) f

map: **mapa** (*mah-pah*) m

March: **março** (*mah-soo*)

May: **maio** (*my-oh*)

medicine: **remédio** (*heh-meh-jee-oooh*) m

meeting: **reunião** (*hay-oooh-nee-ah-oooh*) f

milk: **leite** (*lay-chee*) m

milkshake: **vitamina** (*vee-tah-mee-nah*) f

minute: **minuto** (*mee-noo-too*) m

Monday: **segunda-feira** (*seh-goona-dah fay-rah*) f

money: **dinheiro** (*jing-yay-roo*) m; **grana** (*grah-nah*) f (slang)

moon: **lua** (*loo-ah*) f

more: **mais** (*mah-eez*)

morning: **manhã** (*mahn-yah*) f

mother: **mãe** (*mah-ee*) f

motorized truck: **trio elétrico** (*tree-oooh eh-leh-tree-koo*) m

mouth: **boca** (*boh-kah*) f

movie theater: **cinema** (*see-neh-mah*) m

Mr./older man : **senhor** (*seen-yoh*) m

Mrs./older woman: **senhora** (*seen-yoh-rah*) f

museum: **museu** (*moo-zeh-oooh*) m

music: **música** (*moo-zee-kah*) f (Popular types of Brazilian music include **axé**, **frevo**, and **maracuta**.)

N

near: **perto** (*peh-too*)

neck: **pescoço** (*pes-koh-soo*) m

neighborhood: **bairro** (*bah-ee-hoo*) m

nice (as in a “nice person”): **simpático** (*seem-pah-chee-koh*) m

night: **noite** (*noh-ee-chee*) f

nightclub: **boate** (*boh-ah-chee*) f www.Ebook777.com

nine: **nove** (*noh-vee*)

no: **não** (*nah-ooh*)

north: **norte** (*noh-chee*) m

nose: **nariz** (*nah-reez*) m

November: **novembro** (*noo-veem-broo*)

now: **agora** (*ah-goh-rah*)

number: **número** (*noo-meh-roh*) m

O

ocean: **mar** (*mah*) m

October: **outubro** (*ooh-too-broo*)

old: **velho** (*vel-yoo*) m

on foot: **a pé** (*ah peh*)

one: **um** (*oong*)

one hundred: **cem** (*sang*)

onion: **cebola** (*seh-boh-lah*)f

to open: **abrir** (*ah-breeh*)

or: **ou** (*ooh*)

organized: **organizado** (*ohr-gahn-ee-zah-doh*)

P

pain: **dor** (*doh*) f

pants: **calças** (*kah-oooh-sahz*) f

party: **festa** (*fehsh-tah*) f

passport: **passaporte** (*pah-sah-poh-chee*) m

to pay: **pagar** (*pah-gah*)

performance (of a company): **desempenho** (*des-em-pen-yoh*) m

person: **pessoa** (*peh-soh-ah*) f

photo: **foto** (*foh-too*) f

pineapple: **abacaxi** (*ah-bah-kah-shee*) m

pink: **rosa** (*hoh-zah*)

plaza: **praça** (*prah-sah*) f

pool: **piscina** (*pee-see-nah*) f

popcorn: **pipoca** (*pee-poh-kah*) f

price: **preço** (*preh-soo*) m

to print out: **imprimir** (*eem-pree-meeh*)

profit: **lucro** (*loo-kroh*) m

R

rain: **chuva** (*shoo-vah*) f

receipt: **recibo** (*heh-see-boo*) m

red: **vermelho** (*veh-mel-yoo*)

to reserve: **reservar** (*heh-seh-vah*)

restaurant: **restaurante** (*heh-stah-oooh-rahn-chee*) m

revenue: **receita** (*heh-say-tah*) f

rice: **arroz** (ah-*hohz*) m

right (as in direction/location): **direita** (jee-*ray-tah*) f

river: **rio** (*hee-ooh*) m

road: **caminho** (kah-*meen-yoo*) m

room or bedroom: **quarto** (kwah-*toh*) m

S

sailboat: **jangada** (zhan-*gah-dah*) f

salad: **salada** (sah-*lah-dah*) f

samba: **samba** (*sahm-bah*) m (a type of dance)

sambodrome: **sambódromo** (sahm-*boh-droh-moo*) m

sand: **areia** (ah-*ray-ah*) f

Saturday: **sábado** (*sah-bah-doo*) m

September: **setembro** (seh-*tem-broo*)

seven: **sete** (*seh-chee*)

share (as in a share of stock): **ação** (ah-*sah-ooh*) m

shellfish: **mariscos** (mah-*rees-kooz*) m

shirt (female): **blusa** (*bloo-zah*) f

shirt (male): **camisa** (kah-*mee-zah*) f; **abadá** (ah-*bah-dah*) m (shirt for a Carnival group performance)

shoes: **sapatos** (sah-*pah-tohs*) m

shoulder: **ombro** (*ohm-broh*) m

shrimp: **camarão** (kah-*mah-rah-ooh*) m

sister: **irmã** (ee-*mah*) f

six: **seis** (*say-eez*)

size: **tamanho** (*tah-mahn-yoo*) m

skirt: **saia** (*sah-ee-ah*) f

slowly: **devagar** (*deh-vah-gah*)

small: **pequeno** (*peh-keh-noo*) m

soap opera: **novela** (*noh-veh-lah*) f

some: **algum** (*ah-oooh-goong*)

son: **filho** (*feel-yoo*) m

song: **canção** (*kahn-sah-oooh*) f

south: **sul** (*soo*) m

to speak: **falar** (*fah-lah*)

special: **especial** (*eh-speh-see-ah-oooh*)

spicy: **apimentado** (*ah-pee-men-tah-doo*)

spinach: **espinafre** (*es-pee-nah-free*) m

spoon: **colher** (*kool-yeh*) f

stadium: **estádio** (*es-stah-jee-oh*) m

state: **estado** (*eh-stah-doo*) m

station: **estação** (*es-tah-sah-oooh*) f

street: **rua** (*hoo-ah*) f

subway: **metrô** (*meh-troh*) m

sun: **sol** (*soh-oooh*) m

sunglasses: **óculos de sol** (*oh-koo-lohs jee soh-oooh*) m

Sunday: **domingo** (*doo-ming-goo*) m

sunscreen: **protetor solar** (*proh-teh-toh soh-lah*) m

surfer: **surfista** (*soo-jees-tah*) m/f

sweet: **doce** (*doh-see*)

T

table: **mesa** (*meh-zah*) f

tall: **alto** (*ah-oooh-too*)

taxes: **impostos** (*eem-pohs-tohs*) m

team: **time** (*chee-mee*) m

ten: **dez** (*dez*)

theater: **teatro** (*chee-ah-troo*) m

theirs: **deles** (*deh-leez*) m

thing: **coisa** (*koy-zah*) f

to think: **achar** (*ah-shah*)

three: **três** (*trehz*)

thumb: **polegar** (*poh-leh-gah*) m

Thursday: **quinta-feira** (*keen-tah fay-rah*) f

ticket: **bilhete** (*beel-yeh-chee*) m: ticket (as in theater/lottery)

ticket office: **bilheteria** (*beel-yeh-teh-ree-ah*) f

today: **hoje** (*oh-zhee*)

toe: **dedo do pé** (*deh-doo doo peh*) m

tomorrow: **amanhã** (*ah-mahng-yah*)

tongue: **língua** (*ling-gwah*) f

tooth: **dente** (*den-chee*) m

towel: **toalha** (*toe-ahl-yah*) f

traffic: **trânsito** (*trahn-zee-too*) m

tree: **árvore** (*ah-voh-ree*) f

trip: **viagem** (*vee-ah-zhang*) f

to try: **experimentar** (*eh-speh-ree-men-tah*)

T-shirt: **camiseta** (*kah-mee-zeh-tah*) f

Tuesday: **terça-feira** (*teh-sah fay-rah*) f

two: **dois** (*doh-eez*)

U

ugly: **feio** (*fay-oooh*)

uncle: **tio** (*chee-oooh*) m

W

water: **água** (*ah-gwah*) f

Wednesday: **quarta-feira** (*kwah-tah fay-rah*) f

week: **semana** (*seh-mah-nah*) f

west: **oeste** (*oh-es-chee*) m

what: **que** (*kee*)

when: **quando** (*kwahn-doo*)

white: **branco** (*brahn-koh*)

who: **quem** (*kang*)

wine: **vinho** (*ving-yoo*) m

with: **com** (kohng)

to withdraw (money): **retirar** (heh-chee-rah)

woman: **mulher** (mool-yeh) f

wood: **madeira** (mah-day-rah) f

worse: **pior** (pee-oh)

wrist: **pulso** (pool-soh) m

Y

yellow: **amarelo** (ah-mah-reh-loo)

young: **jovem** (zhoh-vang)

Appendix B

Verb Tables

Portuguese Verbs

Regular Verbs Ending with -ar For example: morar (to live)

	Present	Past	Future
<i>eu (I)</i>	moro	morei	vou morar
<i>você (you)</i>	mora	morou	vai morar
<i>ele/ela (he/she)</i>	mora	morou	vai morar
<i>nós (we)</i>	moramos	moramos	vamos morar
<i>eles/elas (they)</i>	moram	moraram	vão morar
<i>vocês (you plural)</i>	moram	moraram	vão morar

Regular Verbs Ending with -er For example: comer (to eat)

	Present	Past	Future
<i>eu (I)</i>	como	comi	vou comer
<i>você (you)</i>	come	comeu	vai comer
<i>ele/ela (he/she)</i>	come	comeu	vai comer
<i>nós (we)</i>	comemos	comemos	vamos comer
<i>eles/elas (they)</i>	comem	comeram	vão comer
<i>vocês (you plural)</i>	comem	comeram	vão comer

	Present	Past	Future
<i>eu (I)</i>	abro	abri	vou abrir
<i>você (you)</i>	abre	abriu	vai abrir
<i>ele/ela (he/she)</i>	abre	abriu	vai abrir
<i>nós (we)</i>	abrimos	abrimos	vamos abrir
<i>eles/elas (they)</i>	abrem	abriram	vão abrir
<i>vocês (you plural)</i>	abrem	abriram	vão abrir

Regular Portuguese Verbs

	Present	Past	Future
achar to find	<i>eu</i> acho	achei	vou achar
	<i>você</i> acha	achou	vai achar
	<i>ele/ela</i> acha	achou	vai achar
	<i>nós</i> achamos	achamos	vamos achar
	<i>eles/elas</i> acham	acharam	vão achar

	Present	Past	Future
começar to start	<i>eu</i> começo	comecei	vou começar
	<i>você</i> começa	começou	vai começar
	<i>ele/ela</i> começa	começou	vai começar
	<i>nós</i> começamos	começamos	vamos começar
	<i>eles/elas</i> começam	começaram	vão começar
	<i>vocês</i> começam	começaram	vão começar

comprar

to buy

	Present	Past	Future
<i>eu</i>	compro	comprei	vou comprar
<i>você</i>	compra	comprou	vai comprar
<i>ele/ela</i>	compra	comprou	vai comprar
<i>nós</i>	compramos	compramos	vamos comprar
<i>eles/elas</i>	compram	compraram	vão comprar
<i>vocês</i>	compram	compraram	vão comprar

conhecerto know
someone

	Present	Past	Future
<i>eu</i>	conheço	conheci	vou conhecer
<i>você</i>	conhece	conheceu	vai conhecer
<i>ele/ela</i>	conhece	conheceu	vai conhecer
<i>nós</i>	conhecemos	conhecemos	vamos conhecer
<i>eles/elas</i>	conhecem	conhecera	vão conhecer
<i>vocês</i>	conhecem	conhecera	vão conhecer

escutar

to listen

	Present	Past	Future
<i>eu</i>	escuto	escutei	vou escutar
<i>você</i>	escuta	escutou	vai escutar
<i>ele/ela</i>	escuta	escutou	vai escutar
<i>nós</i>	escutamos	escutamos	vamos escutar
<i>eles/elas</i>	escutam	escutaram	vão escutar
<i>vocês</i>	escutam	escutaram	vão escutar

falar

to speak

	Present	Past	Future
<i>eu</i>	falo	falei	vou falar
<i>você</i>	fala	falou	vai falar
<i>ele/ela</i>	fala	falou	vai falar
<i>nós</i>	falamos	falamos	vamos falar
<i>eles/elas</i>	falam	falaram	vão falar
<i>você</i>	falam	falaram	vão falar

	Present	Past	Future
fechar	<i>eu</i> fecho	fechei	vou fechar
to close	<i>você</i> fecha	fechou	vai fechar
	<i>ele/ela</i> fecha	fechou	vai fechar
	<i>nós</i> fechamos	fechamos	vamos fechar
	<i>eles/elas</i> fecham	fecharam	vão fechar
	<i>vocês</i> fecham	fecharam	vão fechar

	Present	Past	Future
gostar	<i>eu</i> gosto	gostei	vou gostar
to like	<i>você</i> gosta	gostou	vai gostar
	<i>ele/ela</i> gosta	gostou	vai gostar
	<i>nós</i> gostamos	gostamos	vamos gostar
	<i>eles/elas</i> gostam	gostaram	vão gostar
	<i>vocês</i> gostam	gostaram	vão gostar

	Present	Past	Future
voltar	<i>eu</i> volto	voltei	vou voltar
to come back	<i>você</i> volta	voltou	vai voltar
	<i>ele/ela</i> volta	voltou	vai voltar
	<i>nós</i> voltamos	voltamos	vamos voltar
	<i>eles/elas</i> voltam	voltaram	vão voltar
	<i>vocês</i> voltam	voltaram	vão voltar

Irregular Portuguese Verbs

colocar

to put

	Present	Past	Future
<i>eu</i>	coloco	coloquei	vou colocar
<i>você</i>	coloca	colocou	vai colocar
<i>ele/ela</i>	coloca	colocou	vai colocar
<i>nós</i>	colocamos	colocamos	vamos colocar
<i>eles/elas</i>	colocam	colocaram	vão colocar

dar

to give

	Present	Past	Future
<i>eu</i>	dou	dei	vou dar
<i>você</i>	dá	deu	vai dar
<i>ele/ela</i>	dá	deu	vai dar
<i>nós</i>	damos	demos	vamos dar
<i>eles/elas</i>	dão	deram	vão dar
<i>vocês</i>	dão	deram	vão dar

estar

to be

(temporarily)

	Present	Past	Future
<i>eu</i>	estou	estive	vou estar
<i>você</i>	está	estive	vai estar
<i>ele/ela</i>	está	estive	vai estar
<i>nós</i>	estamos	estivemos	vamos estar
<i>eles/elas</i>	estão	estiveram	vão estar
<i>vocês</i>	estão	estiveram	vão estar

fazer

to make/do

	Present	Past	Future
<i>eu</i>	faço	fiz	vou fazer
<i>você</i>	faz	fez	vai fazer
<i>ele/ela</i>	faz	fez	vai fazer
<i>nós</i>	fazemos	fizemos	vamos fazer
<i>eles/elas</i>	fazem	fizeram	vão fazer
<i>vocês</i>	fazem	fizeram	vão fazer

ir

to go

	Present	Past	Future
<i>eu</i>	vou	fui	vou ir
<i>você</i>	vai	foi	vai ir
<i>ele/ela</i>	vai	foi	vai ir
<i>nós</i>	vamos	fomos	vamos ir
<i>eles/elas</i>	vão	foram	vão ir
<i>vocês</i>	vão	foram	vão ir

perder

to lose

	Present	Past	Future
<i>eu</i>	perco	perdi	vou perder
<i>você</i>	perde	perdeu	vai perder
<i>ele/ela</i>	perde	perdeu	vai perder
<i>nós</i>	perdemos	perdemos	vamos perder
<i>eles/elas</i>	perdem	perderam	vão perder
<i>vocês</i>	perdem	perderam	vão perder

pedir

to ask for

	Present	Past	Future
<i>eu</i>	peço	pedi	vou pedir
<i>você</i>	pede	pediu	vai pedir
<i>ele/ela</i>	pede	pediu	vai pedir
<i>nós</i>	pedimos	pedimos	vamos pedir
<i>eles/elas</i>	pedem	pediram	vão pedir
<i>vocês</i>	pedem	pediram	vão pedir

poder

to be able to

	Present	Past	Future
<i>eu</i>	posso	pude	vou poder
<i>você</i>	pode	pôde	vai poder
<i>ele/ela</i>	pode	pôde	vai poder
<i>nós</i>	podemos	podemos	vamos poder
<i>eles/elas</i>	podem	puderam	vão poder
<i>vocês</i>	podem	puderam	vão poder

querer
to want

	Present	Past	Future
<i>eu</i>	quero	quis	vou querer
<i>você</i>	quer	quis	vai querer
<i>ele/ela</i>	quer	quis	vai querer
<i>nós</i>	queremos	quisemos	vamos querer
<i>eles/elas</i>	querem	quiseram	vão querer
<i>vocês</i>	querem	quiseram	vão querer

saber
to know/
understand

	Present	Past	Future
<i>eu</i>	sei	soube	vou saber
<i>você</i>	sabe	soube	vai saber
<i>ele/ela</i>	sabe	soube	vai saber
<i>nós</i>	sabemos	sabíamos soubemos	vamos saber
<i>eles/elas</i>	sabem	souberam	vão saber
<i>vocês</i>	sabem	souberam	vão saber

sair
to leave/go out

	Present	Past	Future
<i>eu</i>	saio	saí	vou sair
<i>você</i>	sai	saiu	vai sair
<i>ele/ela</i>	sai	saiu	vai sair
<i>nós</i>	saímos	saímos	vamos sair
<i>eles/elas</i>	saem	saíram	vão sair
<i>vocês</i>	saem	saíram	vão sair

ser
to be
(permanently)

	Present	Past	Future
<i>eu</i>	sou	fui	vou ser
<i>você</i>	é	foi	vai ser
<i>ele/ela</i>	é	foi	vai ser
<i>nós</i>	somos	fomos	vamos ser
<i>eles/elas</i>	são	foram	vão ser
<i>vocês</i>	são	foram	vão ser

ter
to have

	Present	Past	Future
<i>eu</i>	tenho	tive	vou ter
<i>você</i>	tem	teve	vai ter
<i>ele/ela</i>	tem	teve	vai ter
<i>nós</i>	temos	tivemos	vamos ter
<i>eles/elas</i>	têm	tiveram	vão ter
<i>vocês</i>	têm	tiveram	vão ter

ver
to see

	Present	Past	Future
<i>eu</i>	vejo	vi	vou ver
<i>você</i>	vê	viu	vai ver
<i>ele/ela</i>	vê	viu	vai ver
<i>nós</i>	vemos	vimos	vamos ver
<i>eles/elas</i>	veem	viram	vão ver
<i>vocês</i>	veêm	viram	vão ver

vir
to come

	Present	Past	Future
<i>eu</i>	venho	vim	vou vir
<i>você</i>	vem	veio	vai vir
<i>ele/ela</i>	vem	veio	vai vir
<i>nós</i>	vimos	viemos	vamos vir
<i>eles/elas</i>	vêm	vieram	vão vir
<i>vocês</i>	vêm	vieram	vão vir

Appendix C

On the CD

Note: If you are using a digital or enhanced digital version of this book, this appendix does not apply. Please go to booksupport.wiley.com for access to the additional content.

Track Listing

The following is a list of the tracks that appear on this book's audio CD. Note that this is an audio-only CD — it'll play in any standard CD player or in your computer's CD-ROM drive.

Track 1: Introduction

Track 2: Pronunciation ([Chapter 1](#))

Track 3: Using -ar verbs ([Chapter 2](#))

Track 4: Addressing others formally and informally ([Chapter 3](#))

Track 5: Describing permanent qualities ([Chapter 3](#))

Track 6: Talking about speaking ([Chapter 3](#))

Track 7: Talking about days of the week ([Chapter 4](#))

Track 8: Using the metric system ([Chapter 4](#))

Track 9: Making a phone call ([Chapter 5](#))

Track 10: Finding out where people are from ([Chapter 6](#))

Track 11: Talking in the past tense ([Chapter 6](#))

Track 12: Paying a restaurant bill ([Chapter 7](#))

Track 13: Buying food at the market ([Chapter 7](#))

Track 14: Shopping for apparel ([Chapter 8](#))

Track 15: Making comparisons and expressing opinions ([Chapter 8](#))

Track 16: Going to the movies ([Chapter 9](#))

Track 17: Falling in love ([Chapter 9](#))

Track 18: Using the working verb: Trabalhar ([Chapter 10](#))

Track 19: Getting an e-mail address ([Chapter 10](#))

Track 20: Packing for the beach ([Chapter 11](#))

Track 21: Talking about beauty ([Chapter 11](#))

Track 22: Asking people what they like to do ([Chapter 11](#))

Track 23: Choosing the best time for travel ([Chapter 12](#))

Track 24: Discussing currency ([Chapter 13](#))

Track 25: Paying for items and services ([Chapter 13](#))

Track 26: Making a place reservation ([Chapter 14](#))

Track 27: Traveling by taxi ([Chapter 14](#))

Track 28: Talking about distance ([Chapter 14](#))

Track 29: Asking for directions ([Chapter 14](#))

Track 30: Buying tickets ([Chapter 15](#))

Track 31: Looking for a good restaurant ([Chapter 15](#))

Track 32: Exploring Carnaval ([Chapter 16](#))

Track 33: Describing a health problem ([Chapter 17](#))

Customer Care

If you have trouble with the CD, please call Wiley Product Technical Support at 877-762-2974. Outside the United States, call 317-572-3993. You can also contact Wiley Product Technical Support at support.wiley.com. Wiley will provide technical support only for installation and other general quality-control items.

To place additional orders or to request information about other Wiley products, please call 877-762-2974.

Appendix D

Answer Key

Chapter 1: You Already Know Some Portuguese!

1. e; 2. c; 3. b; 4. a; 5. d

Chapter 2: The Nitty-Gritty: Basic Portuguese Grammar

1. **inteligente** (him, her) 2. **simpático** (him) 3. **tranquila** (her) 4. **linda** (her) 5. **alto** (him) 6. **jovem** (him, her) 7. **médica** (her) 8. **organizado** (him)

Chapter 3: Oi! Hello! Greetings and Introductions

1 across: **senhor**; 2 down: **estar**; 3 down: **oi**; 4 down: **falar**; 5 across: **alto**; 6 down: **nome**

Chapter 4: Getting Your Numbers, Times, and Measurements Straight

1. b; 2. c; 3. a; 4. d

Chapter 5: Speaking Portuguese at Home

A. **o banheiro**; B. **o quarto**; C. **a sala de jantar**; D. **a cozinha**; E. **a sala de estar**

Chapter 6: Getting To Know You: Small Talk

A. **o meu pai**; B. **a sua mãe**; C. **o irmão dele**; D. **a irmã deles**; E. **a nossa avó**

Chapter 7: Dining Out and Going to the Market

A. **arroz e feijão**; B. **salada**; C. **peixe**; D. **carne**; E. **frango**

Chapter 8: Shopping

1. *green/verde*; 2. *white/branco*; 3. *red/vermelho*; 4. *blue/azul*; 5. *pink/rosa*; 6. *brown/marrón*

A. *blusa*; B. *saia*; C. *sapatos*; D. *camisa*; E. *chapéu*; F. *casaco*; G. *gravata*

Chapter 9: Going Out on the Town

1. d; 2. e; 3. b; 4. a; 5. c

Chapter 10: Chatting About Business and the Economy

1. g; 2. i; 3. c; 4. f; 5. d; 6. b; 7. h; 8. e; 9. a; 10. j

Chapter 11: Recreation and the Outdoors

A. *óculos de sol*; B. *areia*; C. *cadeiras de praia*; D. *surfistas*; E. *biquini*; F. *toalha*; G. *água de coco*; H. *protetor solar*; I. *chinelos*

Chapter 12: Planning a Trip

A. *junho (11), julho (9), agosto (8)*

B. *dezembro (1), janeiro (4), fevereiro (6)*

C. *setembro (3), outubro (12), novembro (10)*

D. *março (7), abril (2), maio (5)*

Chapter 13: Money, Money, Money

1. *banco*; 2. *retirar*; 3. *dinheiro*; 4. *conta*; 5. *grana*; 6. *caixa automático*; 7. *dois notas*; 8. *pagar*; 9. *recibo*

Chapter 14: Getting Around: Planes, Buses, Taxis, and More

A. *bicicleta*; B. *barco*; C. *avião*; D. *jangada*; E. *a pé*; F. *ônibus*; G. *metrô*

Chapter 15: Going to Sporting Events

A. *portão*; B. *estádio*; C. *pipoca (at the) quiosque*; D. *torcedor*; E. *bilheteria*; F. *time* www.Ebook777.com

Chapter 16: O Carnaval!

A. Salvador: 3, 6, 7, 9

B. Rio: 2, 4

C. Recife/Olinda: 1, 5, 8

Chapter 17: Me Ajuda! Help! Handling Emergencies

A. olho; B. nariz; C. dente or boca; D. ombro; E. peito; F. pulso; G. dedo; H. barriga; I. joelho; J. tornozelo; K. dedo do pé; L. pé; M. perna; N. braço; O. polegar; P. quadril; Q. pescoço; R. orelha; S. cabelo; T. rosto

Get More and Do More at Dummies.com®



Start with **FREE** Cheat Sheets

Cheat Sheets include

- Checklists
- Charts
- Common Instructions
- And Other Good Stuff!

To access the cheat sheet specifically for this book, go to www.dummies.com/cheatsheet/portuguese.

Get Smart at Dummies.com

Dummies.com makes your life easier with 1,000s of answers on everything from removing wallpaper to using the latest version of Windows.

Check out our

- Videos
- Illustrated Articles
- Step-by-Step Instructions

Plus, each month you can win valuable prizes by entering our Dummies.com sweepstakes.*

Want a weekly dose of Dummies? Sign up for Newsletters on

- Digital Photography
- Microsoft Windows & Office
- Personal Finance & Investing
- Health & Wellness
- Computing, iPods & Cell Phones
- eBay
- Internet
- Food, Home & Garden



*Sweepstakes not currently available in all countries; visit Dummies.com for official rules.

Find out "HOW" at Dummies.com

If this book refers to media such as a CD or DVD, you may download this material at booksupport.wiley.com For more information about Wiley products, visit www.wiley.com.